

US00D534828S

(12) **United States Design Patent**  
**Woodyard**

(10) **Patent No.:** **US D534,828 S**

(45) **Date of Patent:** **\*\* Jan. 9, 2007**

(54) **RING**

(75) **Inventor:** **Nancilee Woodyard**, Gulf Breeze, FL  
(US)

(73) **Assignee:** **Nankaii Jewelry Design**, Gulf Breeze,  
FL (US)

(\*\*) **Term:** **14 Years**

(21) **Appl. No.:** **29/252,872**

(22) **Filed:** **Jan. 27, 2006**

(51) **LOC (8) Cl.** ..... **11-01**

(52) **U.S. Cl.** ..... **D11/35**

(58) **Field of Classification Search** ..... D11/26-39;  
63/15, 15.1-15.4, 15.45, 15.5, 15.6, 15.65,  
63/15.7, 26-27

See application file for complete search history.

(56) **References Cited**

**U.S. PATENT DOCUMENTS**

5,375,434 A \* 12/1994 Wertheimer et al. .... 63/15

D420,932 S \* 2/2000 Shinohara ..... D11/26  
D427,538 S \* 7/2000 Kern ..... D11/26  
D494,493 S \* 8/2004 Pachachi ..... D11/26

\* cited by examiner

*Primary Examiner*—Ian Simmons

*Assistant Examiner*—Melanie Levy

(74) *Attorney, Agent, or Firm*—Schwegman, Lundberg,  
Woessner & Kluth P.A.

(57) **CLAIM**

The ornamental design for the ring, as shown and described.

**DESCRIPTION**

FIG. 1 is a perspective view of the ring, incorporating the new design;

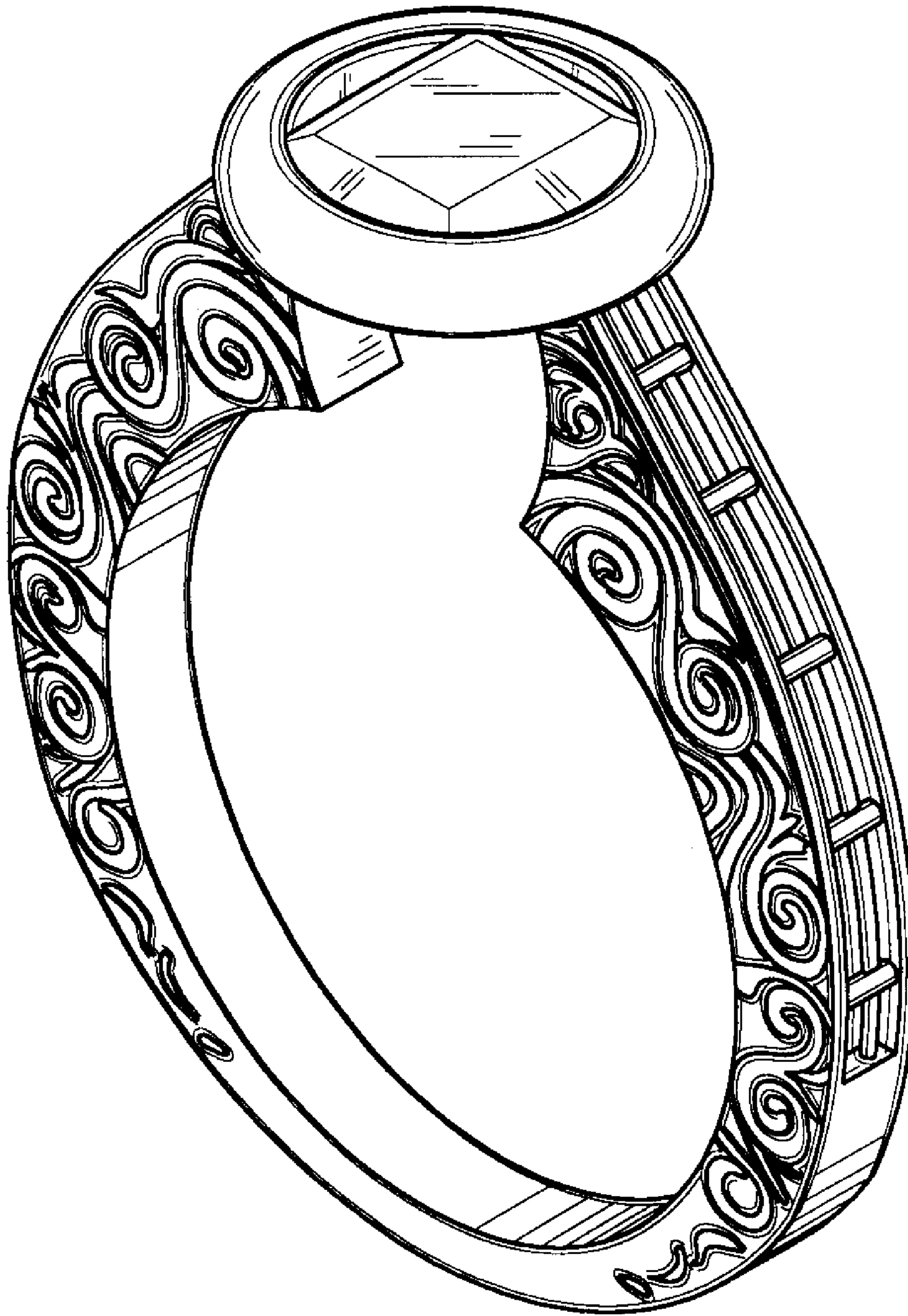
FIG. 2 is a front elevational view, the rear elevational view being a mirror image;

FIG. 3 is a top plan view; and,


FIG. 4 is a left side elevational view, the right side being a mirror image, of the ring of FIG. 1.

**1 Claim, 3 Drawing Sheets**

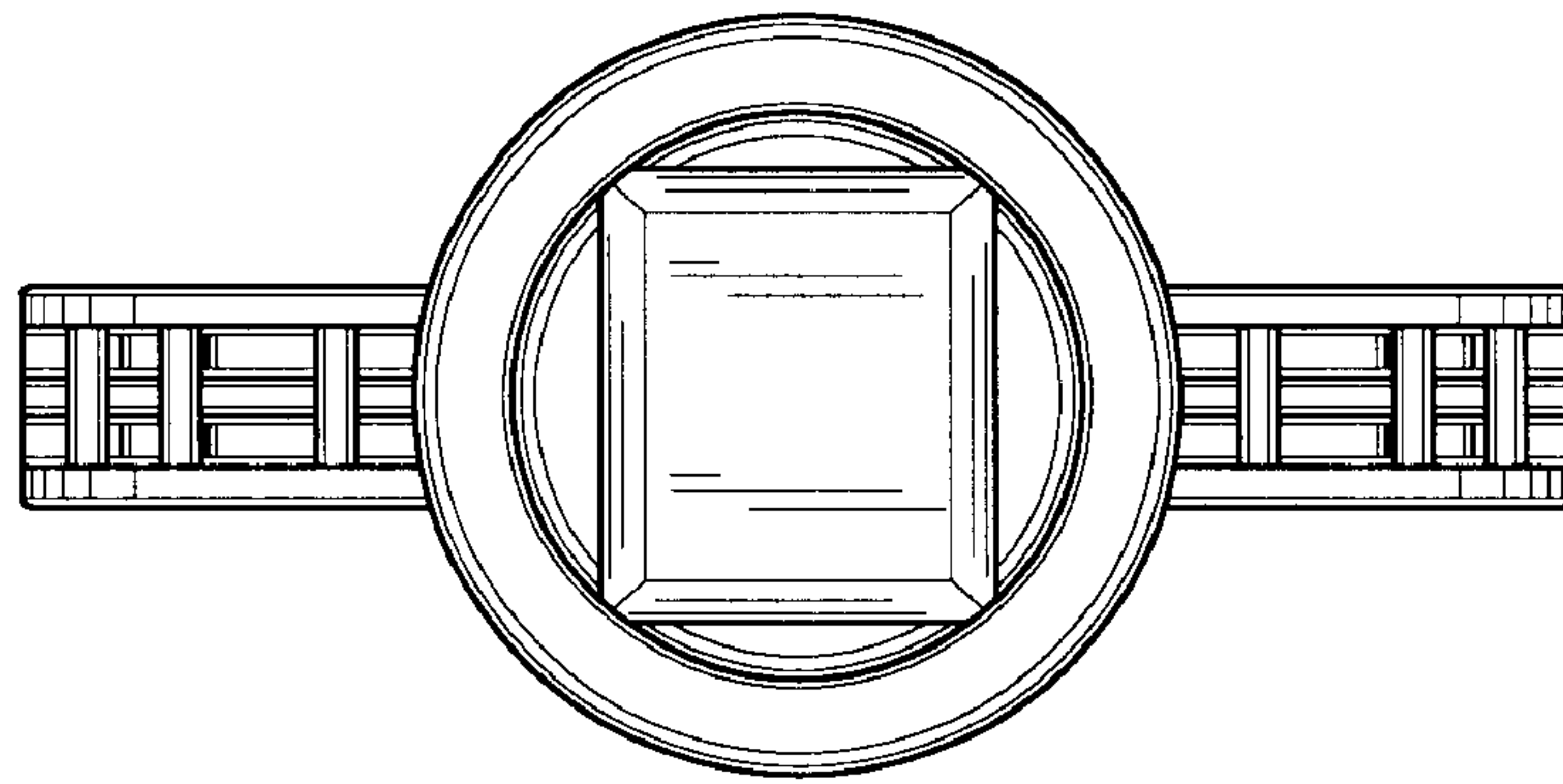




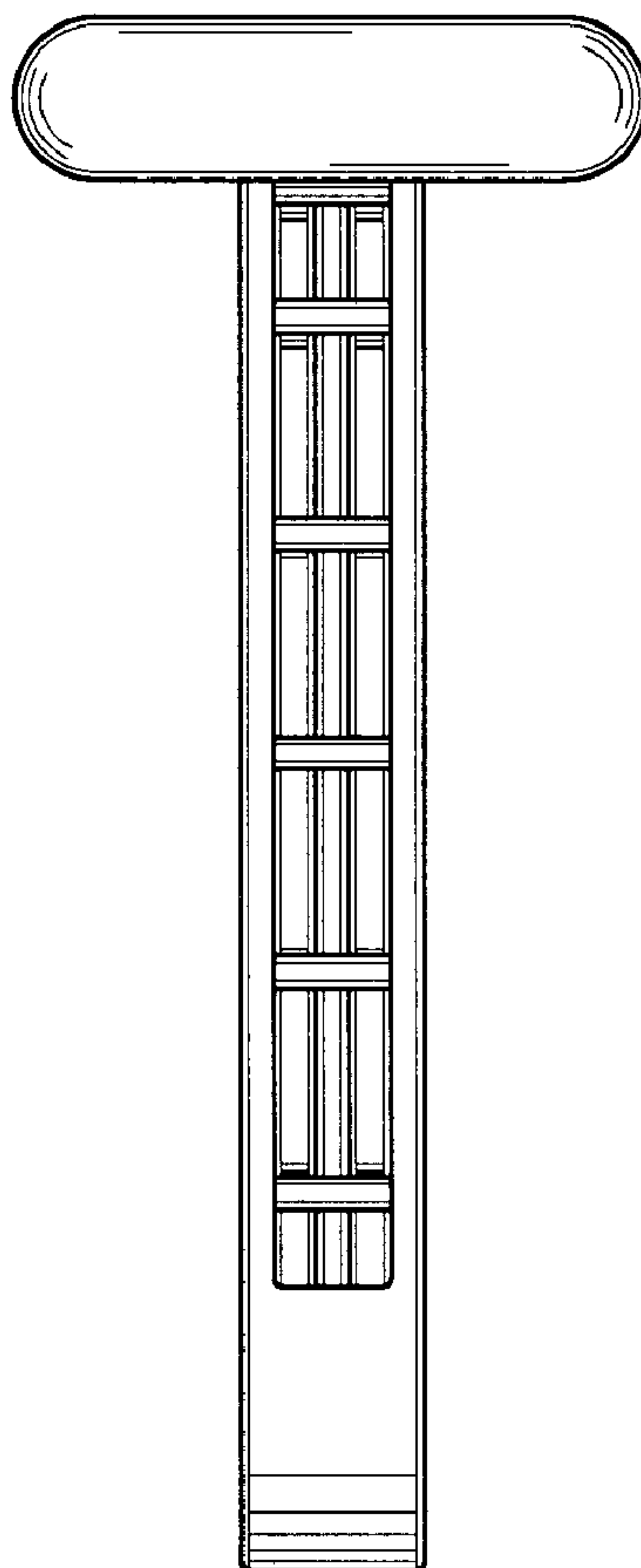
*FIG. 1*



**FIG. 2**



*FIG. 3*



*FIG. 4*