



US00D534807S

(12) **United States Design Patent**
Smay et al.

(10) **Patent No.:** **US D534,807 S**

(45) **Date of Patent:** **** Jan. 9, 2007**

(54) **CONTAINER**

(75) Inventors: **Cathy O. Smay**, Newburgh, IN (US);
Robin Wiggins, Newburgh, IN (US)

(73) Assignee: **Bristol-Myers Squibb Company**,
Princeton, NJ (US)

(**) Term: **14 Years**

(21) Appl. No.: **29/206,079**

(22) Filed: **May 26, 2004**

(51) **LOC (8) Cl.** **09-01**

(52) **U.S. Cl.** **D9/558; D9/503**

(58) **Field of Classification Search** D9/424,
D9/428, 500, 502-504, 509-511, 513, 516,
D9/529-530, 537, 543, 548-549, 555, 560,
D9/568, 571, 575; D28/73, 76, 91; D7/510,
D7/543, 601-603, 612-615, 629; 215/12.2,
215/13.1, 381-385, 396, 398, 400; 220/669,
220/675-676

See application file for complete search history.

(56) **References Cited**

U.S. PATENT DOCUMENTS

1,607,865	A	11/1926	Butler	
1,703,185	A	2/1929	White	
2,204,784	A	* 6/1940	Abrams	312/31.2
2,738,900	A	3/1956	Wenger	222/114
3,401,825	A	9/1968	Weiss	220/60
3,624,789	A	* 11/1971	Peyser et al.	206/508
D226,063	S	* 1/1973	Warnberg	D9/503
3,785,311	A	* 1/1974	Yoshikawa	72/348
3,955,742	A	5/1976	Marshall et al.	229/1.5 C
D271,565	S	* 11/1983	Slater	D9/520
D278,674	S	* 5/1985	Tardif et al.	D7/629
D307,865	S	* 5/1990	Conner et al.	D9/558
D312,555	S	* 12/1990	Daenen et al.	D7/540
D312,745	S	* 12/1990	Daenen et al.	D7/317
D313,353	S	* 1/1991	Hart et al.	D9/428
D317,120	S	* 5/1991	Schwartzburg	D9/503
D321,318	S	* 11/1991	Gunter	D9/503

D330,312	S	* 10/1992	Narsutis	D7/629
5,312,011	A	5/1994	Fischer	220/528
5,409,126	A	4/1995	DeMars	220/4.27
5,409,128	A	4/1995	Mitchell	220/23.4
D358,531	S	* 5/1995	Cousins et al.	D7/612
5,415,309	A	5/1995	Wang	220/4.27
5,647,413	A	7/1997	Horrell	141/108
D383,671	S	* 9/1997	Phillips	D9/429
5,705,212	A	1/1998	Atkinson	416/115
5,740,914	A	4/1998	Herzog	206/501
5,775,531	A	7/1998	Lowry	220/212.5
5,799,792	A	9/1998	Abrams	206/508
D407,974	S	* 4/1999	Zimmer et al.	D9/428
D412,373	S	* 7/1999	Krawec et al.	D27/190
D436,233	S	* 1/2001	Faillant-Dumas	D28/91
D463,282	S	* 9/2002	Mitchell	D9/500
D467,800	S	* 12/2002	Chen et al.	D9/429

* cited by examiner

Primary Examiner—Ian Simmons

Assistant Examiner—Dana Sipos

(74) *Attorney, Agent, or Firm*—Nelson Mullins Riley & Scarborough

(57) **CLAIM**

The ornamental design for a container, substantially as shown and described.

DESCRIPTION

FIG. 1 is a perspective view of a container embodying the design of the present invention;

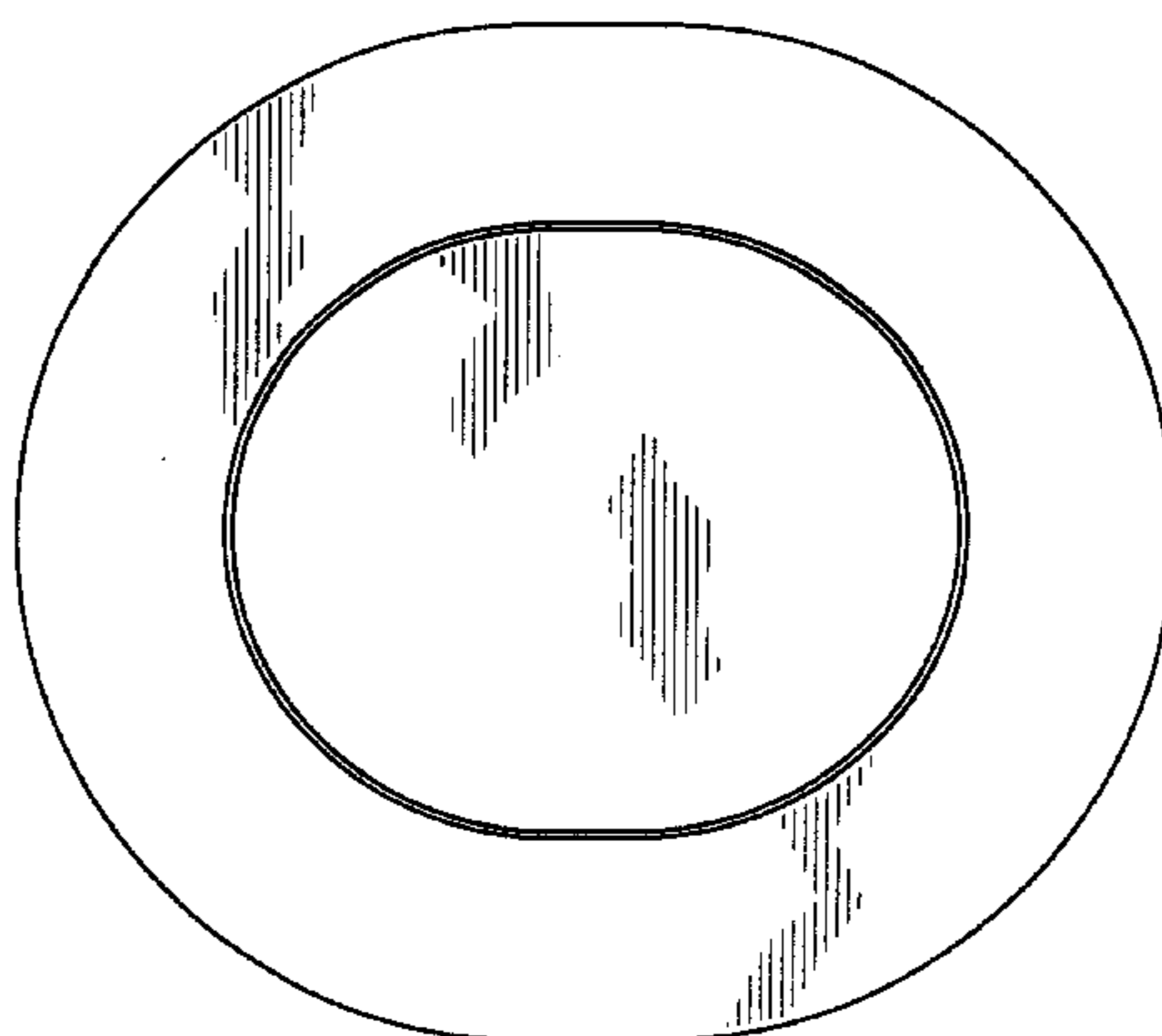
FIG. 2 is a front elevational view of the container illustrated in FIG. 1, the rear view being a mirror image of the front view;

FIG. 3 is a left side elevational view of the container illustrated in FIG. 1, the right side view being a mirror image of the left side view;

FIG. 4 is a top view of the container illustrated in FIG. 1; FIG. 5 is a bottom view of the container illustrated in FIG. 1; and,

FIG. 6 is a bottom perspective view of the container illustrated in FIG. 1.

1 Claim, 4 Drawing Sheets



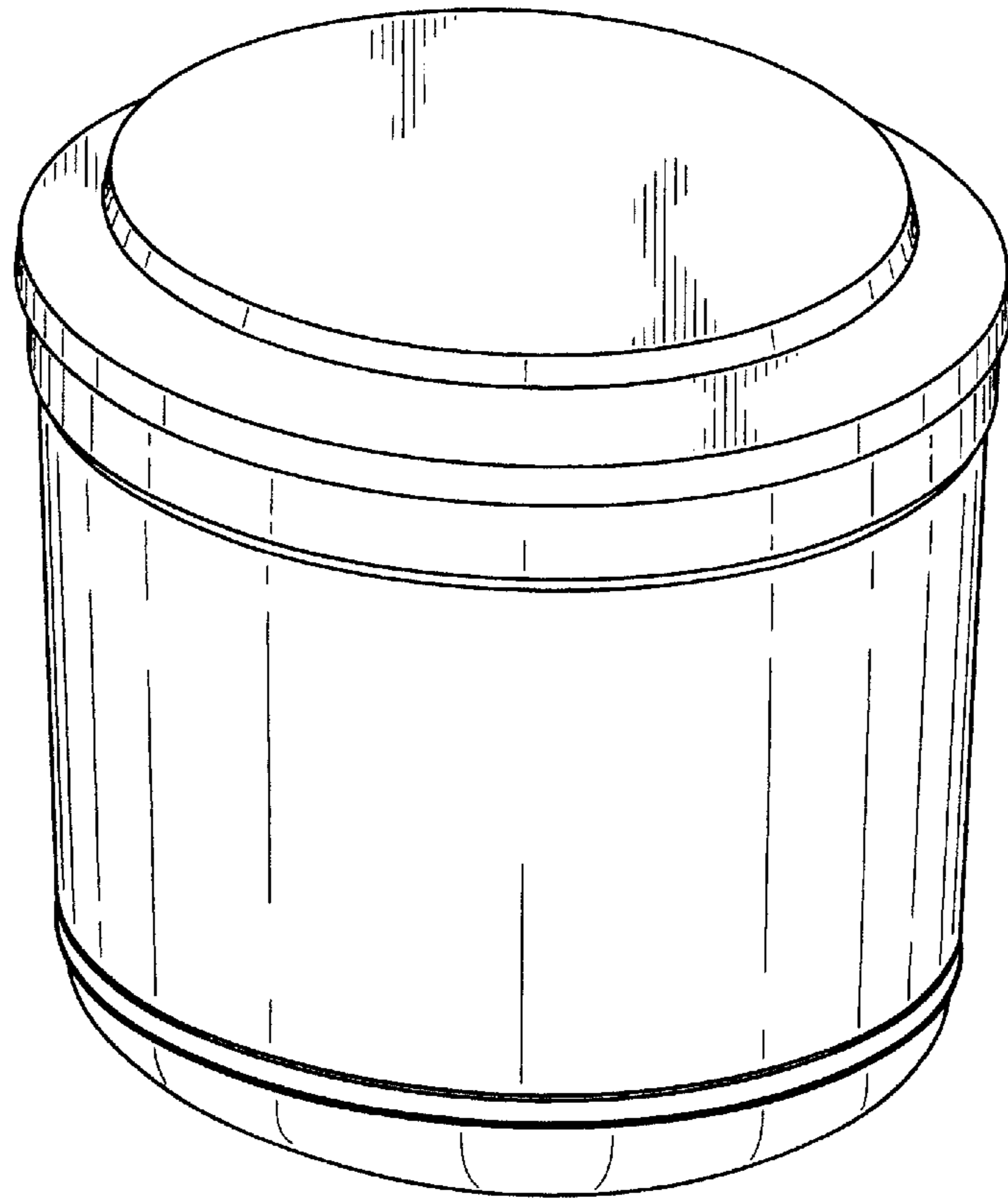


Fig. 1

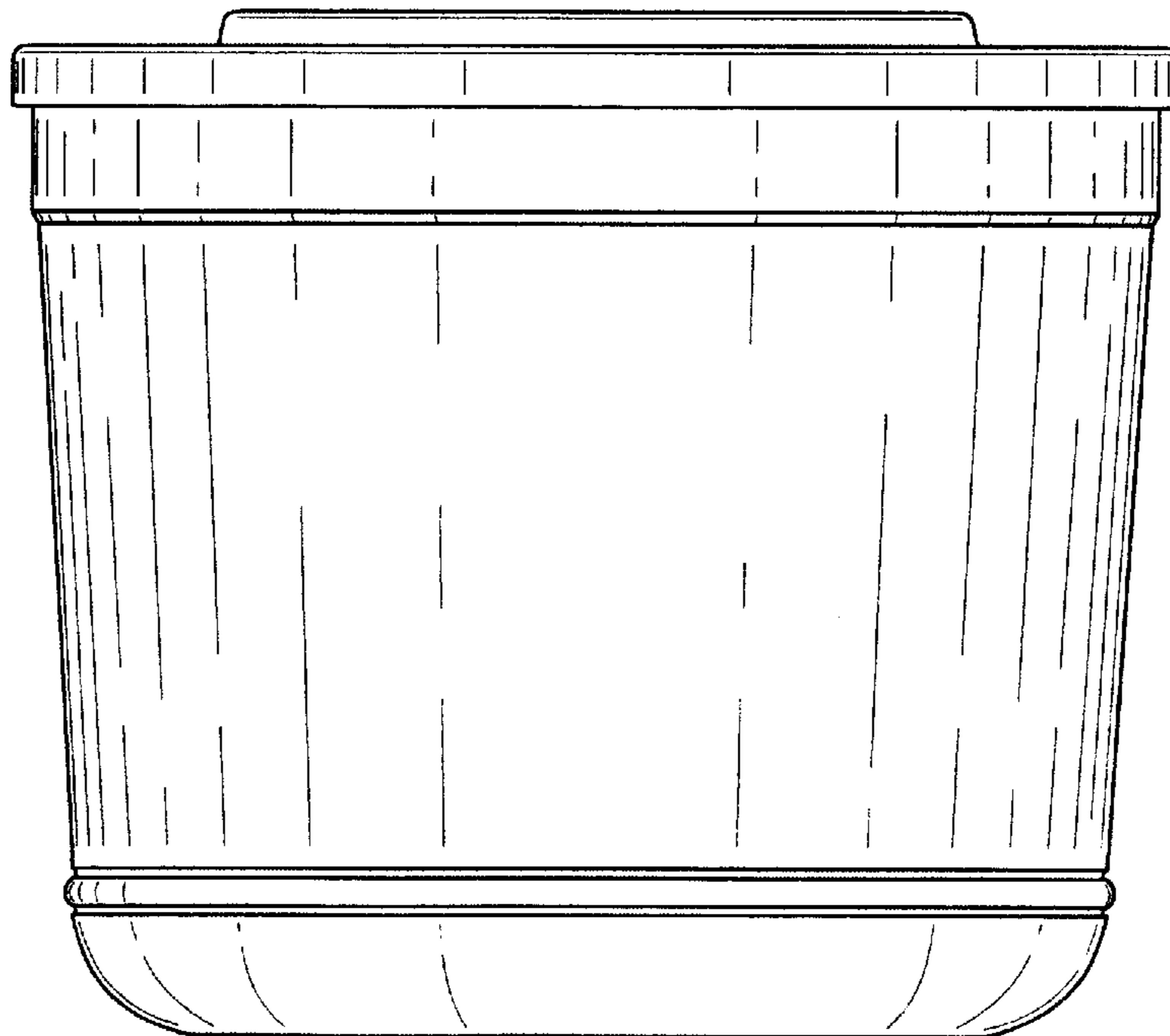


Fig. 2

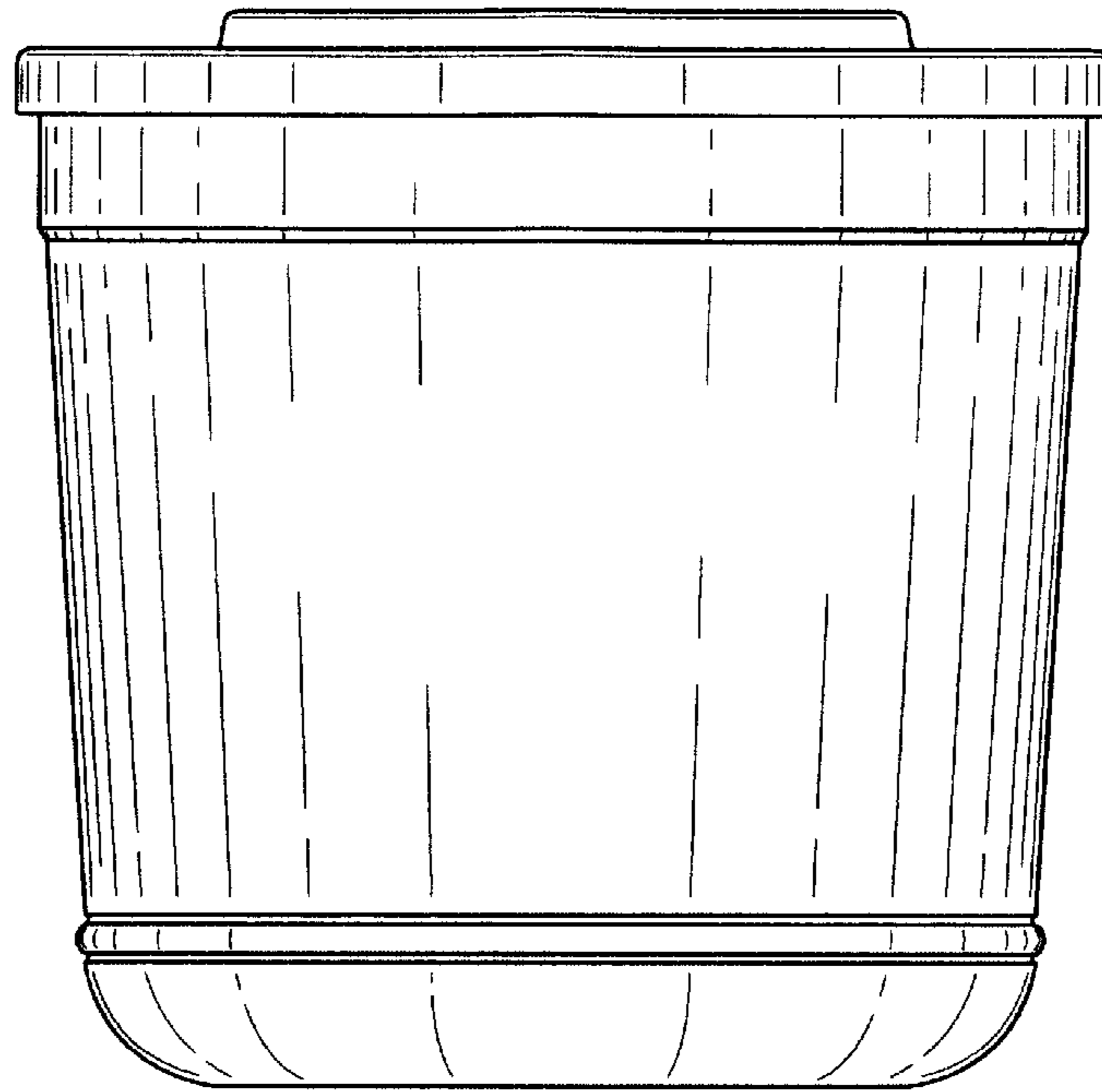


Fig. 3

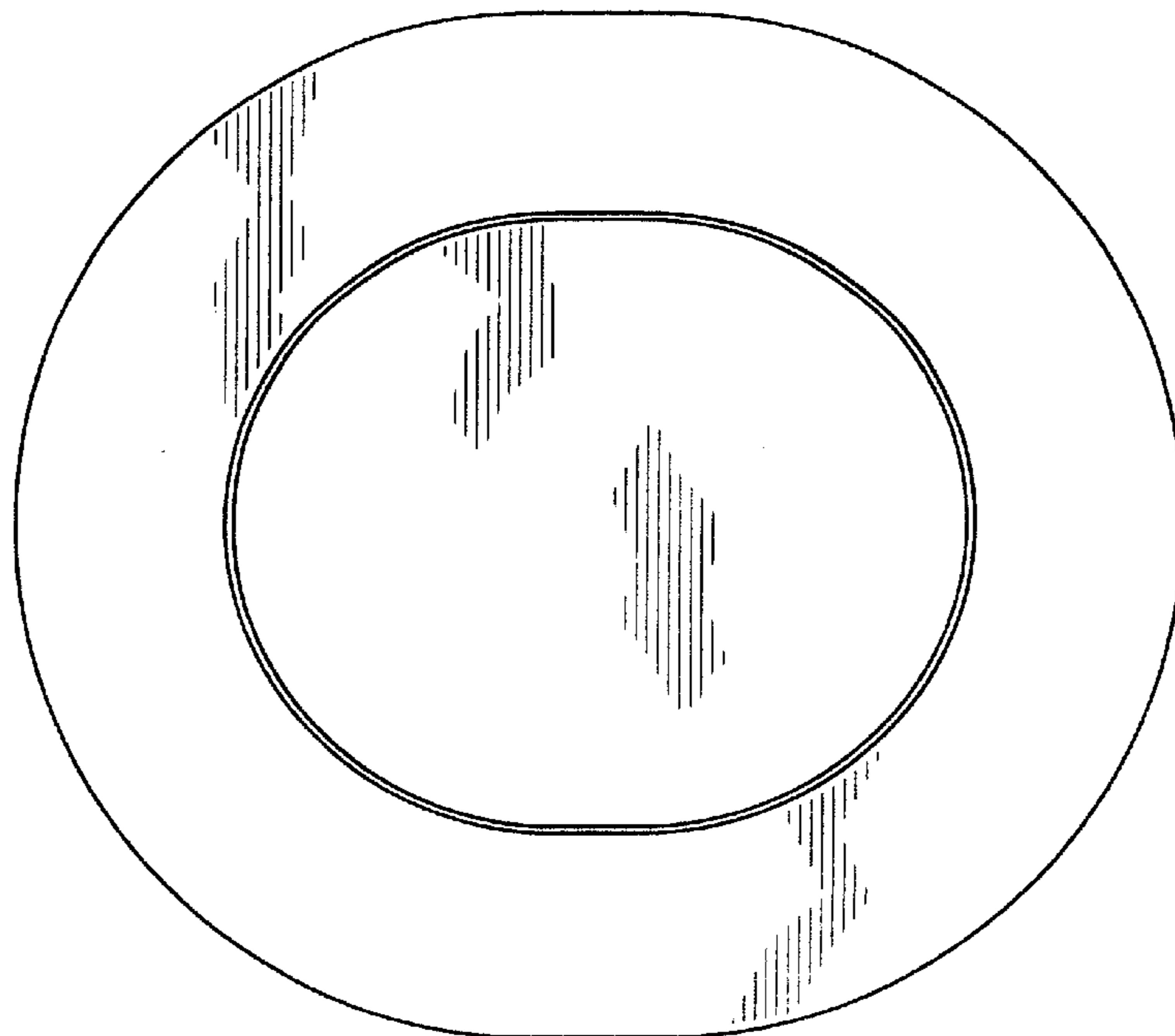


Fig. 4

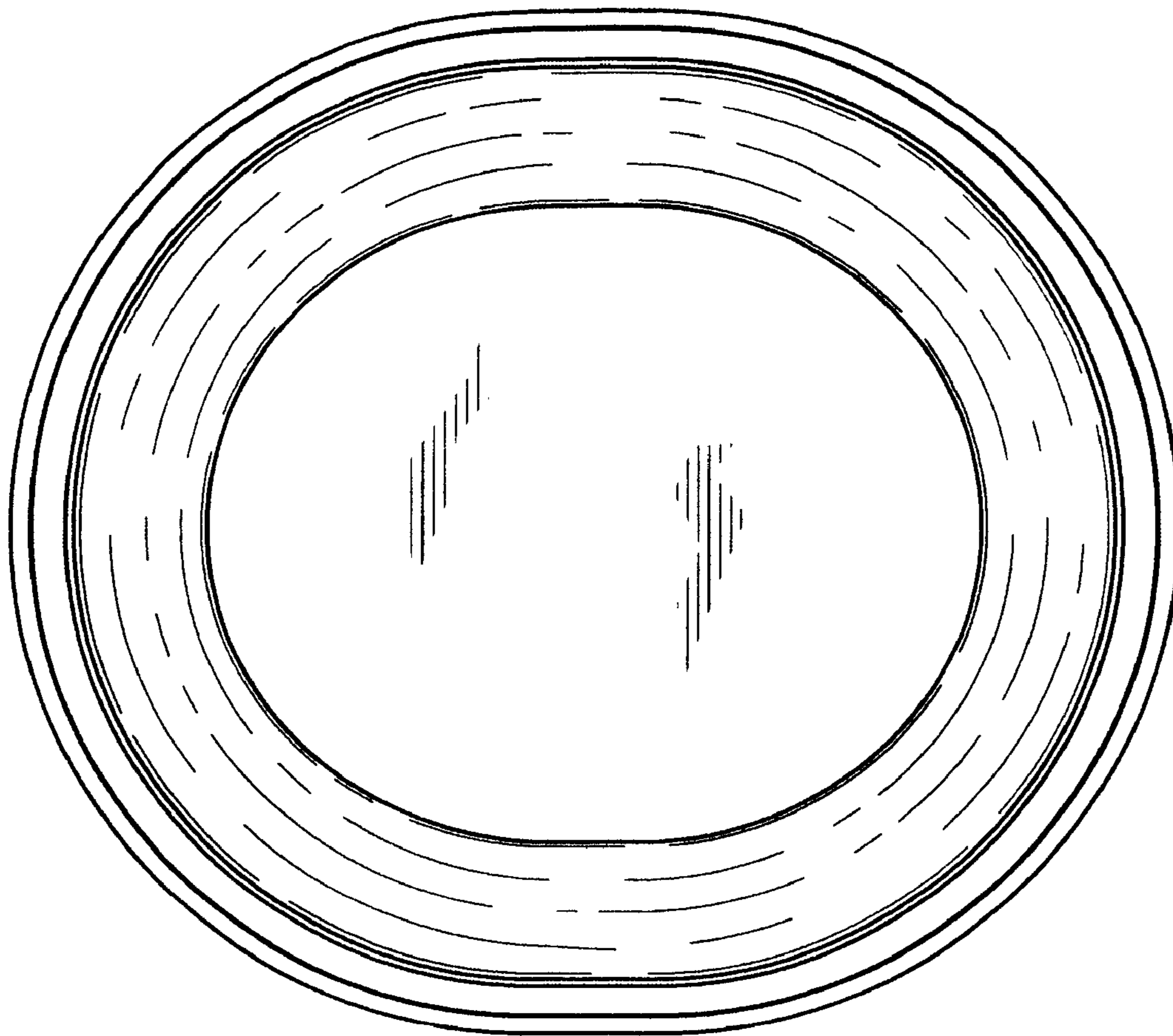


Fig. 5

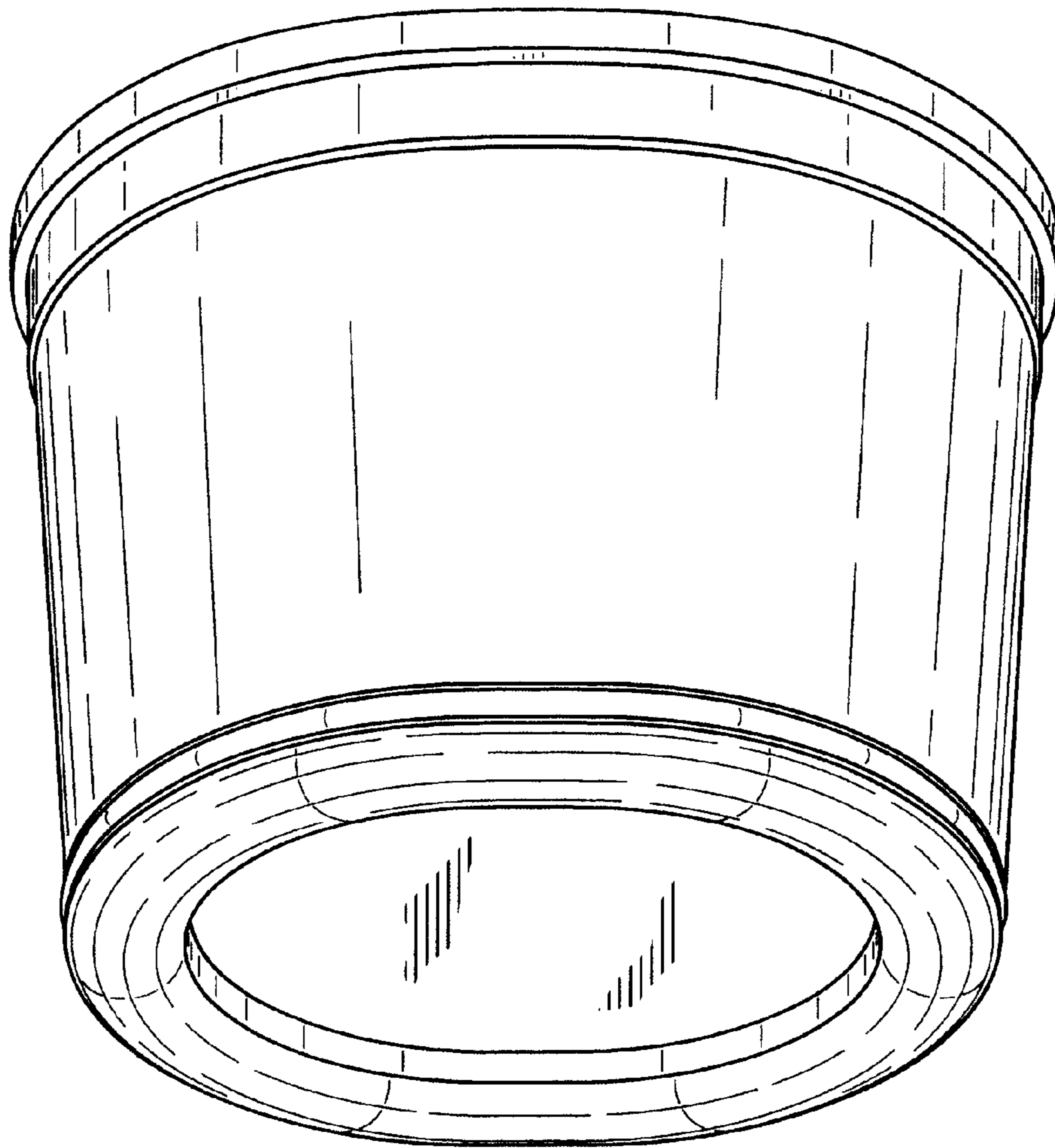


Fig. 6