



US00D534796S

(12) **United States Design Patent**
Falkenburg

(10) **Patent No.:** **US D534,796 S**

(45) **Date of Patent:** **** Jan. 9, 2007**

(54) **BOTTLE COUPLING DEVICE**

(76) **Inventor:** **Charles W. Falkenburg**, 500 Bell
Lawn, Nicholasville, KY (US) 40356

(**) **Term:** **14 Years**

(21) **Appl. No.:** **29/165,040**

(22) **Filed:** **Aug. 2, 2002**

(51) **LOC (8) Cl.** **09-07**

(52) **U.S. Cl.** **D9/434; D23/262; D24/129;**
D9/435; D9/436; D9/452; D9/454; D9/453;
D9/447

(58) **Field of Classification Search** **D9/434,**
D9/499, 436; D23/262; D24/129, 232; 215/228,
215/329, 382; 220/212

See application file for complete search history.

(56) **References Cited**

U.S. PATENT DOCUMENTS

3,156,272 A * 11/1964 Iwdrunas 215/382
3,217,917 A * 11/1965 George 215/228

D233,138 S * 10/1974 Vogel D9/453
D303,710 S * 9/1989 Neill D24/129
D329,891 S * 9/1992 Sievers D23/262
6,382,439 B1 * 5/2002 Belokin et al. 215/228

FOREIGN PATENT DOCUMENTS

GB 646936 * 11/1950

* cited by examiner

Primary Examiner—Louis S. Zarfes

Assistant Examiner—Gregory Andoll

(57) **CLAIM**

The ornamental design for a bottle coupling device, as shown and described.

DESCRIPTION

FIG. 1 is a front elevational view of a bottle coupling device showing my new design, the rear, left side and right views being the same thereas; and,

FIG. 2 is a top plan view thereof, the bottom plan being a mirror image thereof.

1 Claim, 1 Drawing Sheet

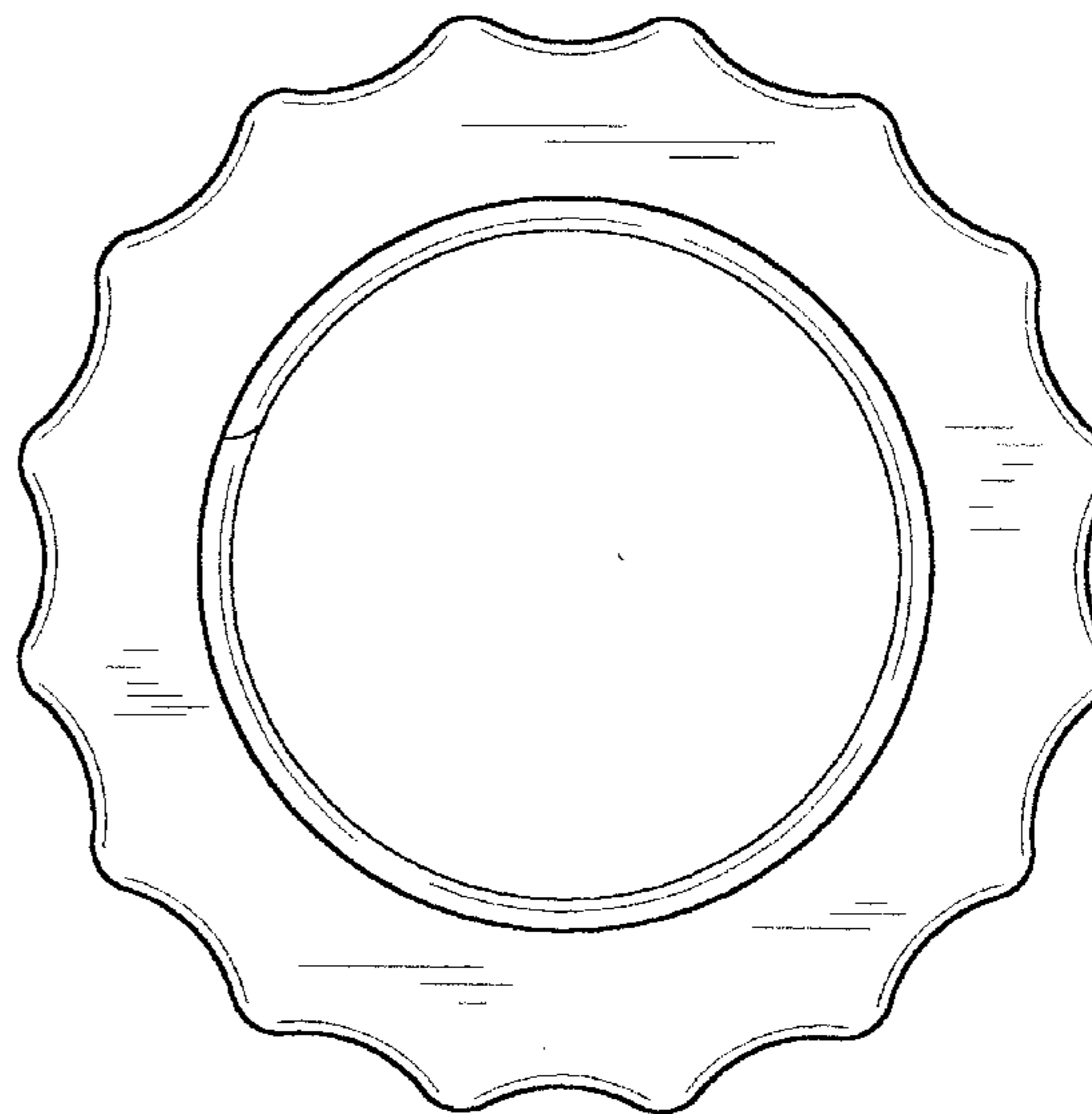
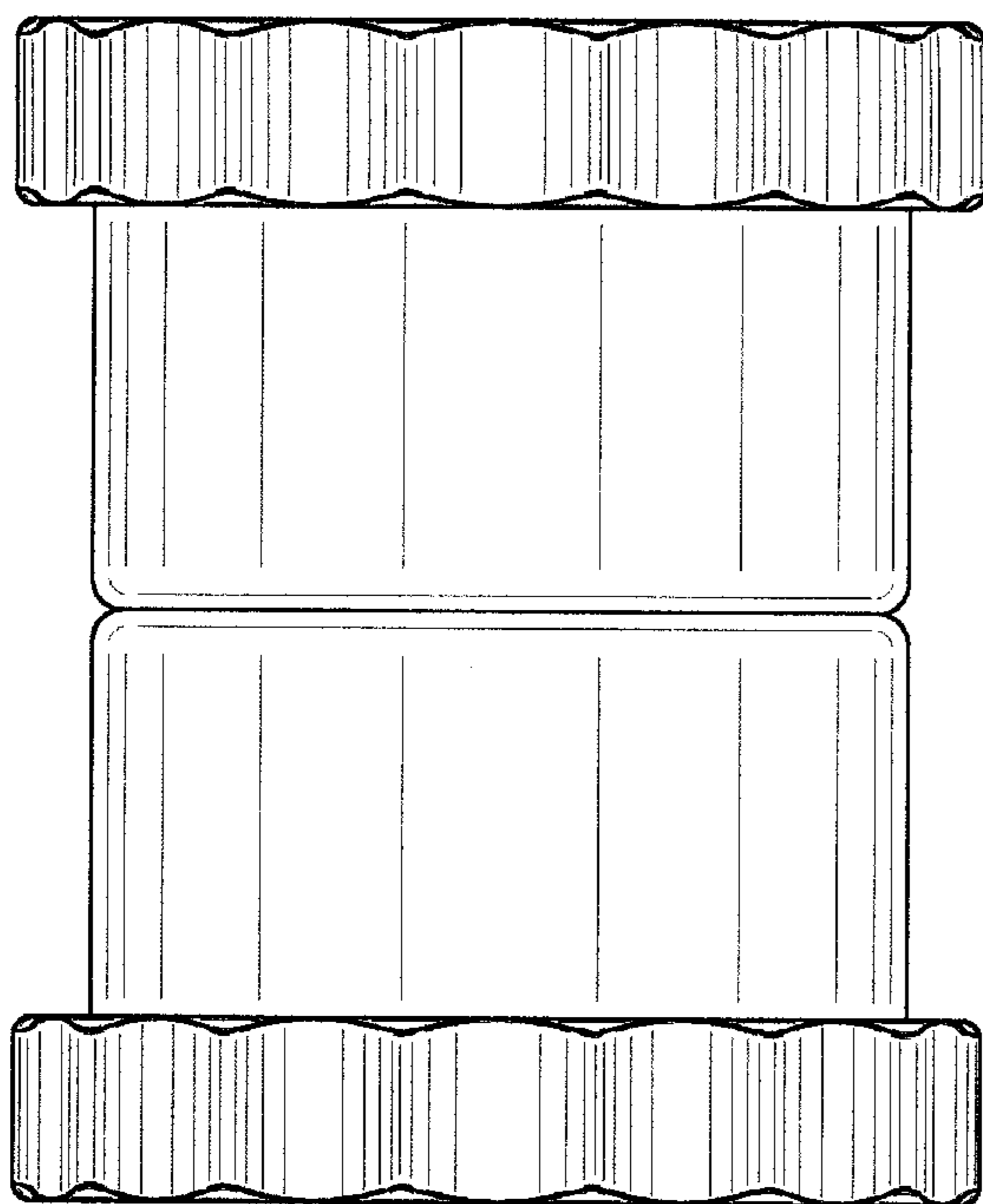


FIG. 1

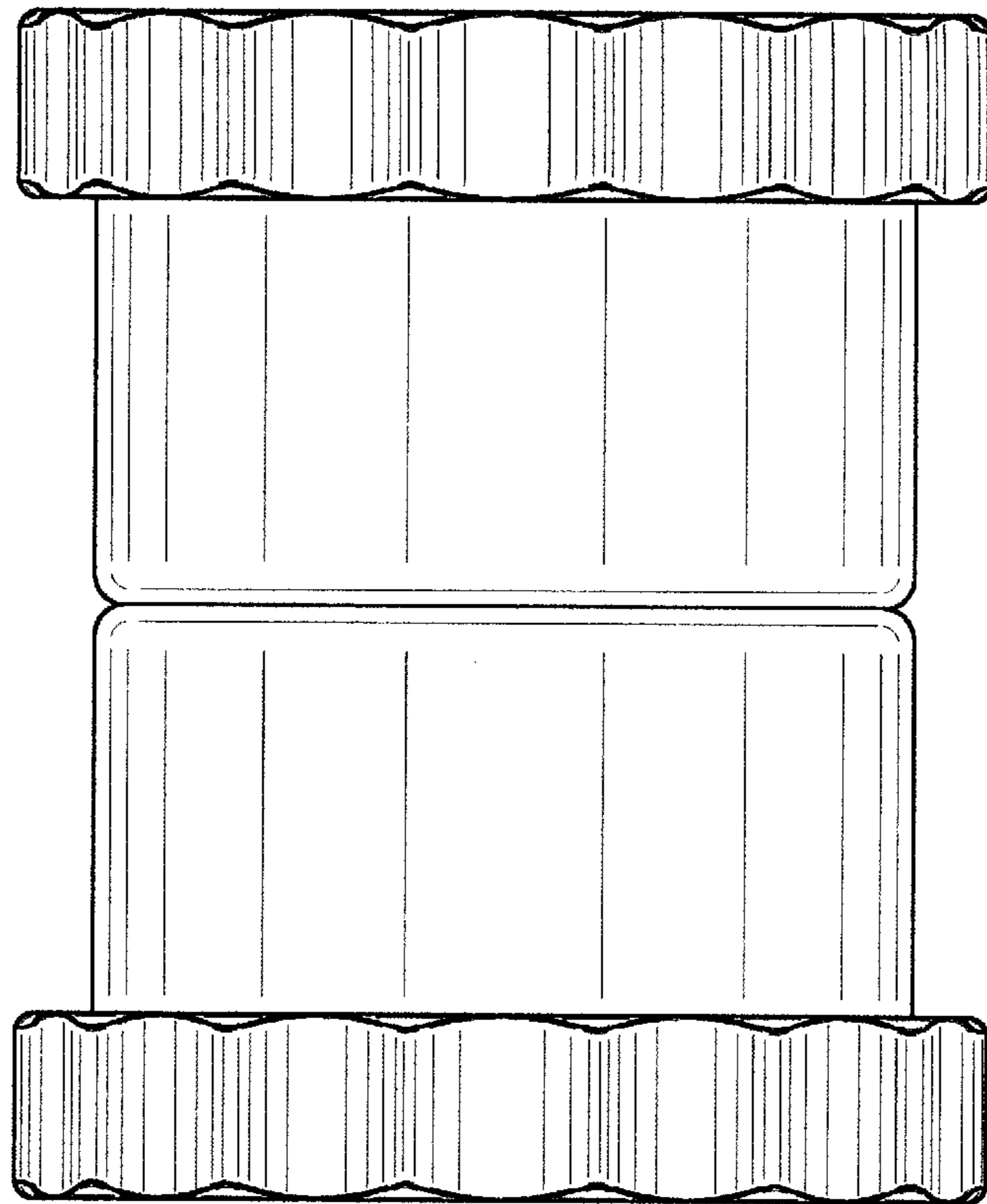


FIG. 2

