



US00D534793S

(12) **United States Design Patent**
Suero, Jr.

(10) **Patent No.:** **US D534,793 S**

(45) **Date of Patent:** **** Jan. 9, 2007**

(54) **HANGER CLIP**

(75) Inventor: **Jose Suero, Jr.**, Newark, DE (US)

(73) Assignee: **Zenith Products Corp.**, New Castle, DE (US)

(**) Term: **14 Years**

(21) Appl. No.: **29/224,582**

(22) Filed: **Mar. 3, 2005**

(51) **LOC (8) Cl.** **08-99**

(52) **U.S. Cl.** **D8/499**

(58) **Field of Classification Search** D8/395,
D8/372, 376, 499; D6/523, 524, 525, 559,
D6/560-562, 567, 569, 570; 211/86.01, 87.01,
211/88.01, 106, 126.9, 134, 182; 206/77.1
See application file for complete search history.

(56) **References Cited**

U.S. PATENT DOCUMENTS

- D347,164 S * 5/1994 Wodka D8/395
- D368,567 S * 4/1996 Chase D34/29
- D409,424 S * 5/1999 Hofman et al. D6/525

- D417,390 S * 12/1999 Hofman D8/395
- D473,084 S * 4/2003 Suero, Jr. D6/525
- D485,104 S * 1/2004 Suero, Jr. D6/525

* cited by examiner

Primary Examiner—Alan P. Douglas

Assistant Examiner—Barbara Fox

(74) *Attorney, Agent, or Firm*—Akin Gump Strauss Hauer & Feld, LLP

(57) **CLAIM**

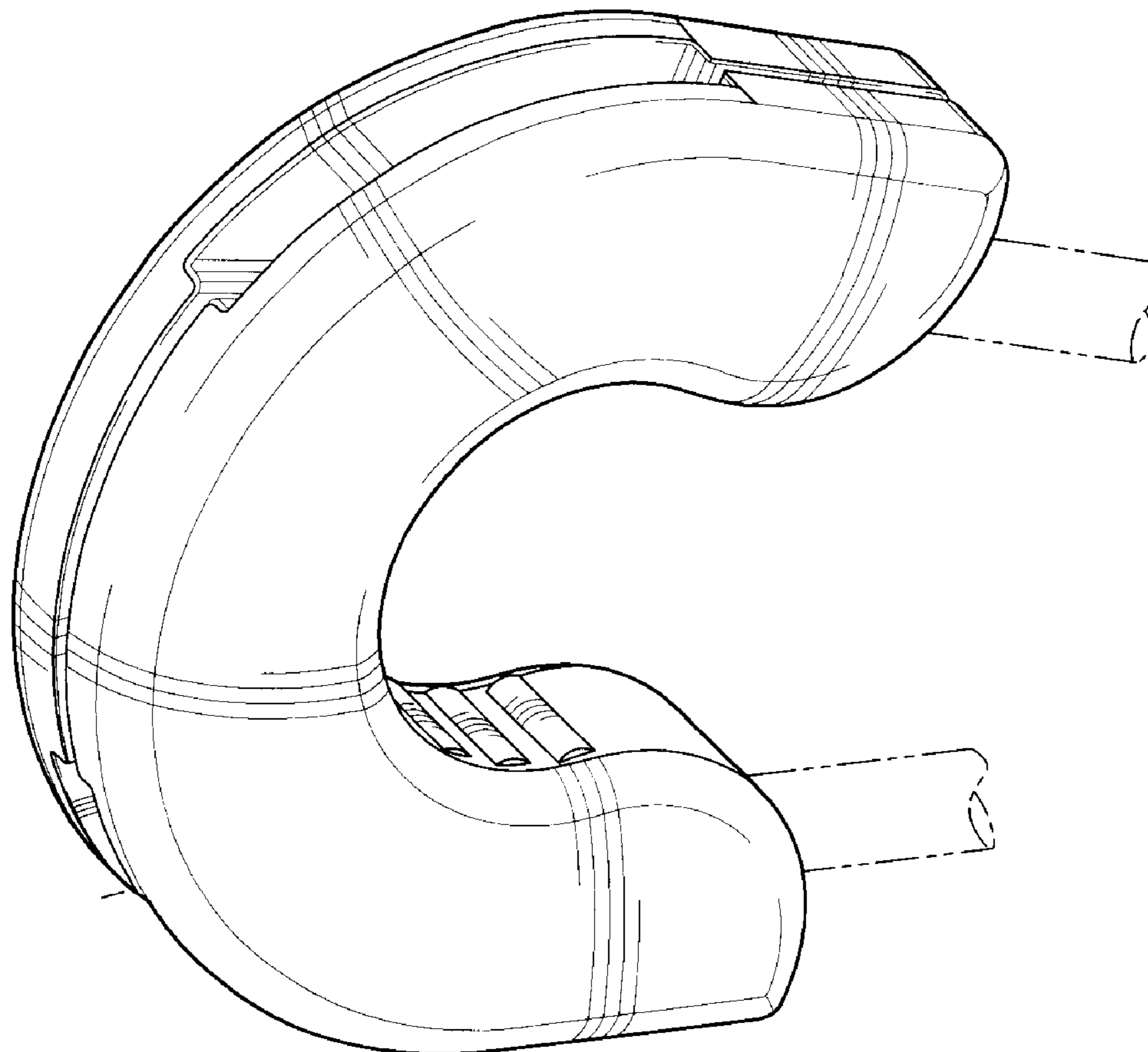
The ornamental design for a hanger clip, as shown and described.

DESCRIPTION

FIG. 1 is a perspective view of a hanger clip showing my new design;
FIG. 2 is a first side view thereof, the opposite side being a mirror image of the side shown;
FIG. 3 is a front elevational view thereof, the opposite side being a mirror image of the side shown; and,
FIG. 4 is a top plan view thereof.

The broken line showing of “hanger clip” is for illustrative purposes only and forms no part of the claimed design.

1 Claim, 2 Drawing Sheets



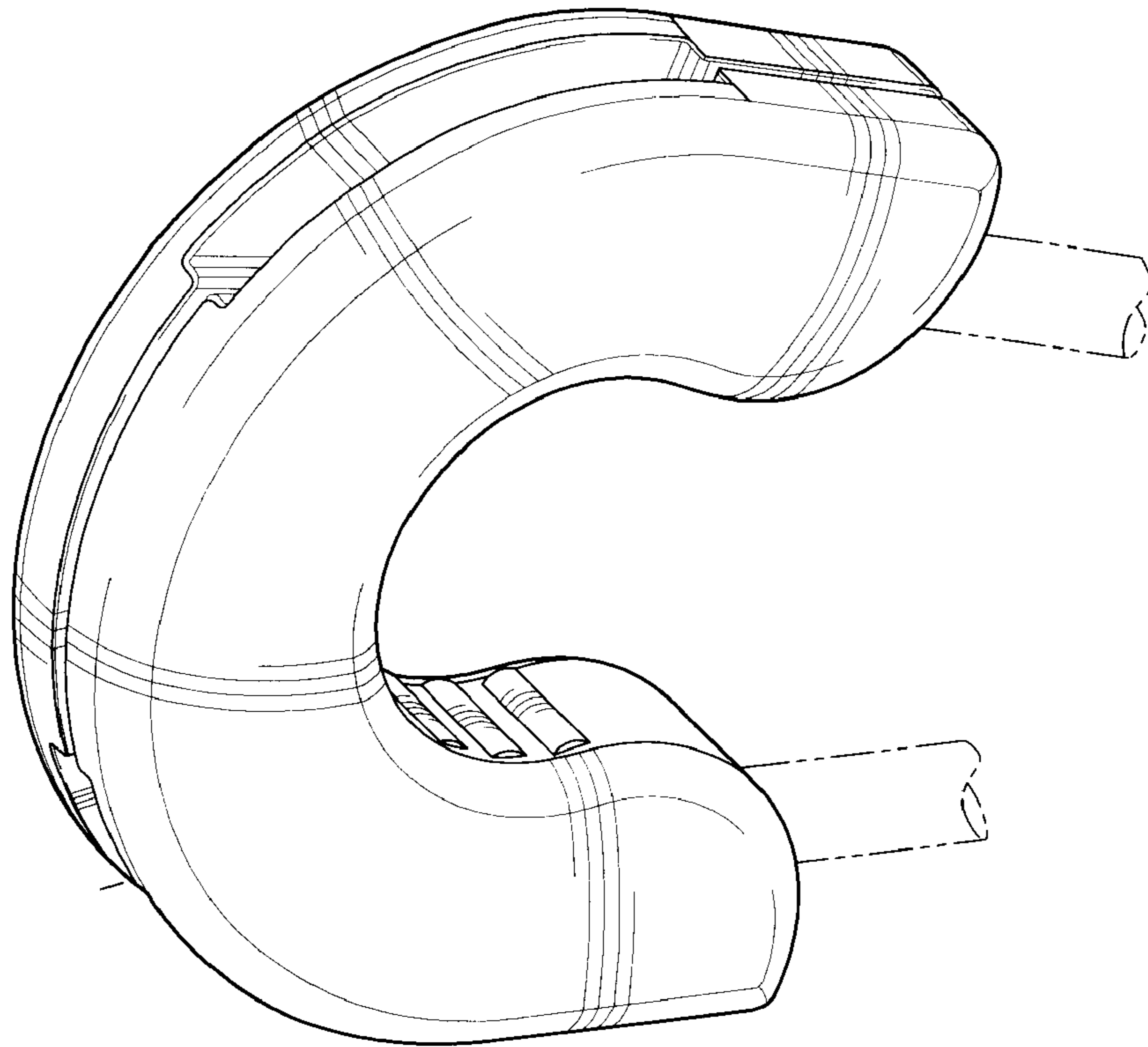


Fig-1

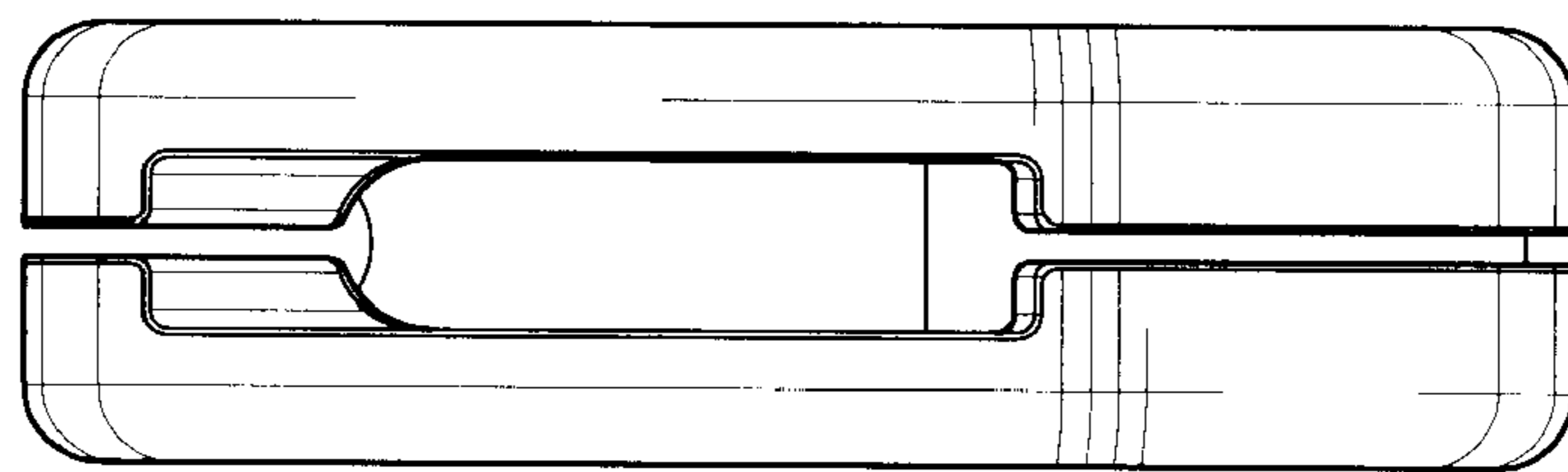


Fig-2

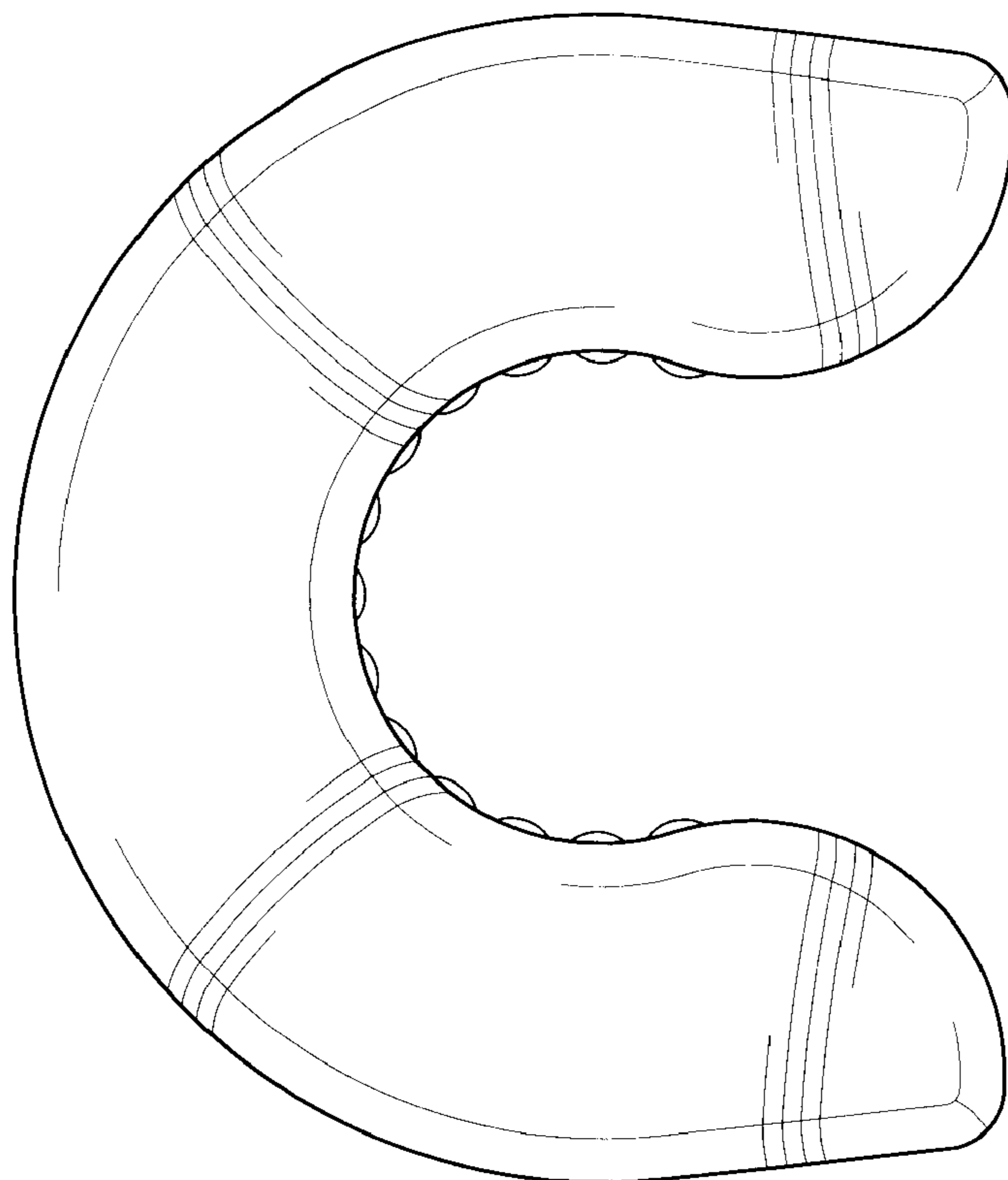


Fig-3

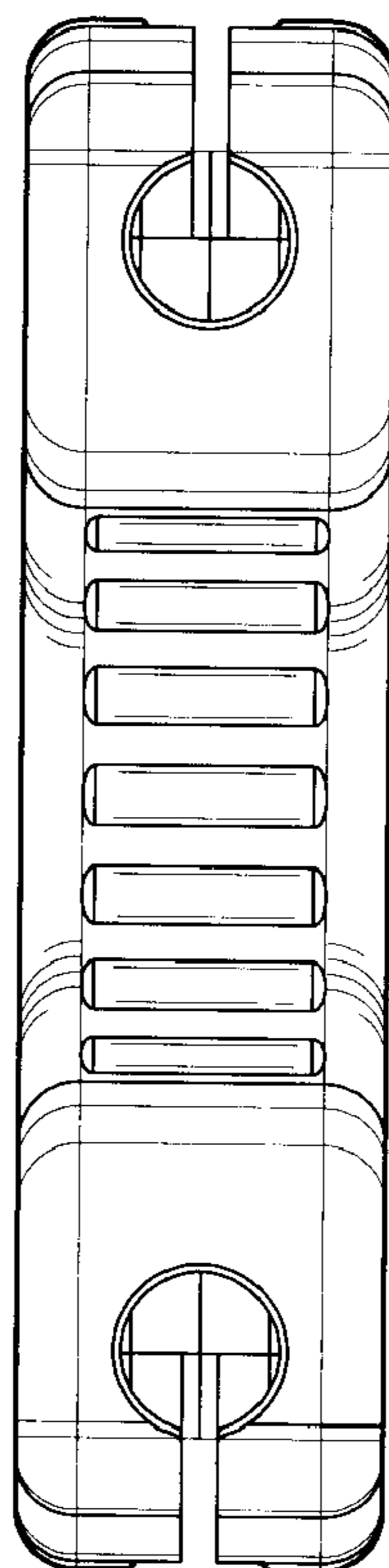


Fig-4