



US00D534782S

(12) **United States Design Patent** (10) **Patent No.:** **US D534,782 S**
Hu (45) **Date of Patent:** **** Jan. 9, 2007**

- (54) **TOOL HANDLE** D447,980 S * 9/2001 Kawamura D11/216
- (75) Inventor: **Liang Hu**, Jinhua (CN) D465,987 S * 11/2002 Lin D8/107
- (73) Assignee: **Jinhua City Kangtai Tools-Made Co., Ltd.**, Jinhua (CN) D479,112 S * 9/2003 Wu D8/83
- (**) Term: **14 Years** 6,629,338 B1 * 10/2003 Dierolf et al. 16/430
- D481,612 S * 11/2003 Tsai D8/107
- D486,717 S * 2/2004 Chen D8/107
- 6,701,809 B1 * 3/2004 Huang 81/125
- D494,038 S * 8/2004 Shih D8/107
- D494,443 S * 8/2004 Saunders D8/107

(21) Appl. No.: **29/253,853**

(22) Filed: **Feb. 14, 2006**

(30) **Foreign Application Priority Data**

Aug. 22, 2005 (CN) 200530042581

(51) **LOC (8) Cl.** **08-04**

(52) **U.S. Cl.** **D8/107**

(58) **Field of Classification Search** D8/82-87,
D8/107, 300; D7/394-395, 649; 81/177.1-177.7,
81/436, 439-440, 489, 180.1; 16/110.1, 421,
16/430-431

See application file for complete search history.

(56) **References Cited**

U.S. PATENT DOCUMENTS

- 2,890,809 A * 6/1959 Poley 217/12 R
- 5,570,616 A * 11/1996 Thompson et al. 81/63.1
- D416,776 S * 11/1999 Liu D8/83
- D441,269 S * 5/2001 Tsai D8/83

* cited by examiner

Primary Examiner—Pamela J. Burgess

(74) *Attorney, Agent, or Firm*—Westman, Champlin & Kelly, P.A.

(57) **CLAIM**

The ornamental design for a tool handle, as shown and described.

DESCRIPTION

- FIG. 1 is a perspective view;
- FIG. 2 is a top plan view;
- FIG. 3 is a front elevational view;
- FIG. 4 is a right side view; and
- FIG. 5 is a rear elevational view.
- FIG. 6 is a left side view; and,
- FIG. 7 is a bottom plan view.

1 Claim, 4 Drawing Sheets





Fig. 1

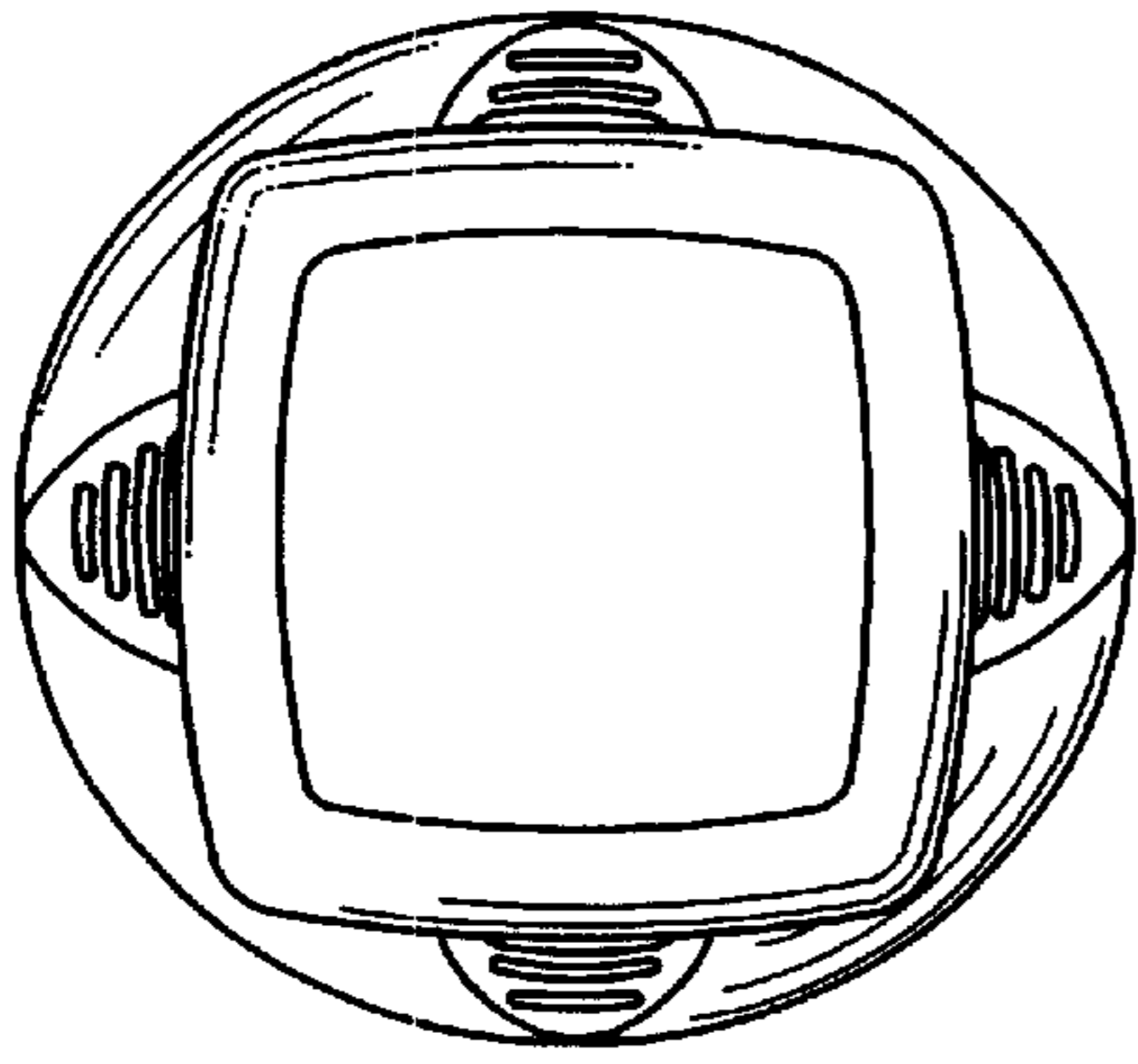


Fig. 2




Fig. 3




Fig. 4




Fig. 5



Fig. 6

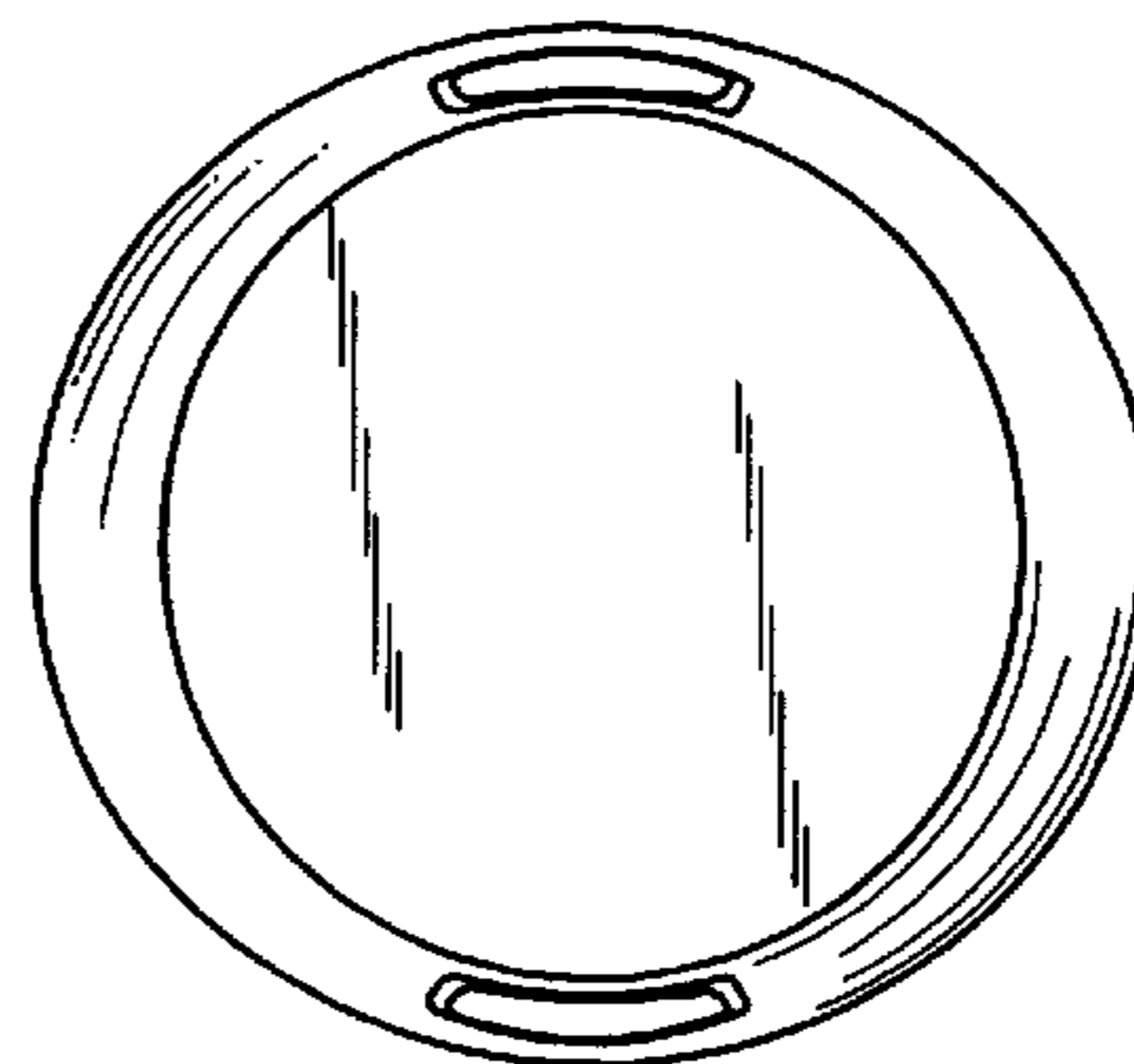


Fig. 7