



US00D534781S

(12) **United States Design Patent**
Chen

(10) **Patent No.:** **US D534,781 S**

(45) **Date of Patent:** **** Jan. 9, 2007**

(54) **ASYMMETRIC PATTERN TOOL HANDLE**

(75) **Inventor:** **Shou-Shin Chen**, Dadu Township,
Taichung County (TW)

(73) **Assignee:** **Goody-Ch Enterprise Co., Ltd.**, Dadu
Township Taichung County (TW)

(**) **Term:** **14 Years**

(21) **Appl. No.:** **29/245,541**

(22) **Filed:** **Dec. 24, 2005**

(51) **LOC (8) Cl.** **08-05**

(52) **U.S. Cl.** **D8/107**

(58) **Field of Classification Search** D8/107,
D8/45; 81/436-440, 177.1, 489; 16/110.1,
16/421-422, 426, 430-431; 15/425.1; 30/353
See application file for complete search history.

(56) **References Cited**

U.S. PATENT DOCUMENTS

D399,722 S	*	10/1998	Eidsmoe et al.	D8/107
D406,491 S	*	3/1999	Cohen et al.	D7/395
D414,395 S	*	9/1999	Panfili	D8/107
5,956,799 A	*	9/1999	Panaccione et al.	15/236.01
6,131,290 A	*	10/2000	Chiou	30/169
D443,470 S	*	6/2001	Yu	D7/395
D446,104 S	*	8/2001	Chen	D8/107

D446,437 S	*	8/2001	Chen	D8/107
D462,251 S	*	9/2002	Collins et al.	D8/107
D468,617 S	*	1/2003	Wang	D8/107
D483,244 S	*	12/2003	Chen	D8/107
D487,387 S	*	3/2004	Chen	D8/107
6,749,790 B1	*	6/2004	Lieser et al.	264/279

* cited by examiner

Primary Examiner—Pamela J Burgess

(74) *Attorney, Agent, or Firm*—Charles E. Baxley

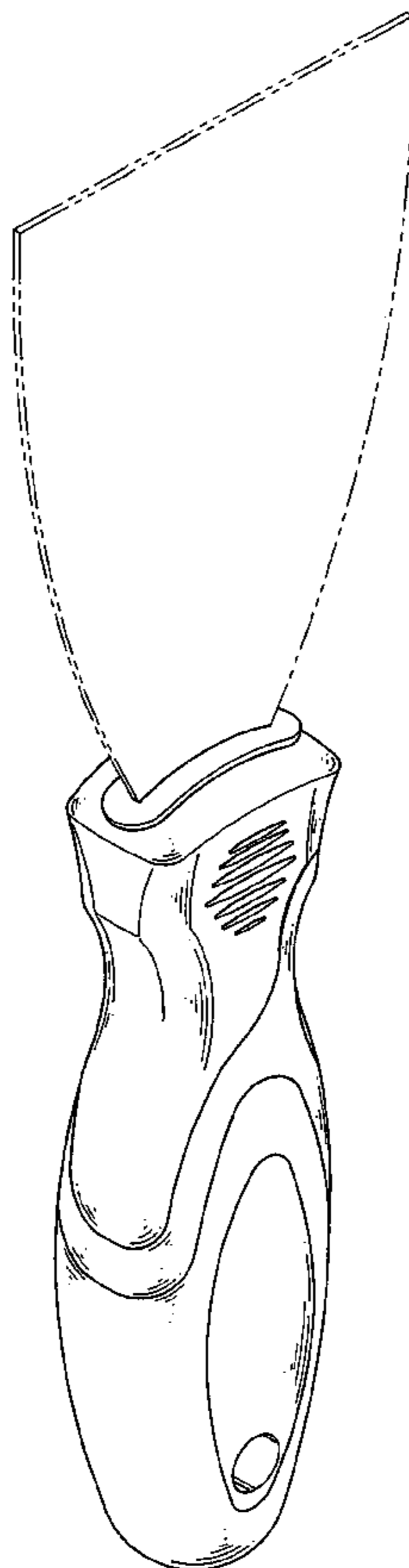
(57) **CLAIM**

The ornamental design for an asymmetric pattern tool handle, as shown and described.

DESCRIPTION

FIG. 1 is a perspective view of an asymmetric pattern tool handle showing my new design;
FIG. 2 is a front elevational view thereof;
FIG. 3 is a rear elevational view thereof,
FIG. 4 is a left side elevational view thereof,
FIG. 5 is a right side elevational view thereof,
FIG. 6 is a top plan view thereof; and
FIG. 7 is a bottom plan view to that shown; and,
FIG. 8 is a perspective view of asymmetric pattern tool handle, the broken lines shown are for illustrative purposes only and from no part of the claimed design.

1 Claim, 7 Drawing Sheets



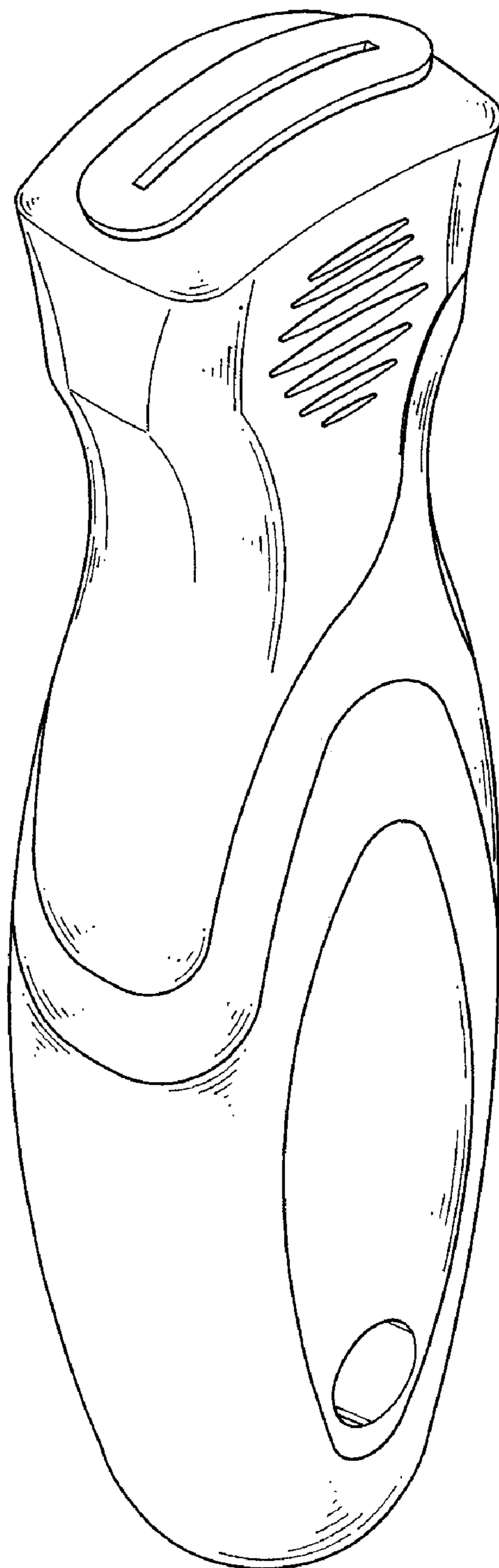


FIG. 1

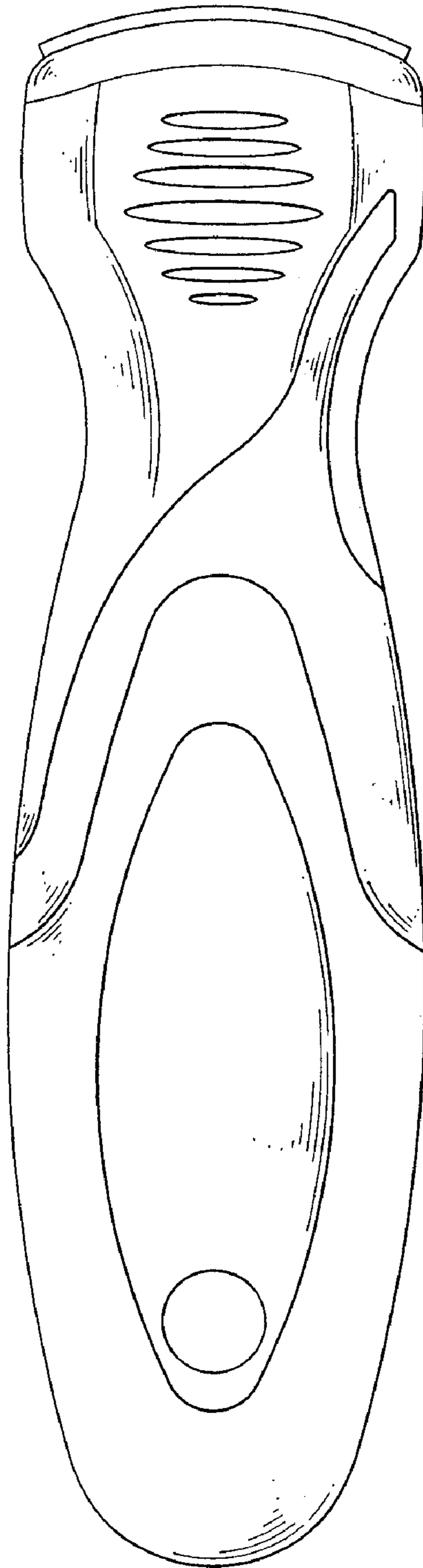


FIG. 2

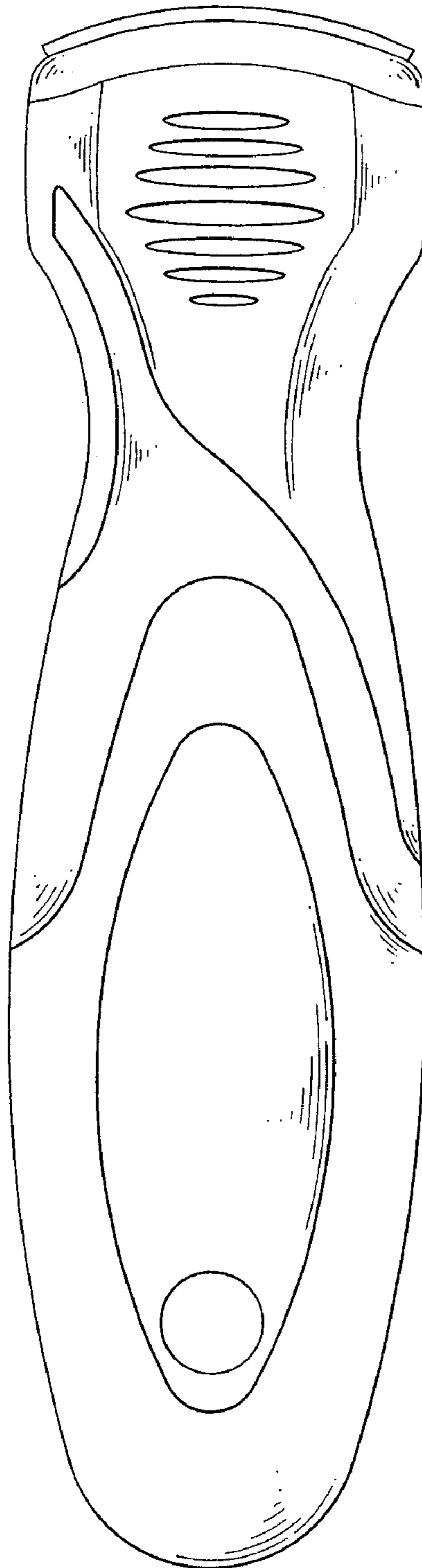


FIG. 3

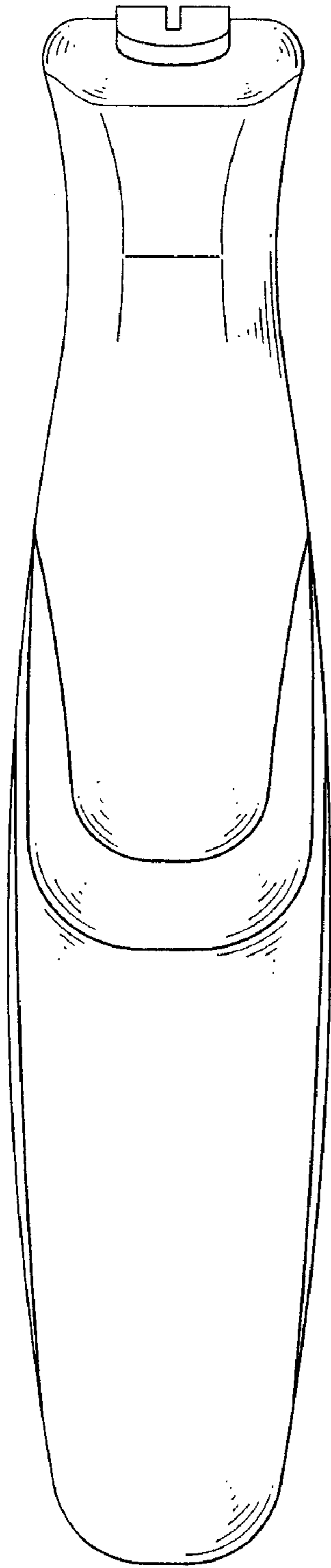


FIG. 4

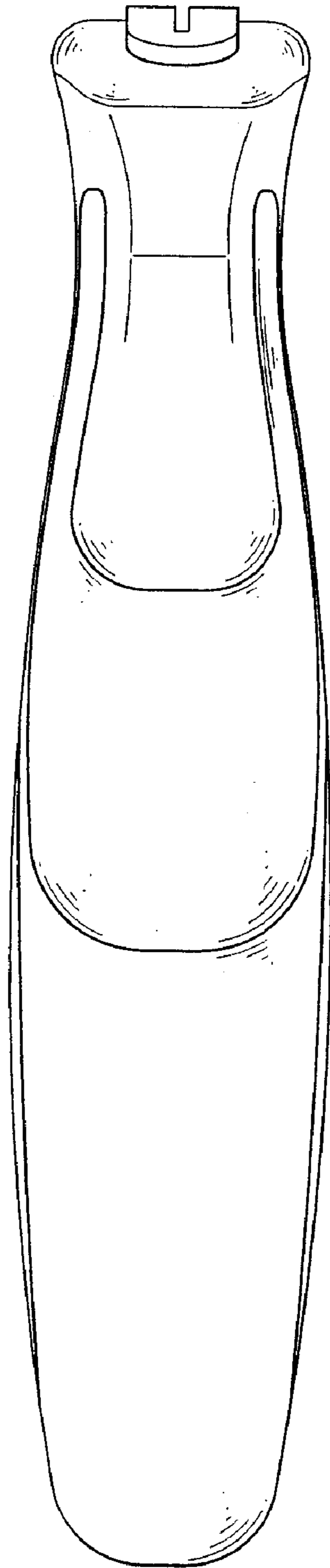


FIG. 5

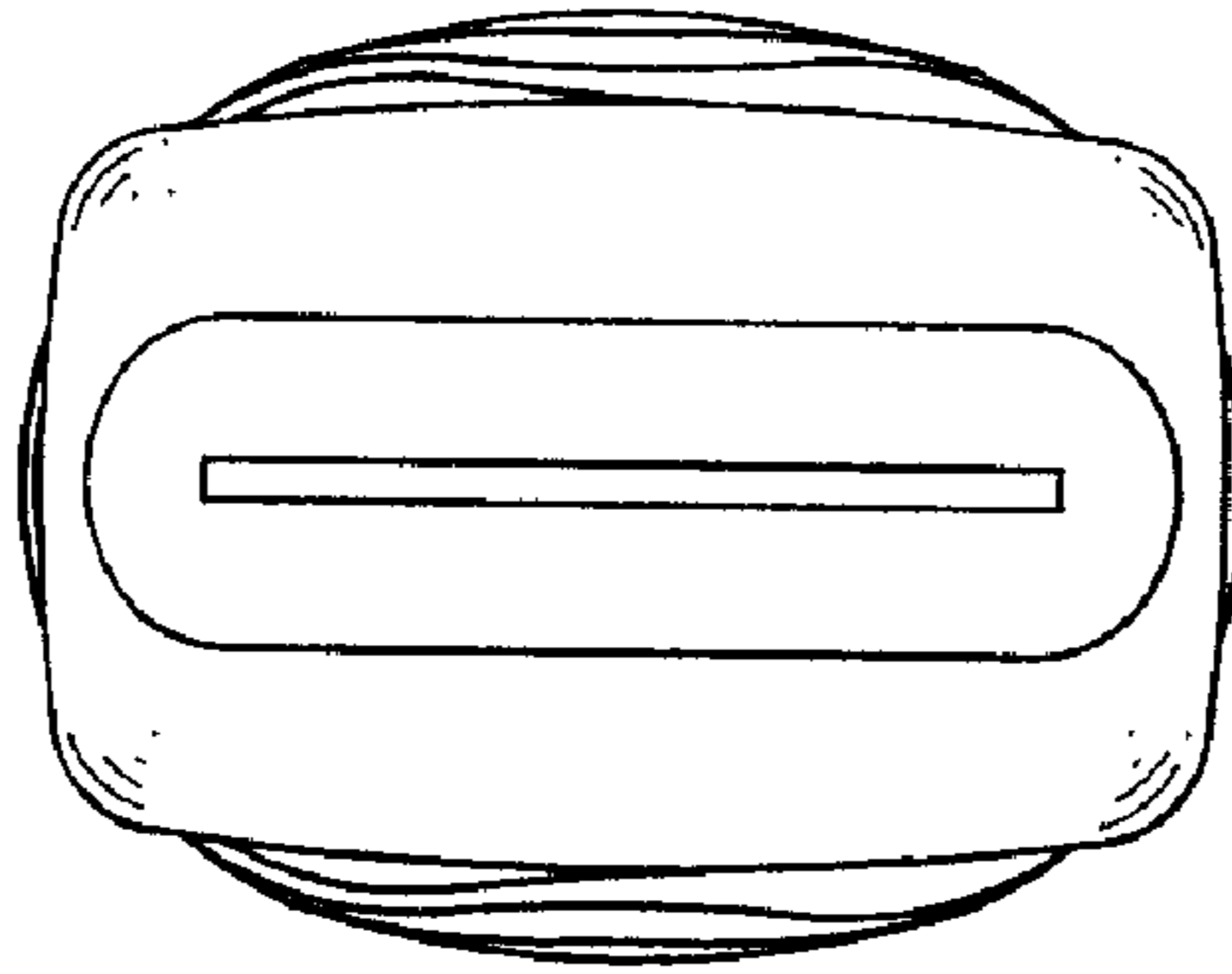


FIG. 6

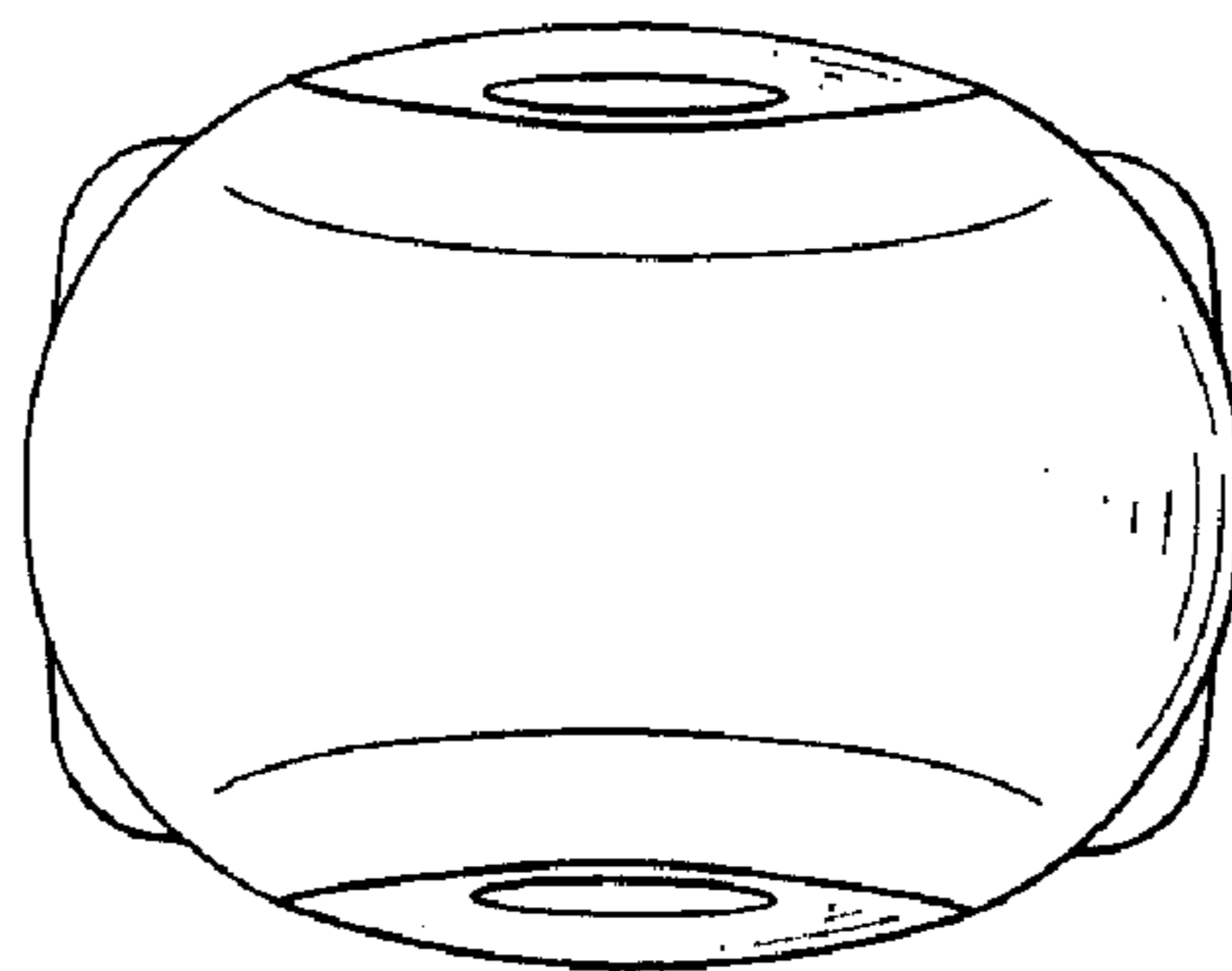


FIG. 7

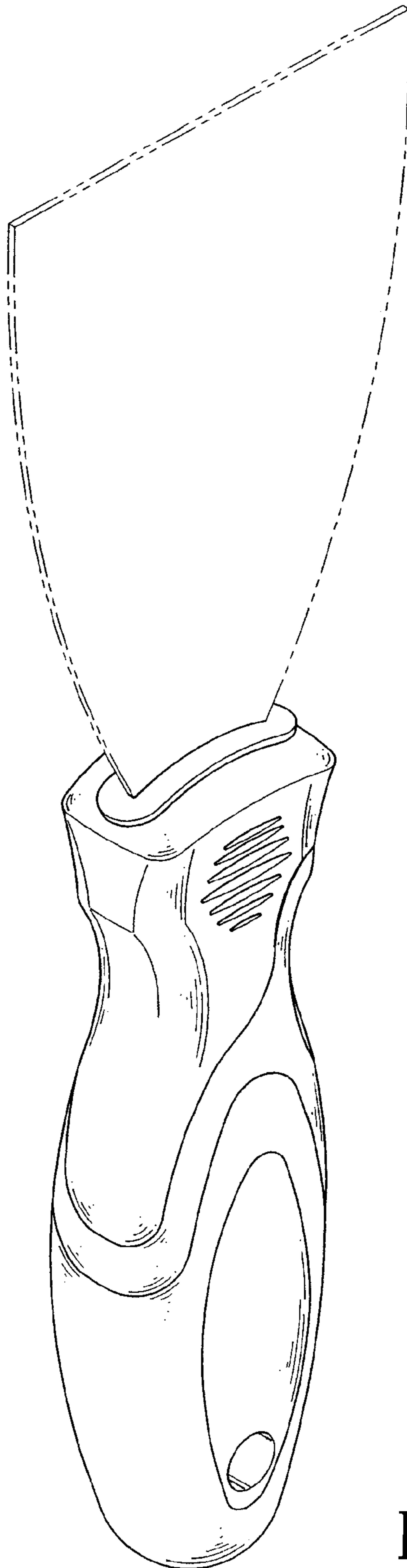


FIG. 8