



US00D534780S

(12) **United States Design Patent**  
**Lai**

(10) **Patent No.:** **US D534,780 S**

(45) **Date of Patent:** **\*\* Jan. 9, 2007**

(54) **DRIVER HANDLE**

(75) Inventor: **Long Yuan Lai**, Taichung County (TW)

(73) Assignee: **Long Si Enterprise Corp.**, Dali (TW)

(\*\*) Term: **14 Years**

(21) Appl. No.: **29/239,178**

(22) Filed: **Sep. 27, 2005**

(51) **LOC (8) Cl.** ..... **08-04**

(52) **U.S. Cl.** ..... **D8/107**

(58) **Field of Classification Search** ..... D8/82-87,  
D8/107, 300; D7/394-395, 649; 81/177.1-177.7,  
81/436, 439-440, 489, 180.1; 16/110.1, 421,  
16/430-431

See application file for complete search history.

(56) **References Cited**

**U.S. PATENT DOCUMENTS**

- D446,105 S \* 8/2001 Hsiao ..... D8/107
- D458,679 S \* 6/2002 Thompson et al. .... D24/133
- D475,268 S \* 6/2003 Lisle et al. .... D8/107
- D477,980 S \* 8/2003 Chang ..... D8/83

- 6,629,338 B1 \* 10/2003 Dierolf et al. .... 16/430
- D486,717 S \* 2/2004 Chen ..... D8/107
- 6,701,809 B1 \* 3/2004 Huang ..... 81/125

\* cited by examiner

*Primary Examiner*—Pamela J. Burgess

(74) *Attorney, Agent, or Firm*—Bacon & Thomas, PLLC

(57) **CLAIM**

The ornamental design for a driver handle, as shown and described.

**DESCRIPTION**

FIG. 1 is a perspective view of a driver handle, showing my new design;

FIG. 2 is a front elevational view thereof;

FIG. 3 is a rear elevational view thereof;

FIG. 4 is a left side elevational view thereof;


FIG. 5 is a right side elevational view thereof;

FIG. 6 is a top plan view thereof;

FIG. 7 is a bottom plan view thereof; and,

FIG. 8 is a perspective view thereof, the broken lines shown are for illustrative purposes only and form no part of the claimed design.

**1 Claim, 7 Drawing Sheets**






FIG.1




FIG.2




FIG.3

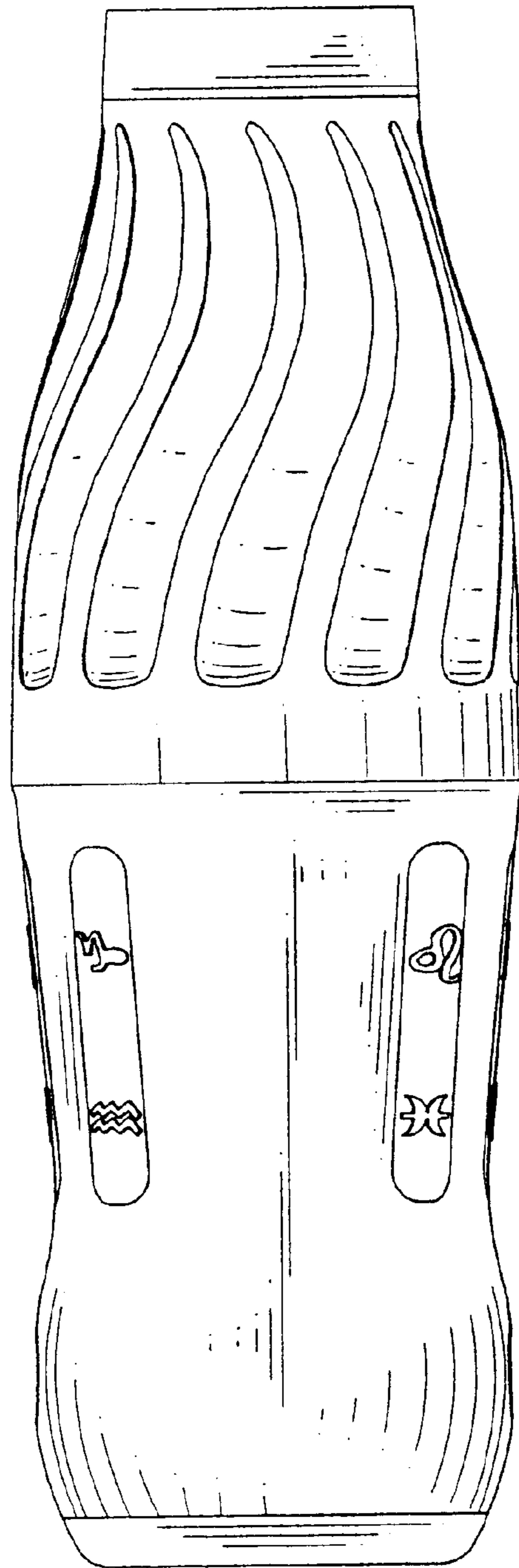


FIG.4

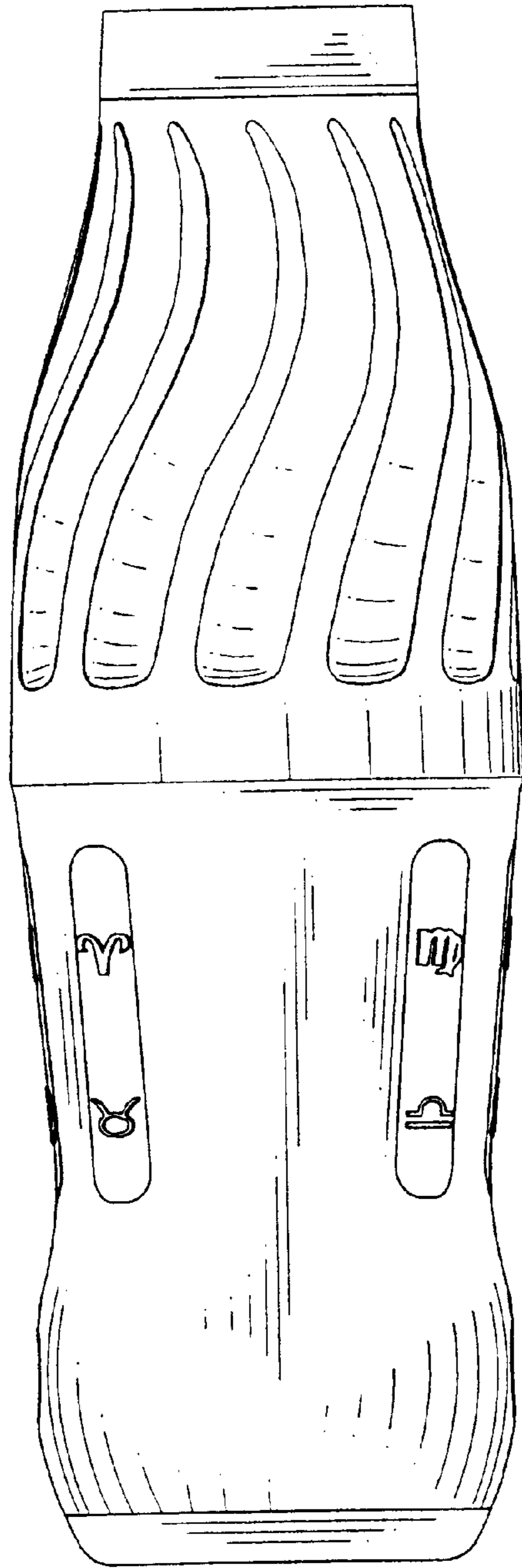


FIG.5




FIG. 6

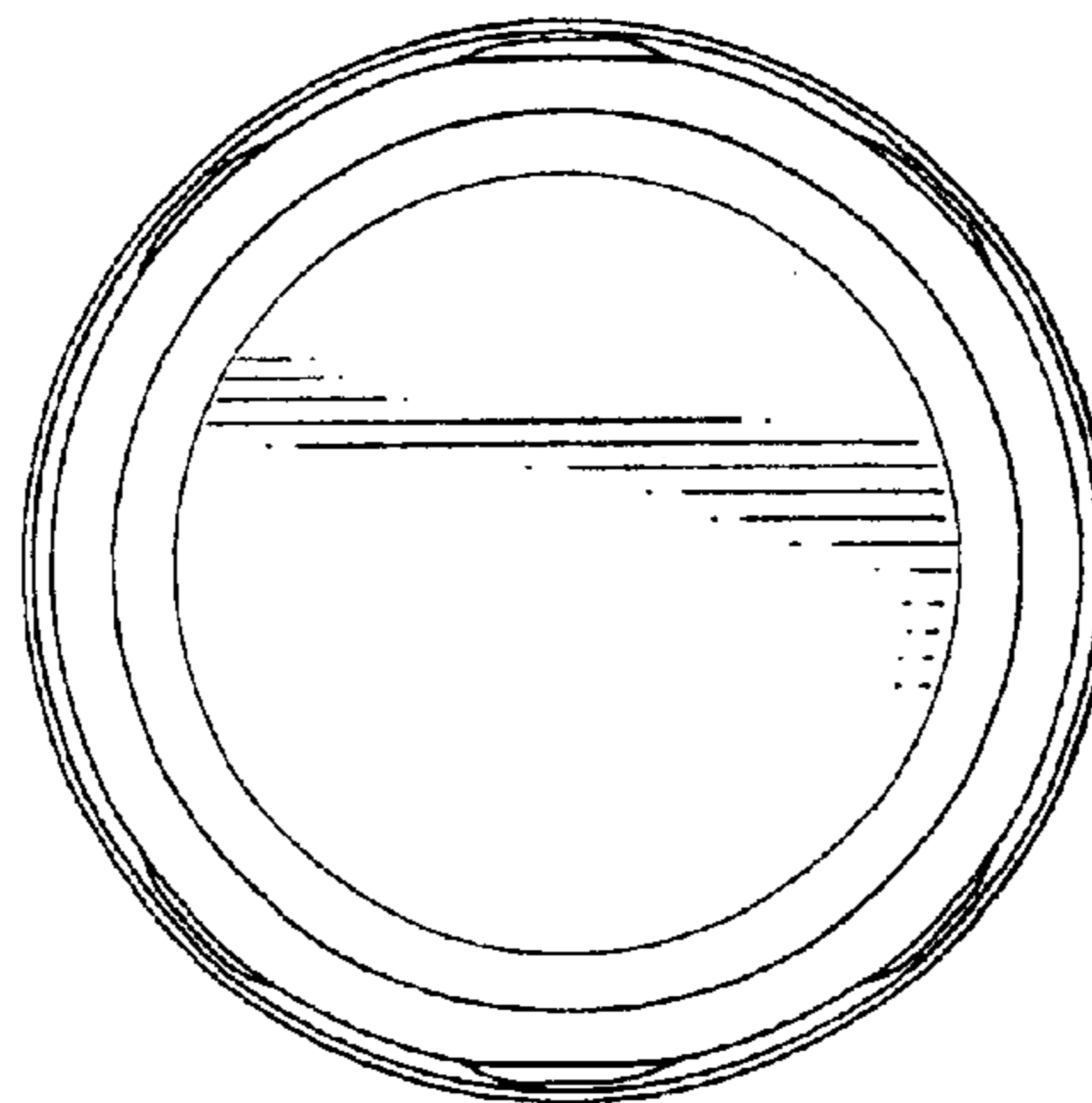


FIG. 7

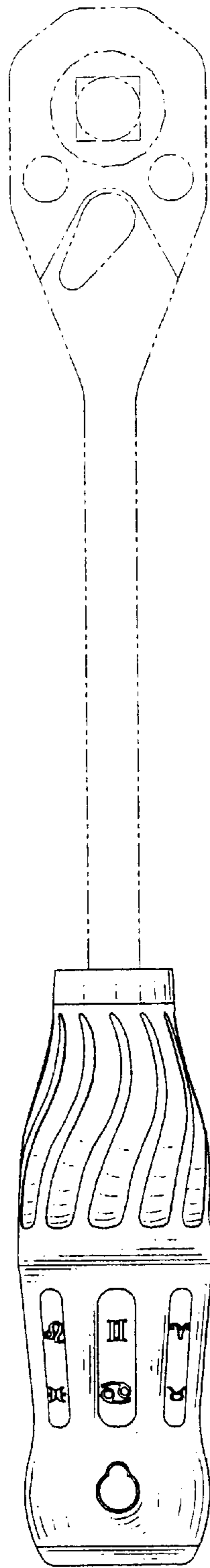


FIG.8