



US00D534779S

(12) **United States Design Patent**
Tsai et al.

(10) **Patent No.:** **US D534,779 S**
(45) **Date of Patent:** **** Jan. 9, 2007**

(54) **ELECTRIC HANDTOOL**

(75) Inventors: **Kim Y. C. Tsai**, Taichung Hsien (TW);
Ju-Chien Chen, Taichung (TW);
Fu-Tasi Wu, Taichung County (TW);
Tung-Chin Kuo, Taichung County
(TW); **Hsiang-Po Huang**, Taichung
County (TW)

(73) Assignee: **Mobiletron Electronics Co., Ltd.**,
Taichung Hsien (TW)

(**) Term: **14 Years**

(21) Appl. No.: **29/260,320**

(22) Filed: **May 24, 2006**

(51) **LOC (8) Cl.** **08-05**

(52) **U.S. Cl.** **D8/68**

(58) **Field of Classification Search** D8/14.1,
D8/61, 62, 63, 64, 65, 66, 67, 68, 69, 70;
81/57.11, 429, 464, 465, 466, 469, 489; 173/13,
173/104, 114, 168, 169, 170, 171, 178, 201,
173/211, 213, 217; 408/20, 124, 125, 234,
408/241 R; 451/358; 310/50; 227/8, 113,
227/114, 120, 130, 136, 142
See application file for complete search history.

(56) **References Cited**

U.S. PATENT DOCUMENTS

D295,714 S * 5/1988 Sasaki et al. D8/68
D315,855 S * 4/1991 Fushiya et al. D8/68
D322,547 S * 12/1991 Kmetz D8/68
D345,682 S * 4/1994 Sasaki et al. D8/68
D392,863 S * 3/1998 Sugimoto et al. D8/68
D404,276 S * 1/1999 Ghode et al. D8/68
D411,947 S * 7/1999 Sugimoto et al. D8/68
D462,594 S * 9/2002 Flickinger D8/68
6,457,535 B1 * 10/2002 Tanaka 173/178
D477,205 S * 7/2003 Sakai et al. D8/68
D484,385 S * 12/2003 Sakai et al. D8/68
6,679,406 B1 * 1/2004 Sakai et al. 173/217
6,729,415 B1 * 5/2004 Huang 173/170

D493,344 S * 7/2004 Watson D8/68
D494,435 S * 8/2004 Hayakawa et al. D8/68
D499,945 S * 12/2004 Sugawara et al. D8/68
D503,879 S * 4/2005 Watson D8/68
6,883,621 B1 * 4/2005 Lin 173/171
D505,055 S * 5/2005 Nagasaka et al. D8/68
6,905,052 B1 * 6/2005 Sakai et al. 173/217
D508,642 S * 8/2005 Kokawa et al. D8/68
D512,373 S * 12/2005 Tsai et al. D13/108
D512,891 S * 12/2005 Aglassinger D8/68
D515,375 S * 2/2006 Tsang et al. D8/68
D519,808 S * 5/2006 Otsuka et al. D8/68
D520,832 S * 5/2006 Ozawa et al. D8/68
D520,834 S * 5/2006 Furuta et al. D8/68
D524,136 S * 7/2006 Taniguchi et al. D8/68
D525,100 S * 7/2006 Huang et al. D8/68
2003/0159843 A1 * 8/2003 Sakai et al. 173/217
2005/0121209 A1 * 6/2005 Shimizu et al. 173/217
2005/0155778 A1 * 7/2005 Ishida et al. 173/217
2006/0048959 A1 * 3/2006 Sakai et al. 173/217
2006/0113100 A1 * 6/2006 Hsu et al. 173/217

FOREIGN PATENT DOCUMENTS

GB 2106271 S * 11/2001

* cited by examiner

Primary Examiner—T. Chase Nelson
(74) *Attorney, Agent, or Firm*—Bacon & Thomas

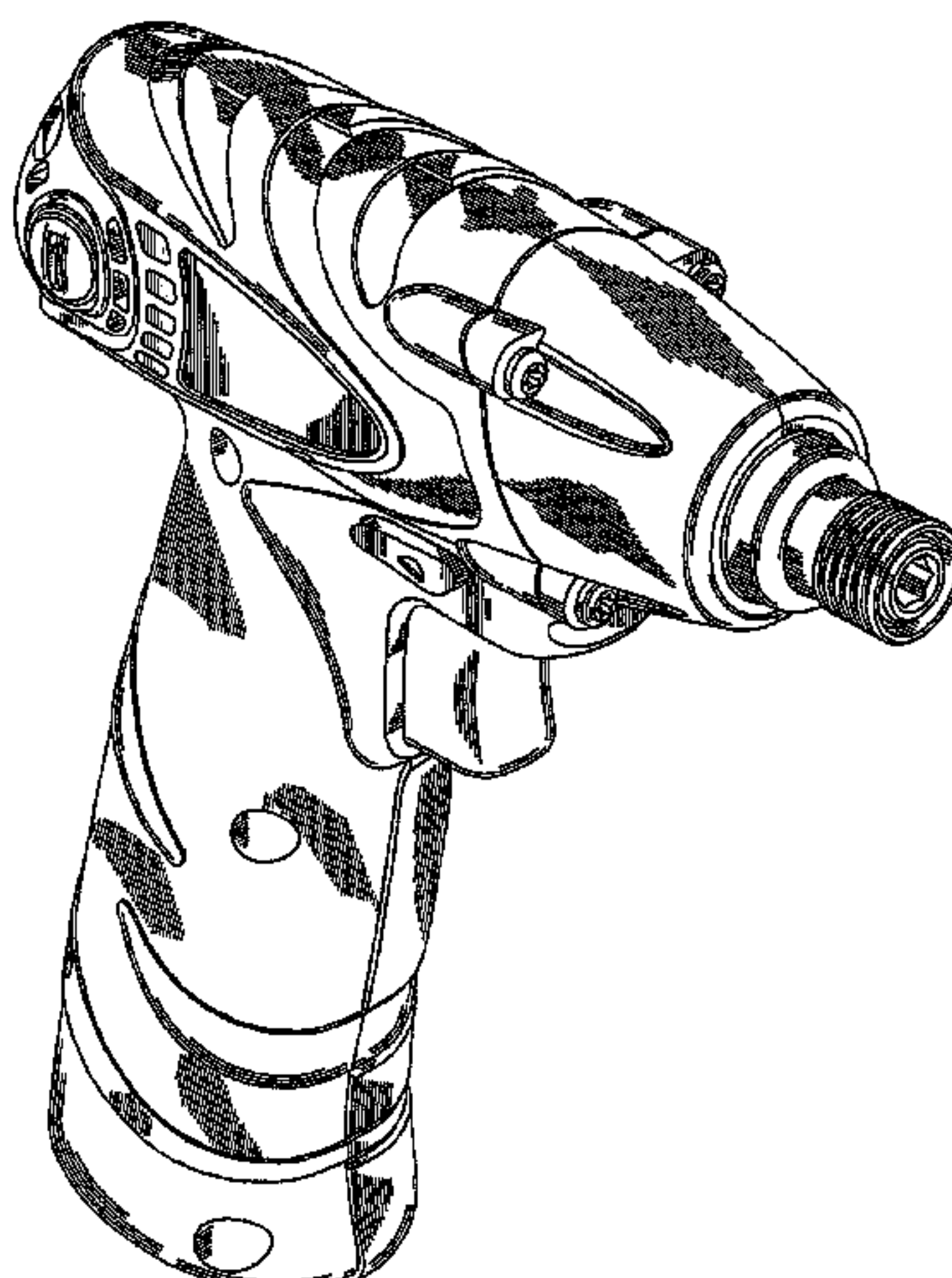
(57) **CLAIM**

The ornamental design for an electric handtool, as shown.

DESCRIPTION

FIG. 1 shows a perspective view of the present design.
FIG. 2 shows a right side elevational view of the present design.
FIG. 3 shows a top plan view of the present design.
FIG. 4 shows a front elevational view of the present design.
FIG. 5 shows a bottom plan view of the present design.
FIG. 6 shows a left side elevational view of the present design; and,
FIG. 7 shows a rear elevational view of the present design.

1 Claim, 7 Drawing Sheets






FIG. 1

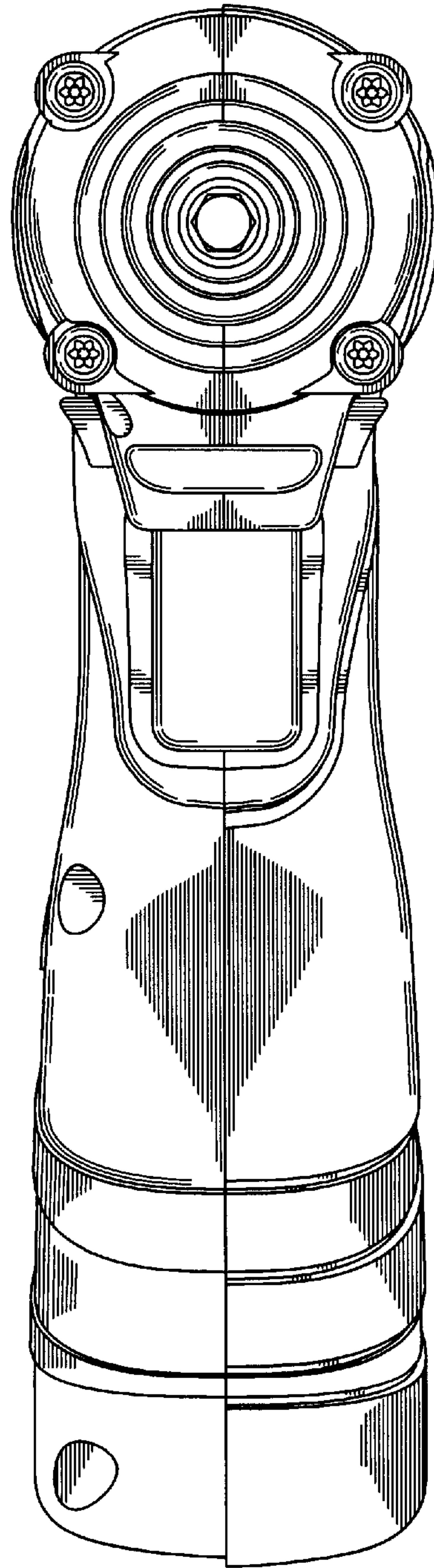


FIG. 2

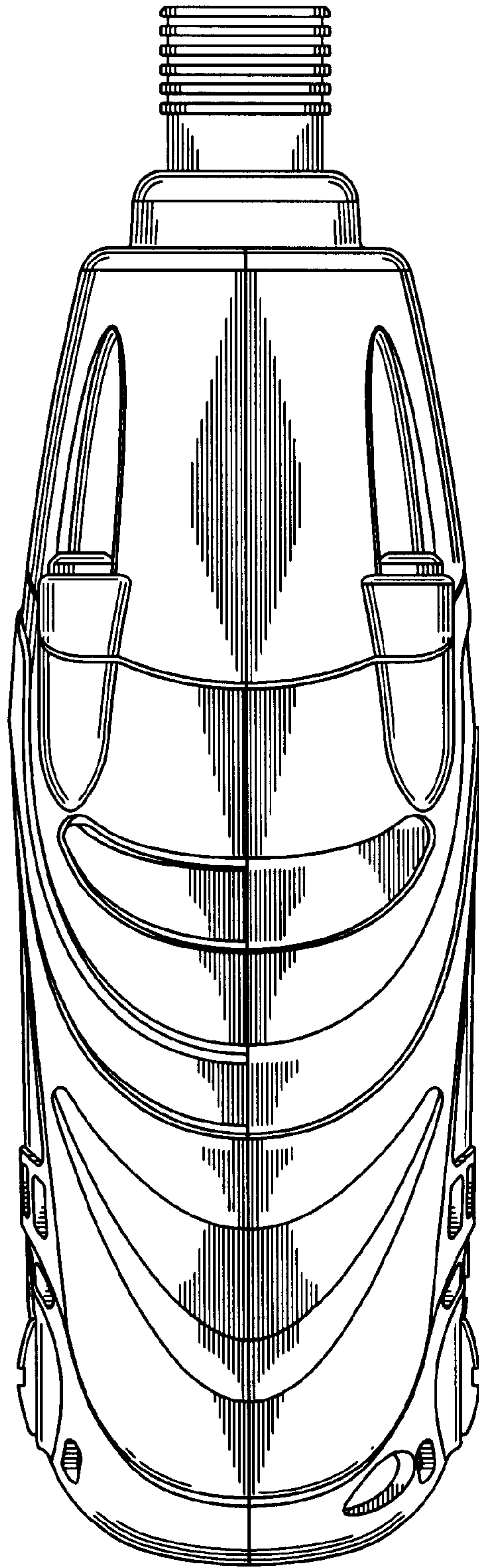


FIG. 3

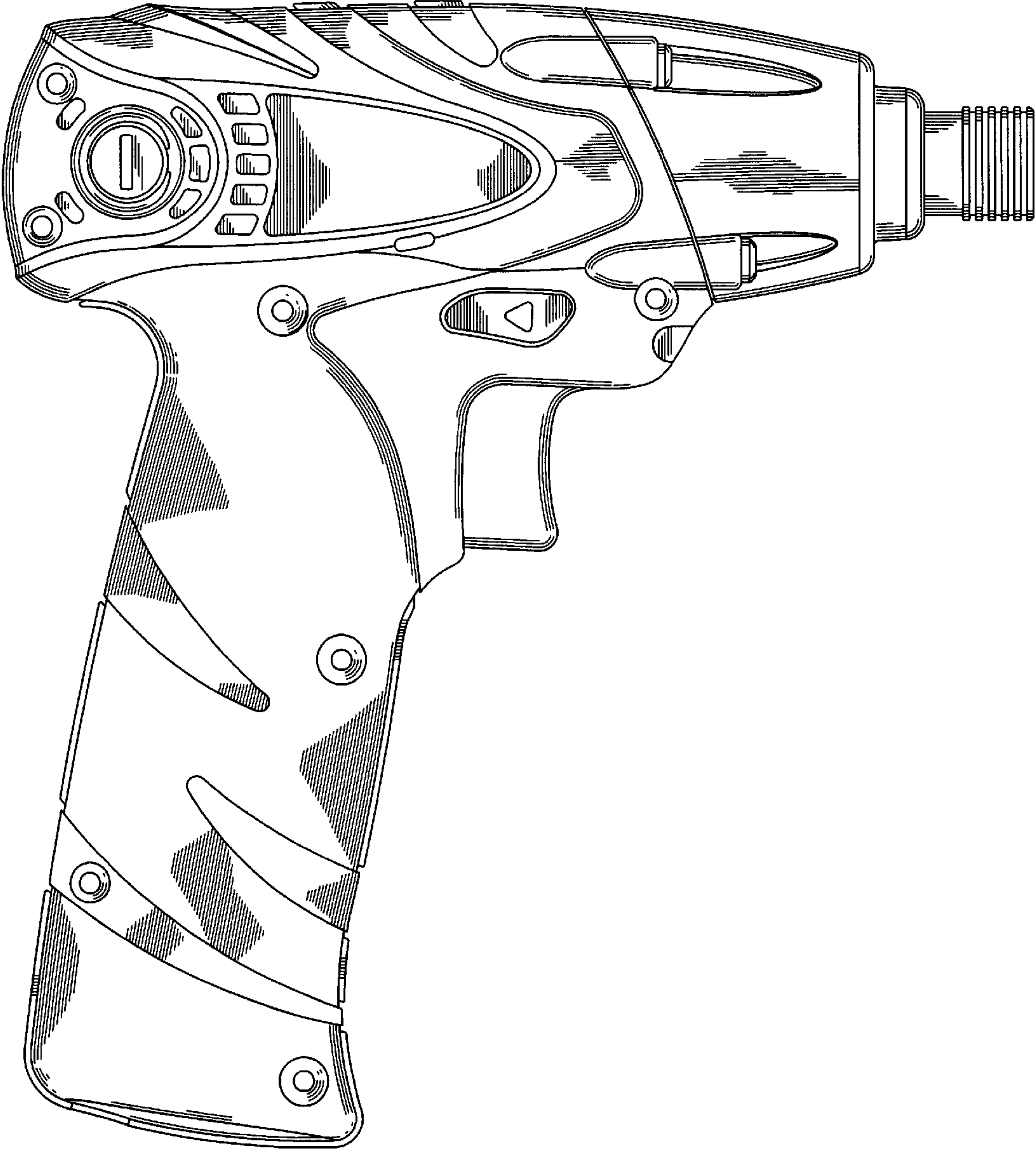


FIG. 4

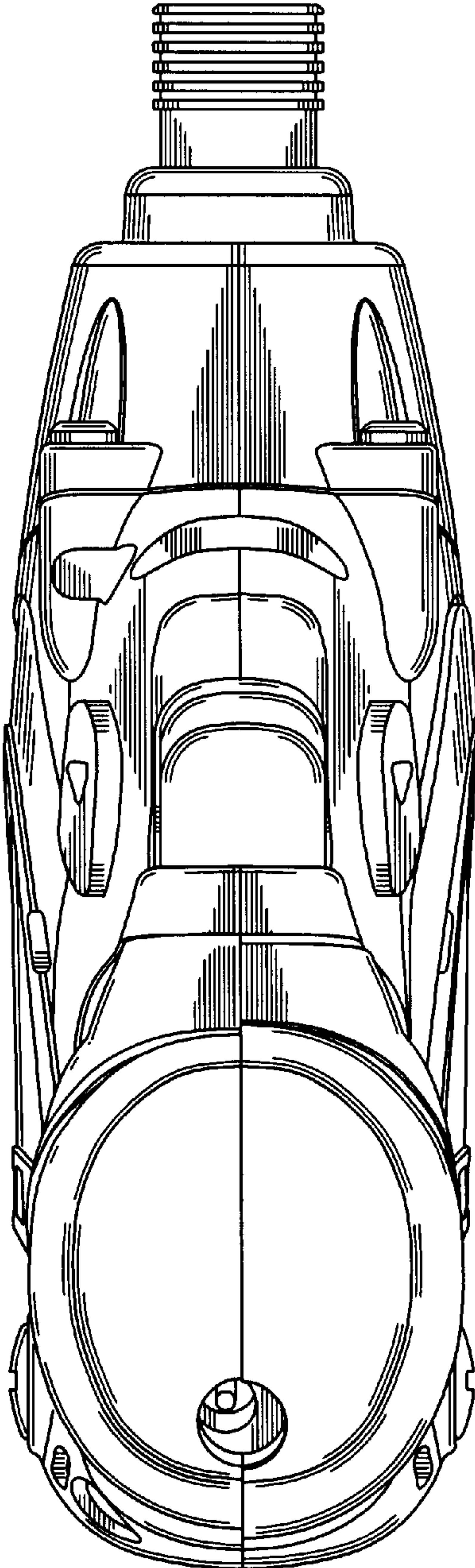


FIG. 5

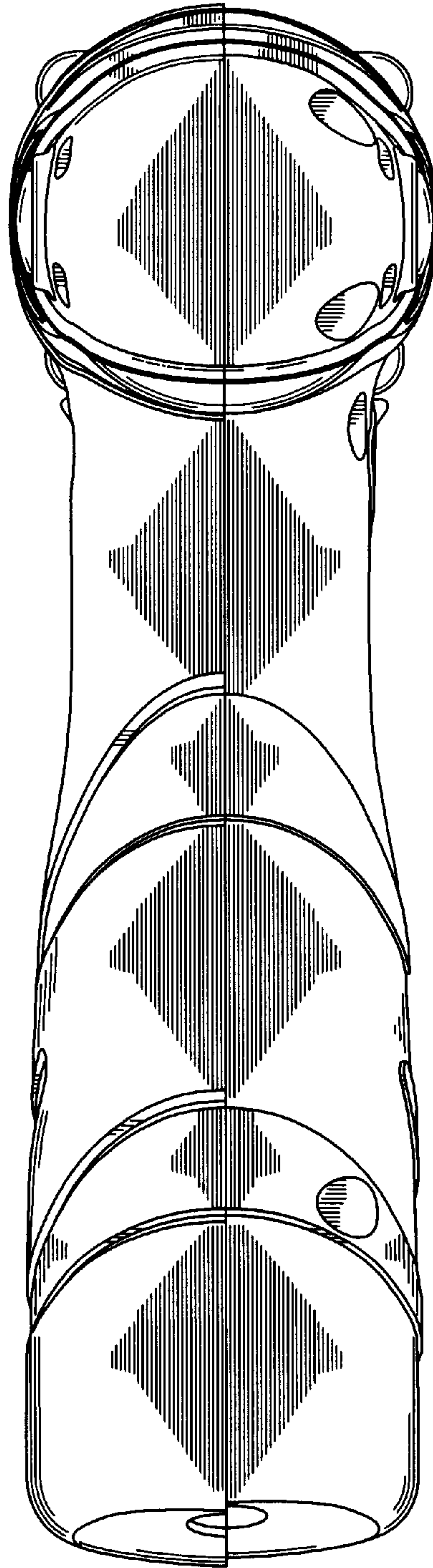


FIG. 6

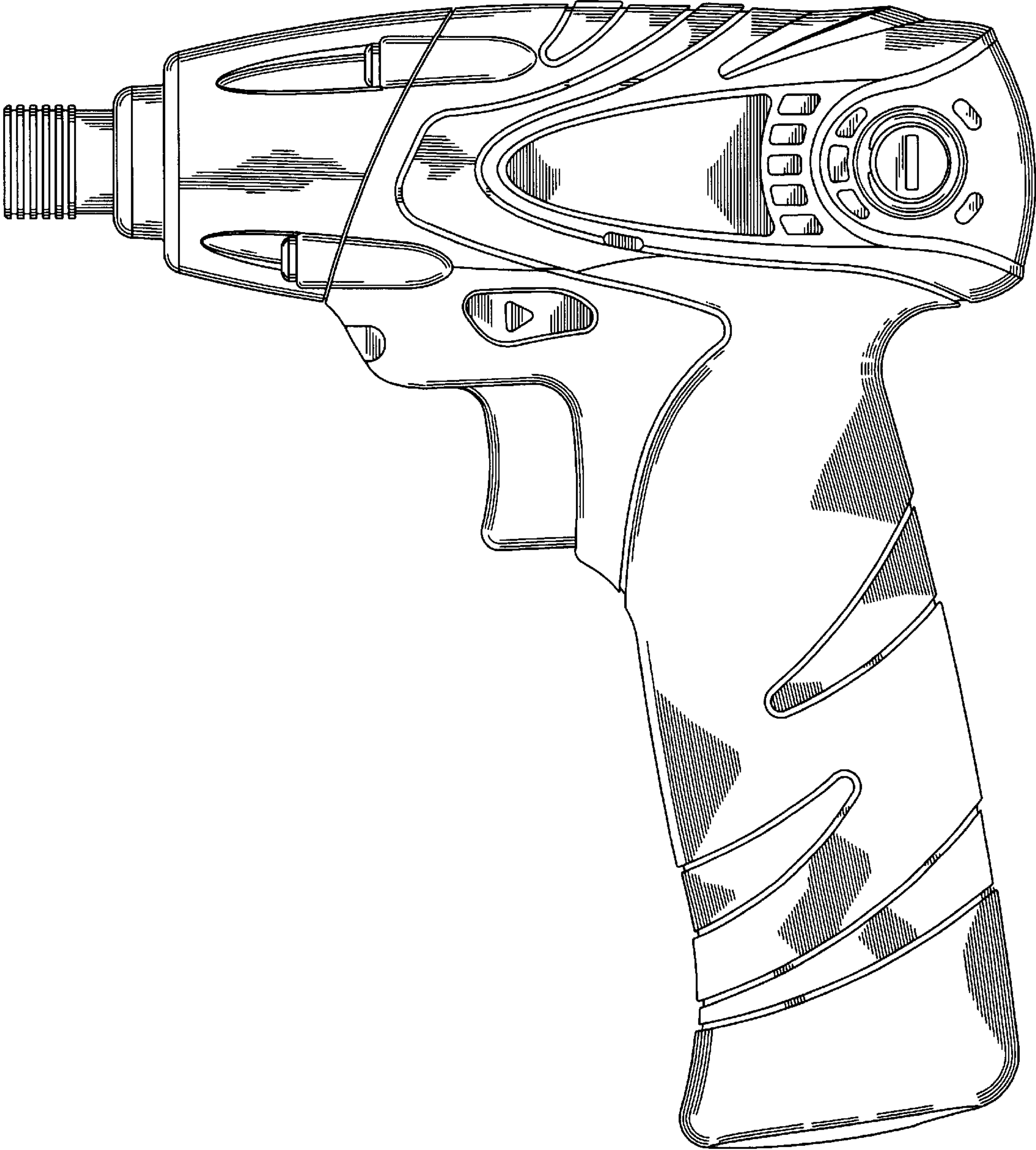


FIG. 7