

US00D534771S

(12) **United States Design Patent**
Zorn

(10) **Patent No.:** **US D534,771 S**
(45) **Date of Patent:** **** Jan. 9, 2007**

(54) **COOLING BOX**

D500,057 S 12/2004 Reuter D15/83

(75) Inventor: **Manfred Zorn**, Bueseck (DE)

FOREIGN PATENT DOCUMENTS

(73) Assignee: **IPV Inheidener Produktions-und
Vertiebsges. mbH**, Hungen-Inheiden
(DE)

DE 4 01 09 227.5 5/2002

EP 12018-0001 8/2003

(**) Term: **14 Years**

* cited by examiner

Primary Examiner—Terry A. Wallace

(21) Appl. No.: **29/234,718**

(74) *Attorney, Agent, or Firm*—Jacobson Holman PLLC

(22) Filed: **Jul. 22, 2005**

(57) **CLAIM**

(30) **Foreign Application Priority Data**

An ornamental design for a cooling box, as shown and described.

Apr. 19, 2005 (EM) 000326434

DESCRIPTION

(51) **LOC (8) Cl.** **07-01**

FIG. 1 is a bottom view of a cooling box showing my new design.

(52) **U.S. Cl.** **D7/605**

FIG. 2 is a front elevational view of the cooling box of FIG. 1, with the lid open.

(58) **Field of Classification Search** D7/603–608;
62/457.1–457.7, 371, 372, 3.62; 220/915.1,
220/915.2, 592.03, 592.09, 592.16, 592.2;
D15/83; 280/47.26, 29, 43.1, 43.24, 43.17,
280/655.1, 64, 242.1, 200, 47.17

FIG. 3 is a front elevational view of the cooling box of FIG. 1, with the lid closed.

See application file for complete search history.

FIG. 4 is a right side elevational view of the cooling box of FIG. 1, with the lid closed.

(56) **References Cited**

FIG. 5 is a rear elevational view of the cooling box of FIG. 1, with the lid closed.

U.S. PATENT DOCUMENTS


FIG. 6 is a left side elevational view of the cooling box of FIG. 1, with the lid closed.

5,313,817 A * 5/1994 Meinders 62/457.1
5,319,937 A * 6/1994 Fritsch et al. 62/3.62
D415,658 S * 10/1999 Frehse D7/605
6,364,329 B1 * 4/2002 Holub et al. 280/47.26
D480,276 S * 10/2003 Duart et al. D7/605
6,755,428 B1 * 6/2004 Butler 280/47.26

FIG. 7 is a top view of the cooling box of FIG. 1, with the lid closed and the lid vents opened; and,

FIG. 8 is a top view of the cooling box of FIG. 1, with the lid closed and the lid vents closed.

1 Claim, 4 Drawing Sheets






FIGURE 1




FIGURE 2




FIGURE 3




FIGURE 4




FIGURE 5




FIGURE 6




FIGURE 7




FIGURE 8