



US00D534751S

(12) **United States Design Patent**
Thomas

(10) **Patent No.:** **US D534,751 S**

(45) **Date of Patent:** **** Jan. 9, 2007**

(54) **TABLE**

(76) **Inventor:** **Davis L. Thomas**, 1299 Black Angus Dr., Garner, NC (US) 27529

(**) **Term:** **14 Years**

(21) **Appl. No.:** **29/196,186**

(22) **Filed:** **Dec. 23, 2003**

(51) **LOC (8) Cl.** **06-03**

(52) **U.S. Cl.** **D6/511**

(58) **Field of Classification Search** D6/480,
D6/484, 486, 487, 420, 429-431, 511, 470,
D6/448, 397; 108/11-15, 50.01, 50.02, 150,
108/153.1, 156, 157.1, 161; 248/188, 188.1,
248/188.8, 188.9; 312/204, 208.1

See application file for complete search history.

(56) **References Cited**

U.S. PATENT DOCUMENTS

376,281	A	*	1/1888	Berghausen	324/133
441,527	A	*	11/1890	Wilson	269/15
577,758	A	*	2/1897	Keyser et al.	211/153
1,051,237	A	*	1/1913	Keith	5/3
D88,355	S	*	11/1932	Jalkut	D6/511
2,471,095	A	*	5/1949	Coit, Jr.	108/14
D239,672	S	*	4/1976	Adkinson	D6/484
D240,690	S	*	7/1976	Zagreli	D6/484
D242,271	S	*	11/1976	Harvey	D21/336
D265,026	S	*	6/1982	Macho et al.	D6/353

5,809,905	A	*	9/1998	John et al.	108/56.1
5,887,529	A	*	3/1999	John et al.	108/56.1
6,012,787	A	*	1/2000	Jennings et al.	312/140.3

* cited by examiner

Primary Examiner—Janice E. Seeger

Assistant Examiner—Sydney R. Buffalow

(74) *Attorney, Agent, or Firm*—Coats & Bennett, PLLC

(57) **CLAIM**


The ornamental design for a table, as shown and described.

DESCRIPTION

FIG. 1 is a top view of the first embodiment
 FIG. 2 is a top view of the second embodiment;
 FIG. 3 is a top view of the third embodiment;
 FIG. 4 is a top view of the fourth embodiment;
 FIG. 5 is a top view of the fifth embodiment;
 FIG. 6 is a top view of the sixth embodiment; and,
 FIG. 7 is a top view of the seventh embodiment.

The characteristic features of the design include a flat table surface comprising a plurality of polygonal pieces forming a grid with interstitial pieces separating the polygonal blocks. The design may also include one or more large polygonal shapes located at selected seating positions. The bottom and side elevations of the table do not form any part of the claimed design. The broken lines are for illustrative purposes only and form no part of the claimed design.

1 Claim, 4 Drawing Sheets



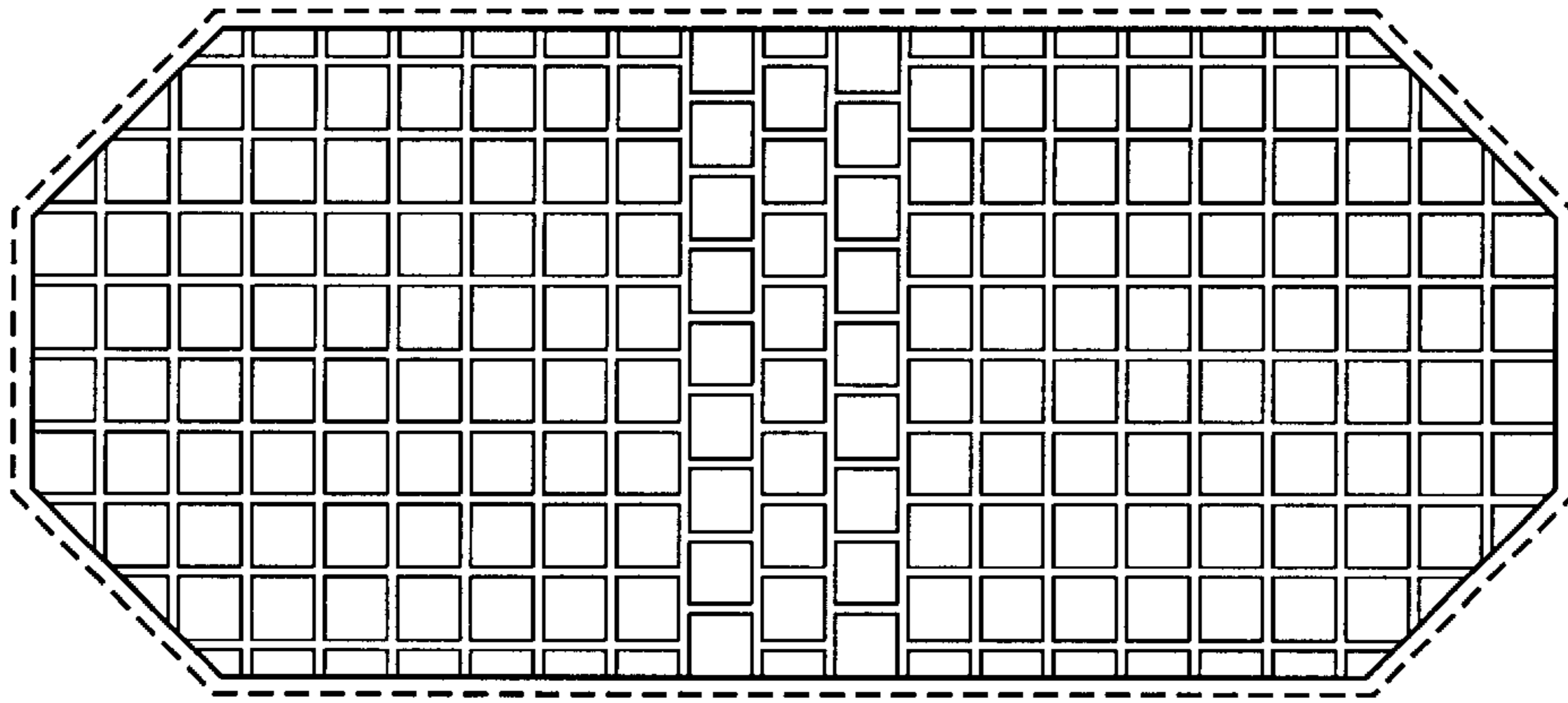


FIG. 1




FIG. 2




FIG. 3




FIG. 4

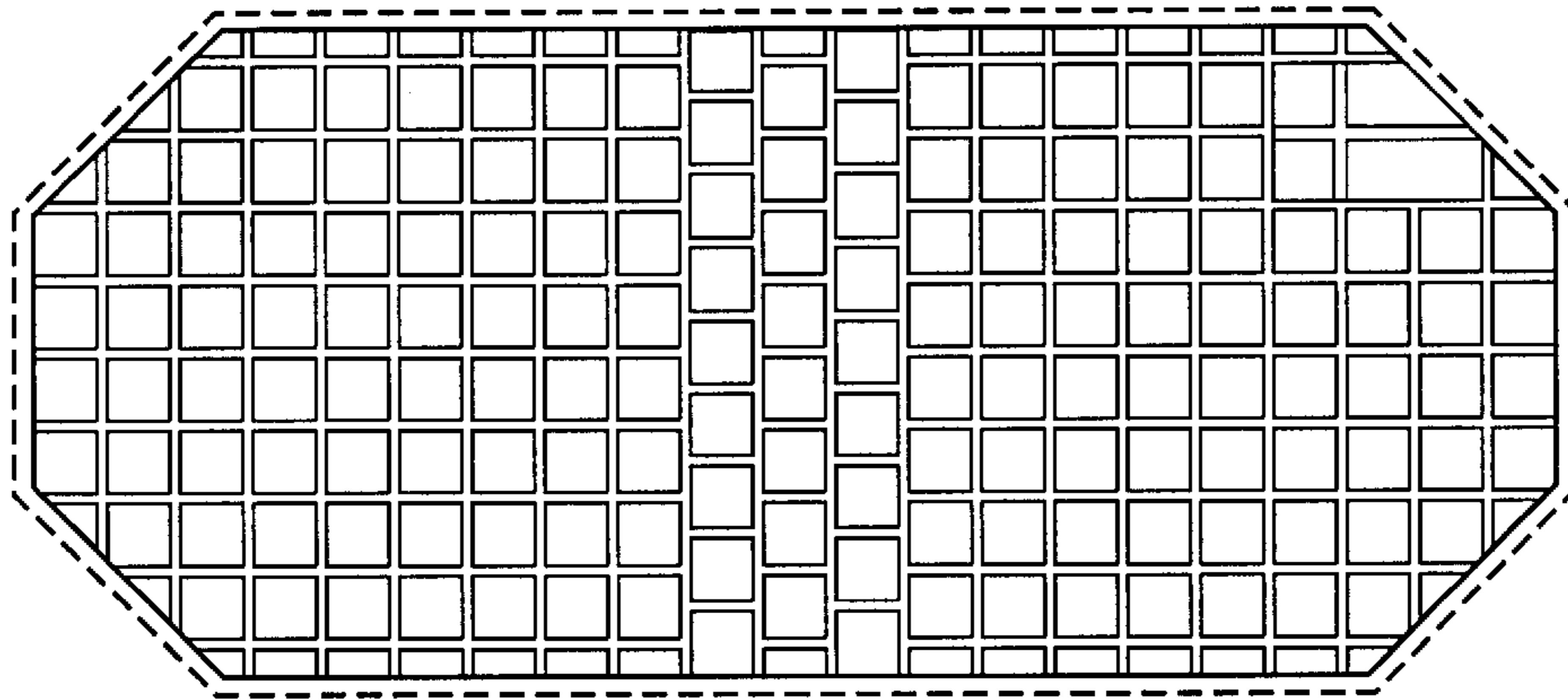


FIG. 5




FIG. 6




FIG. 7