

US00D534727S

(12) **United States Design Patent** (10) **Patent No.:** **US D534,727 S**
Vu (45) **Date of Patent:** **** Jan. 9, 2007**

(54) **ELECTRIC TOOTHBRUSH HANDLE**

FOREIGN PATENT DOCUMENTS

(75) Inventor: **Duy Phong Vu**, Frankfurt (DE)

DE 401 09 585 4/2002

(73) Assignee: **Braun GmbH**, Kronberg (DE)

DE 402 04 402 9/2002

(**) Term: **14 Years**

DE 40204898.9 9/2002

(21) Appl. No.: **29/189,688**

GB D3002853 5/2002

(22) Filed: **Sep. 9, 2003**

JP 2001-275751 10/2001

(51) **LOC (8) Cl.** **28-03**

JP D1126990 11/2001

(52) **U.S. Cl.** **D4/101**

JP D1135282 3/2002

(58) **Field of Classification Search** D4/100–102,
D4/104–112, 132, 134, 138; D8/61, 107;
15/22.1, 23, 24, 28, 29, 143.1, 167.1; 16/430,
16/431; 81/54, 57.11, 57.14, 58.1; 132/308,
132/311; 173/170, 217, 220, 221
See application file for complete search history.

JP 2003189936 A * 7/2003

WO DM/058197 6/2001

WO DM/0058808 11/2001

OTHER PUBLICATIONS

(56) **References Cited**

U.S. PATENT DOCUMENTS

- D220,239 S 3/1971 Rams et al.
- D347,736 S 6/1994 Schneider et al.
- D361,433 S 8/1995 Yang
- D385,702 S 11/1997 Okada
- D388,958 S 1/1998 Hartwein
- 5,815,872 A 10/1998 Meginniss, III et al.
- D436,254 S * 1/2001 Kling et al. D4/101
- D440,766 S * 4/2001 Hartwein et al. D4/101
- D452,775 S 1/2002 Wright
- D453,626 S 2/2002 Greene
- D453,996 S 3/2002 Kling et al.
- D454,251 S * 3/2002 De Swarte et al. D4/101
- D454,695 S * 3/2002 Greene D4/101
- D455,010 S 4/2002 Kling
- D455,556 S 4/2002 Kling
- D457,000 S 5/2002 Lim
- D459,081 S 6/2002 Eliav et al.
- D464,489 S 10/2002 Emerick
- D478,423 S 8/2003 Mulder
- D479,046 S 9/2003 Winkler
- D479,915 S * 9/2003 De Salvo D4/101
- D489,183 S 5/2004 Akahori et al.

AU 149217 Design Application, Sep. 17, 2002, [online], [retrieved on Mar. 14, 2004] Retrieved from the Australian Design Database using Internet <URL: http://pericles.ipaus-tralia.gov.au>.*

* cited by examiner

Primary Examiner—Alan P. Douglas

Assistant Examiner—Lavone D. Tabor

(74) *Attorney, Agent, or Firm*—Fish & Richardson P.C.; Ed S. Podszus

(57) **CLAIM**

The ornamental design for an electric toothbrush handle, as shown and described.

DESCRIPTION

FIG. 1 is a perspective view of an electric toothbrush handle as seen from the top, front and right sides, wherein the broken line disclosure is for environmental purposes only and does not form a part of the claimed design;

FIG. 2 is a front elevational view thereof;

FIG. 3 is a right side elevational view thereof, the left side elevational view being a mirror image;

FIG. 4 is a rear elevational view thereof;

FIG. 5 is a top plan view thereof; and,

FIG. 6 is a bottom plan view thereof.

1 Claim, 3 Drawing Sheets

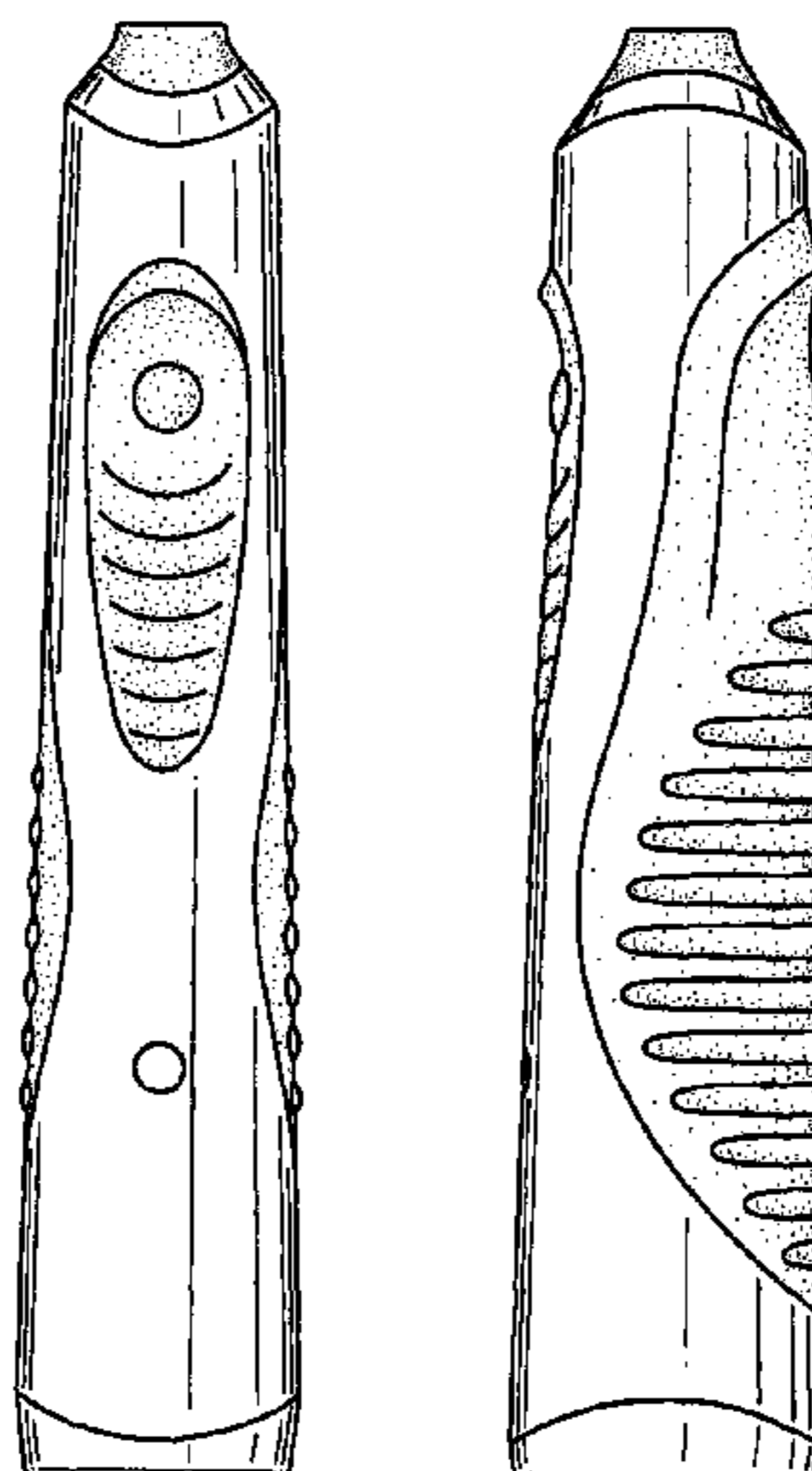


FIG. 1

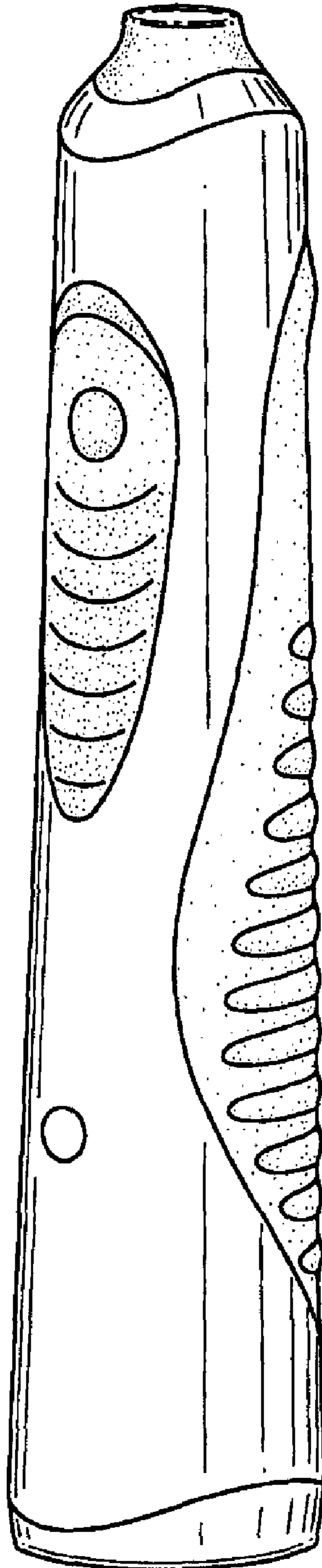


FIG. 2

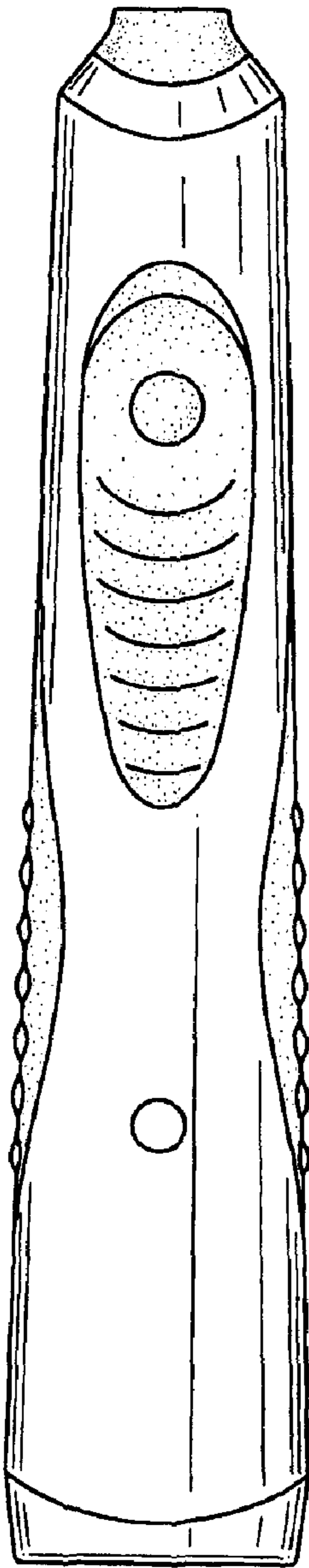


FIG. 3

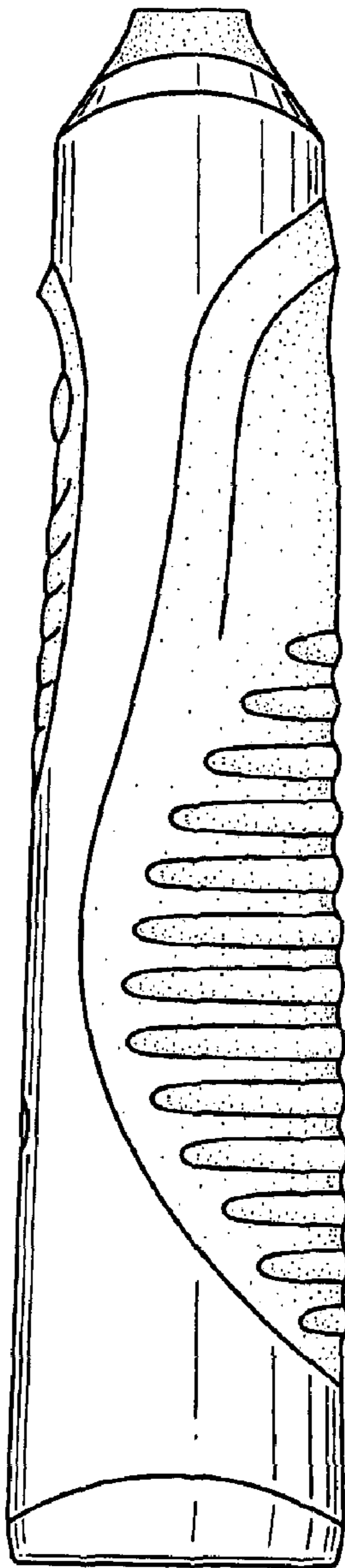


FIG. 4

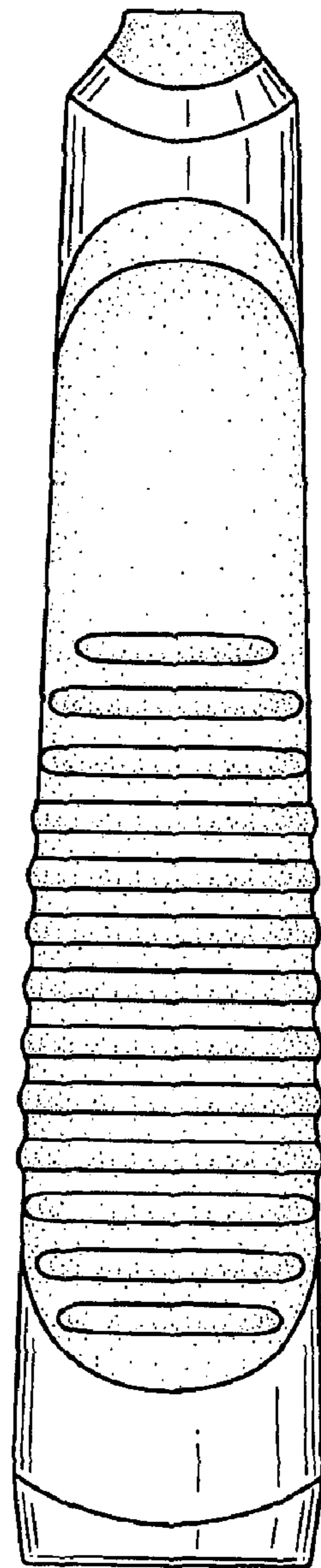


FIG. 5

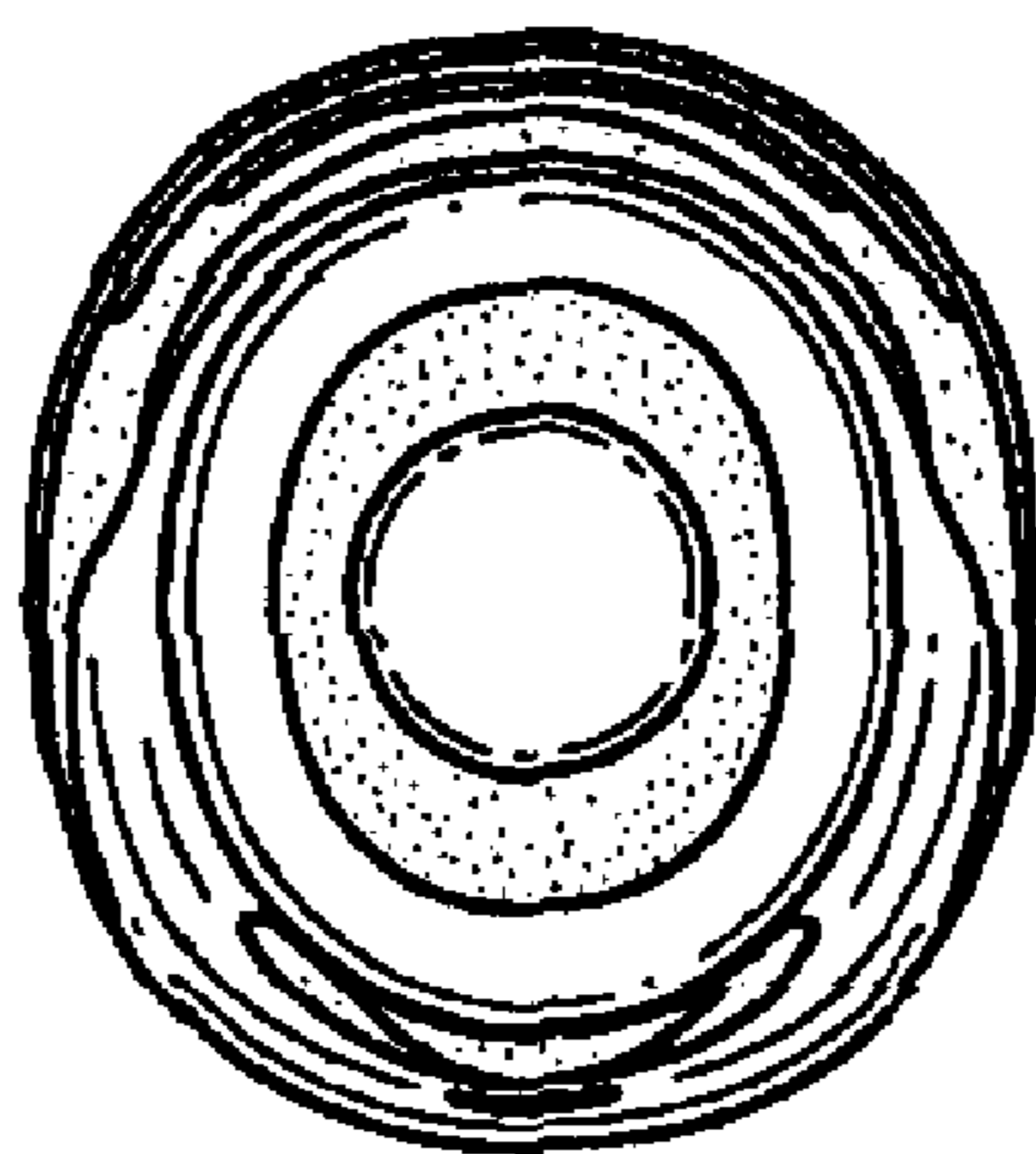


FIG. 6

