



US00D534718S

(12) **United States Design Patent**  
**Keen**

(10) **Patent No.:** **US D534,718 S**  
(45) **Date of Patent:** **\*\* Jan. 9, 2007**

- (54) **SHOE UPPER WITH LACING**
- (75) Inventor: **Martin Keen**, Jamestown, RI (US)
- (73) Assignee: **The Timberland Company**, Stratham, NH (US)
- (\*\*) Term: **14 Years**

6,052,921 A	4/2000	Oreck	
D433,220 S	* 11/2000	Fogg	D2/972
D440,033 S	* 4/2001	Neely	D2/954
D475,180 S	6/2003	Cosentino	
D487,334 S	* 3/2004	Issler	D2/960
D487,613 S	* 3/2004	Urie et al.	D2/960
6,701,644 B1	3/2004	Oorei et al.	
D505,250 S	* 5/2005	Adams et al.	D2/969

(Continued)

- (21) Appl. No.: **29/251,731**
- (22) Filed: **Jan. 12, 2006**

*Primary Examiner*—Dominic Simone  
(74) *Attorney, Agent, or Firm*—Lerner, David, Littenberg, Krumholz & Mentlik, LLP

**Related U.S. Application Data**

- (62) Division of application No. 11/182,970, filed on Jul. 15, 2005, and a division of application No. 29/234,283, filed on Jul. 15, 2005.
- (51) **LOC (8) Cl.** ..... **02-99**
- (52) **U.S. Cl.** ..... **D2/969**
- (58) **Field of Classification Search** ..... D2/896, D2/916, 903, 907, 908, 943, 944, 969, 972–974, D2/947, 951, 954, 960; 36/7.3, 4, 8.1, 11.5  
See application file for complete search history.

(57) **CLAIM**

The ornamental design for shoe upper with lacing, as shown and described.

**DESCRIPTION**

FIG. 1 is a perspective view of a shoe upper with lacing, including a pair of coverings on the toecap, showing my new design;  
 FIG. 2 is a right side elevational view thereof;  
 FIG. 3 is a left side elevational view thereof;  
 FIG. 4 is a top plan view thereof;  
 FIG. 5 is a front elevational view thereof;  
 FIG. 6 is a rear elevational view thereof;  
 FIG. 7 is a perspective view of a second embodiment of the shoe upper with lacing, including a pair of openings on the toecap, of FIG. 1,  
 FIG. 8 is a right side elevational view of FIG. 7;  
 FIG. 9 is a left side elevational view of FIG. 7;  
 FIG. 10 is a top plan view of FIG. 7; and,  
 FIG. 11 is a front elevational view of FIG. 7, the rear elevational view being the same as FIG. 6 of the first embodiment.

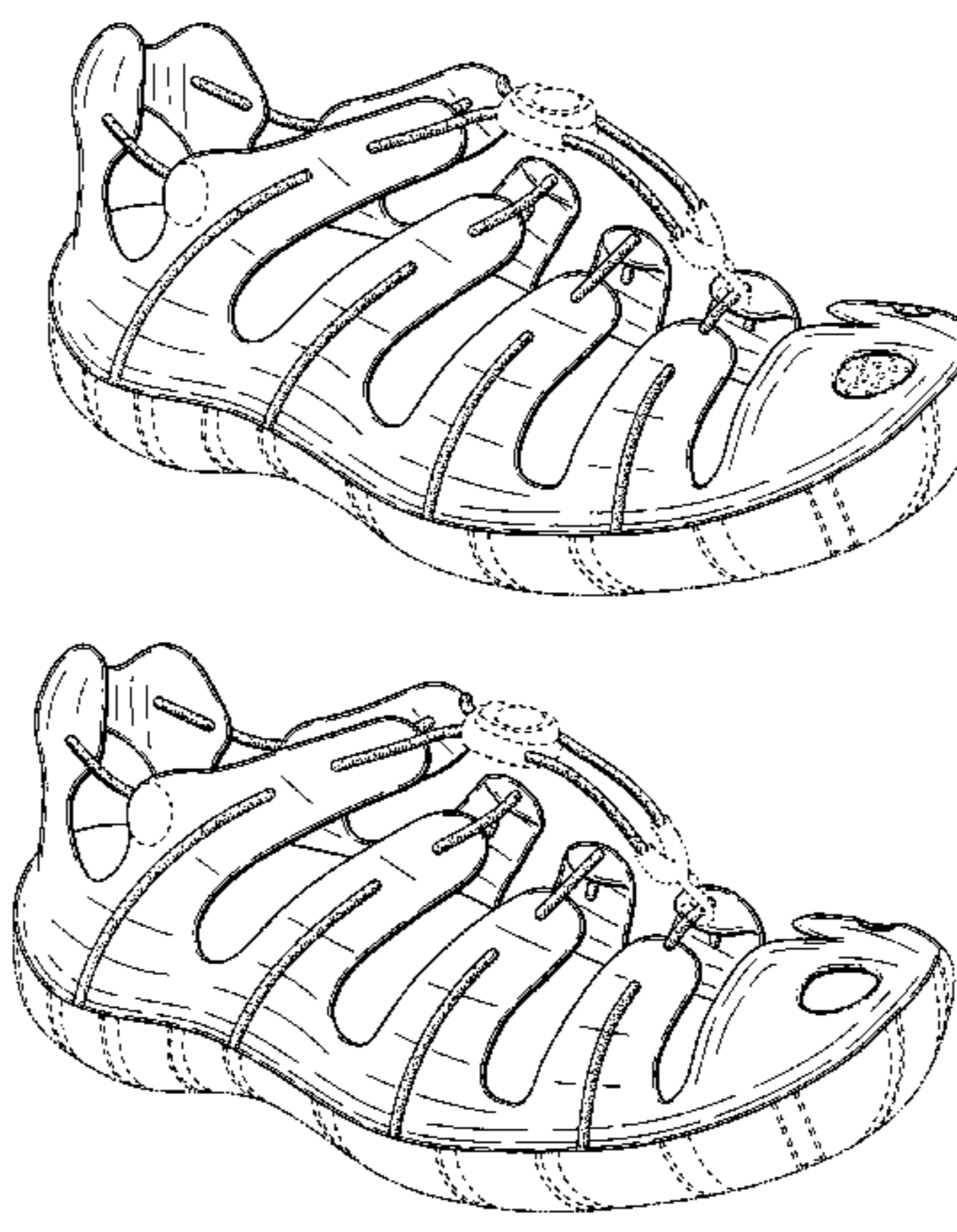
The appearance of the air holes on the pair of coverings of the toecap as shown in FIGS. 1–5; the lace end keeper as shown in FIGS. 1–2, 4, 7–8, 10; the lace pull and the lace locking mechanism as shown in FIGS. 1–11; and the outsole as shown in FIGS. 1–11 are presented in broken line format and form no part of the claimed invention.

**1 Claim, 8 Drawing Sheets**

(56) **References Cited**

**U.S. PATENT DOCUMENTS**

D35,490 S	* 12/1901	Hatheway	D2/916
D37,359 S	* 2/1905	Borchardt	D2/916
1,386,684 A	* 8/1921	Bradford	36/11.5
2,169,337 A	8/1939	Davis	
D135,155 S	* 3/1943	Huff	D2/916
2,496,782 A	2/1950	Engel	
D158,653 S	* 5/1950	Fenlason	D2/916
D163,359 S	* 5/1951	Braun	D2/916
D163,615 S	* 6/1951	Laughlin	D2/916
3,002,297 A	* 10/1961	Neilson	36/11.5
4,107,857 A	8/1978	Devlin	
4,294,023 A	10/1981	Banford	
4,619,058 A	10/1986	Gumbert	
4,942,678 A	7/1990	Gumbert	
D363,815 S	* 11/1995	Lucarelli	D2/960
5,651,195 A	7/1997	Clancy	
D394,947 S	* 6/1998	Avar	D2/960
D406,688 S	3/1999	Winters et al.	



# US D534,718 S

Page 2

---

## U.S. PATENT DOCUMENTS

D509,049 S	*	9/2005	McClaskie .....	D2/960	D517,302 S	*	3/2006	Ardissono .....	D2/969
D511,883 S	*	11/2005	Matis .....	D2/969	2003/0182820 A1		10/2003	Fuerst et al.	
D513,838 S	*	1/2006	Birkenstock .....	D2/916	2004/0128863 A1		7/2004	Hong et al.	
D514,294 S	*	2/2006	Matis .....	D2/969	2005/0060914 A1		3/2005	Fuerst	
D515,299 S	*	2/2006	Burg .....	D2/969	2005/0274040 A1		12/2005	Fuerst	

\* cited by examiner

FIG. 1

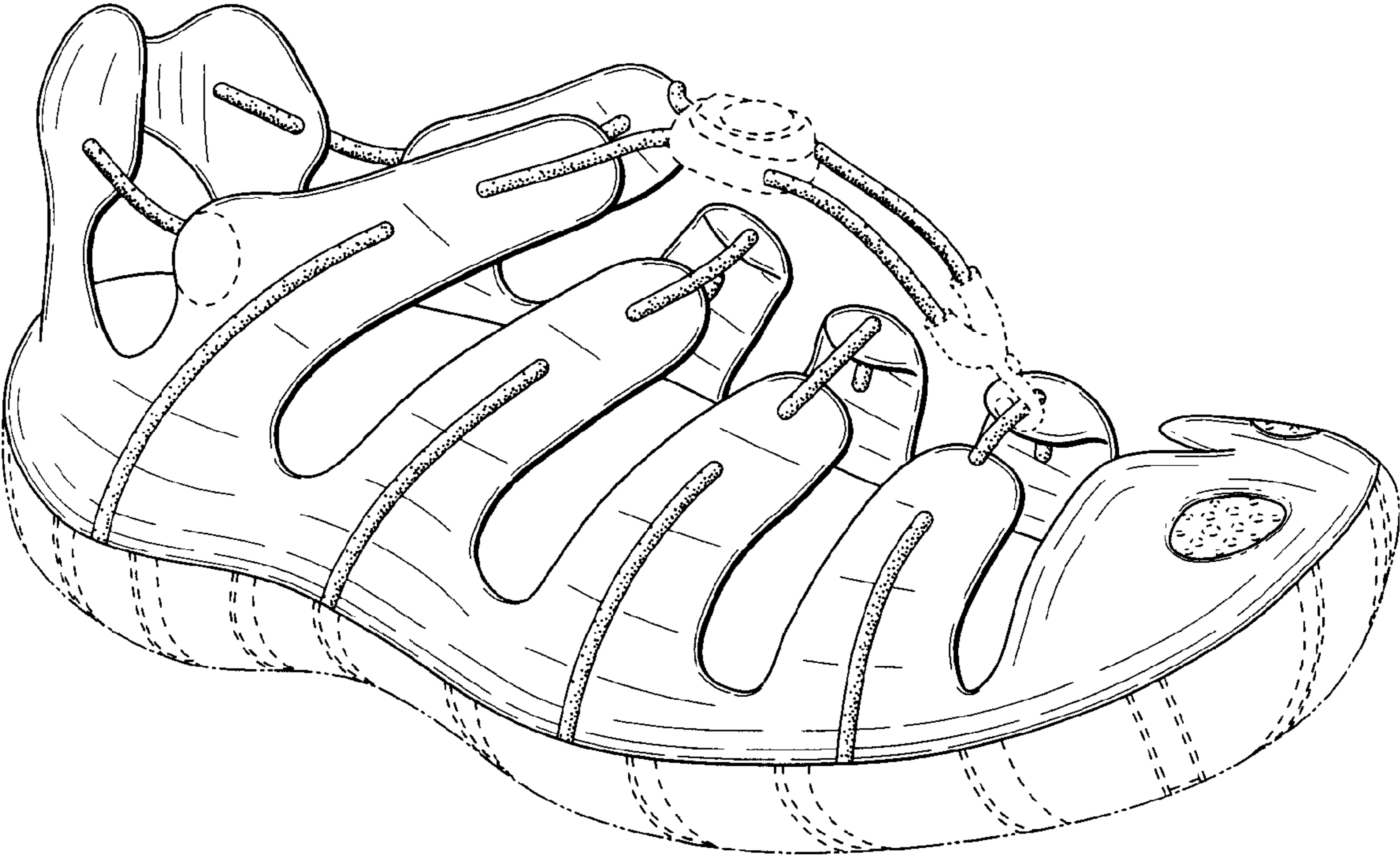




FIG. 2

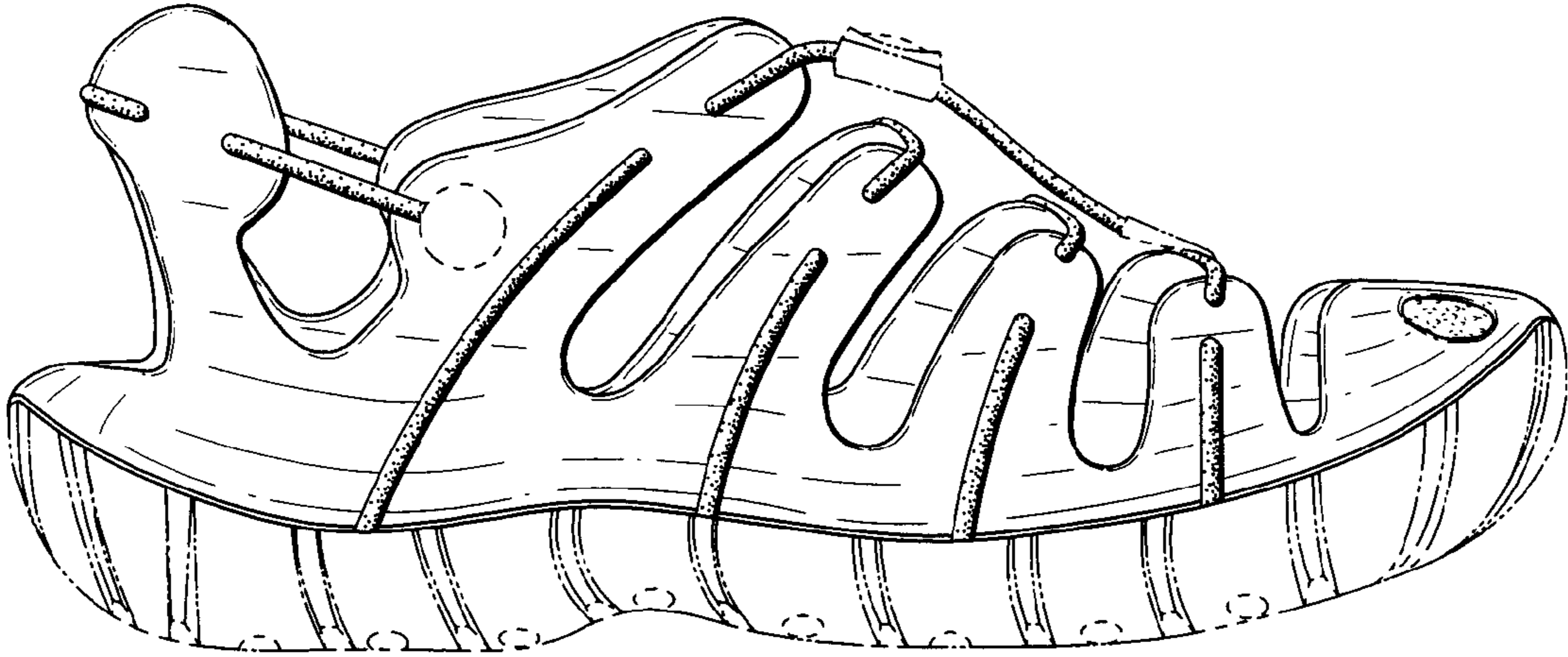


FIG. 3

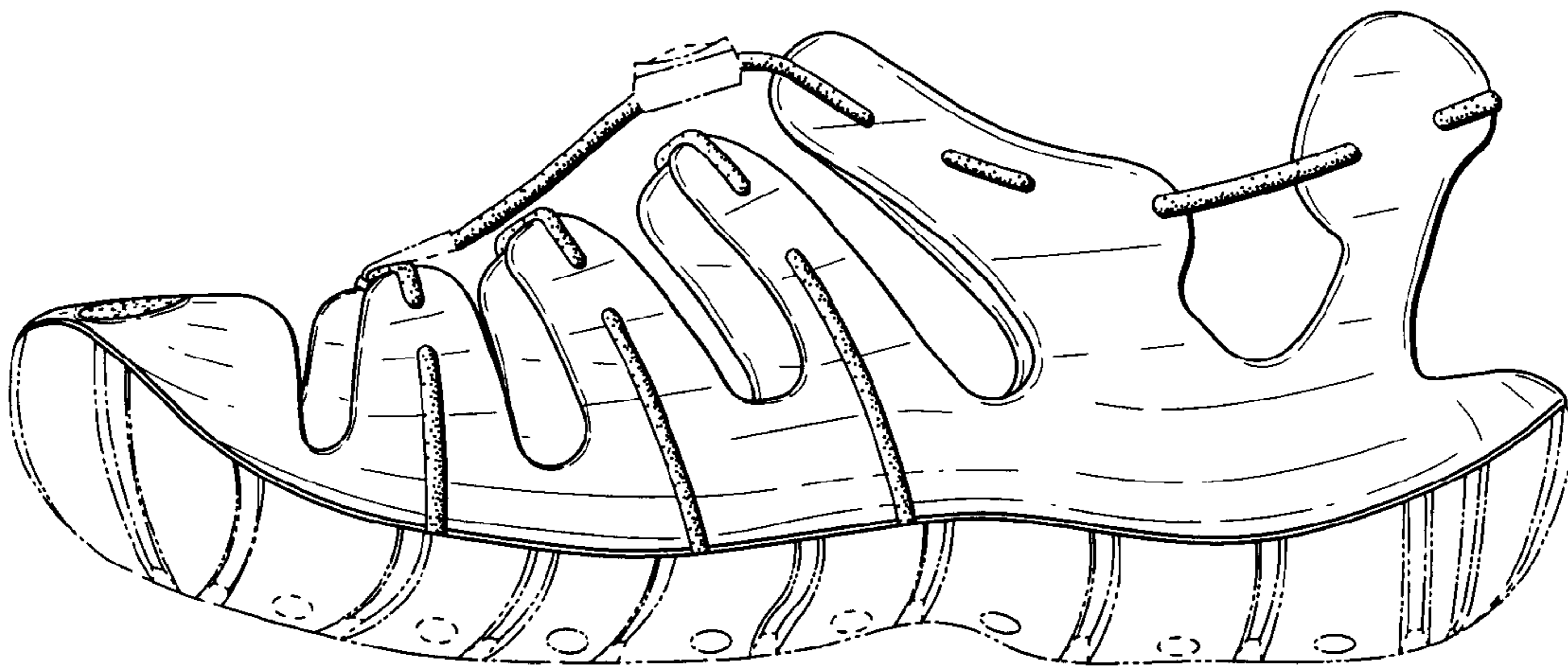


FIG. 4

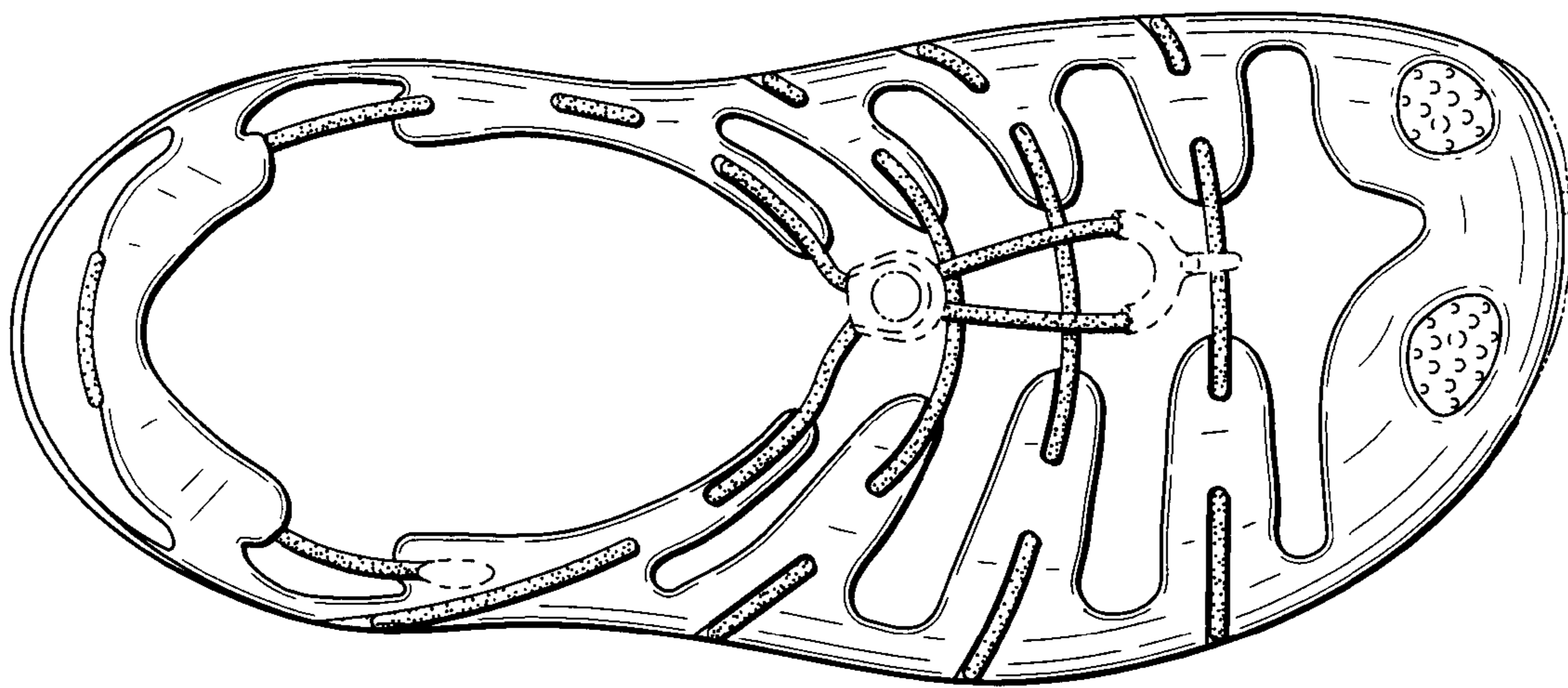


FIG. 5

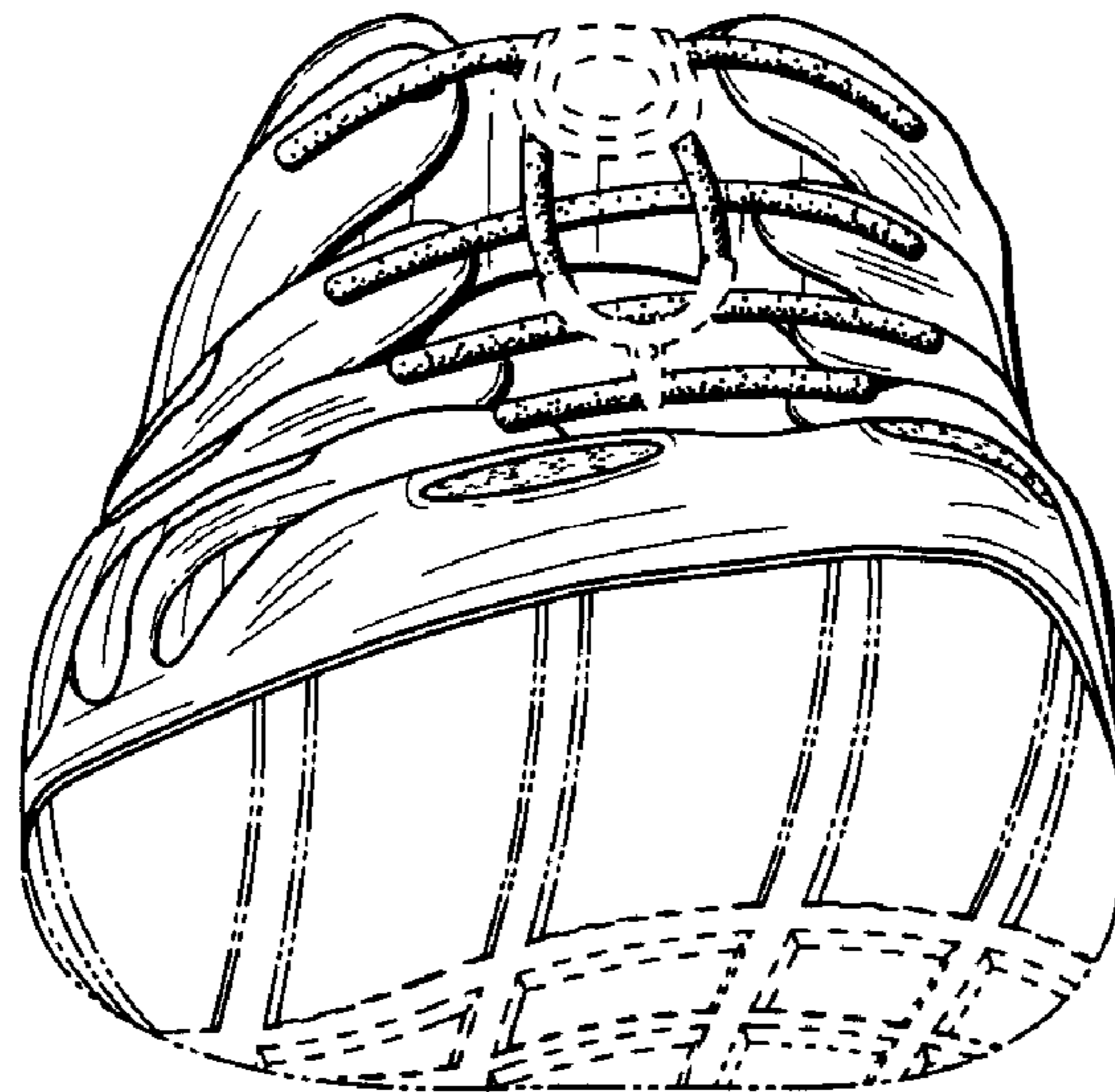


FIG. 6

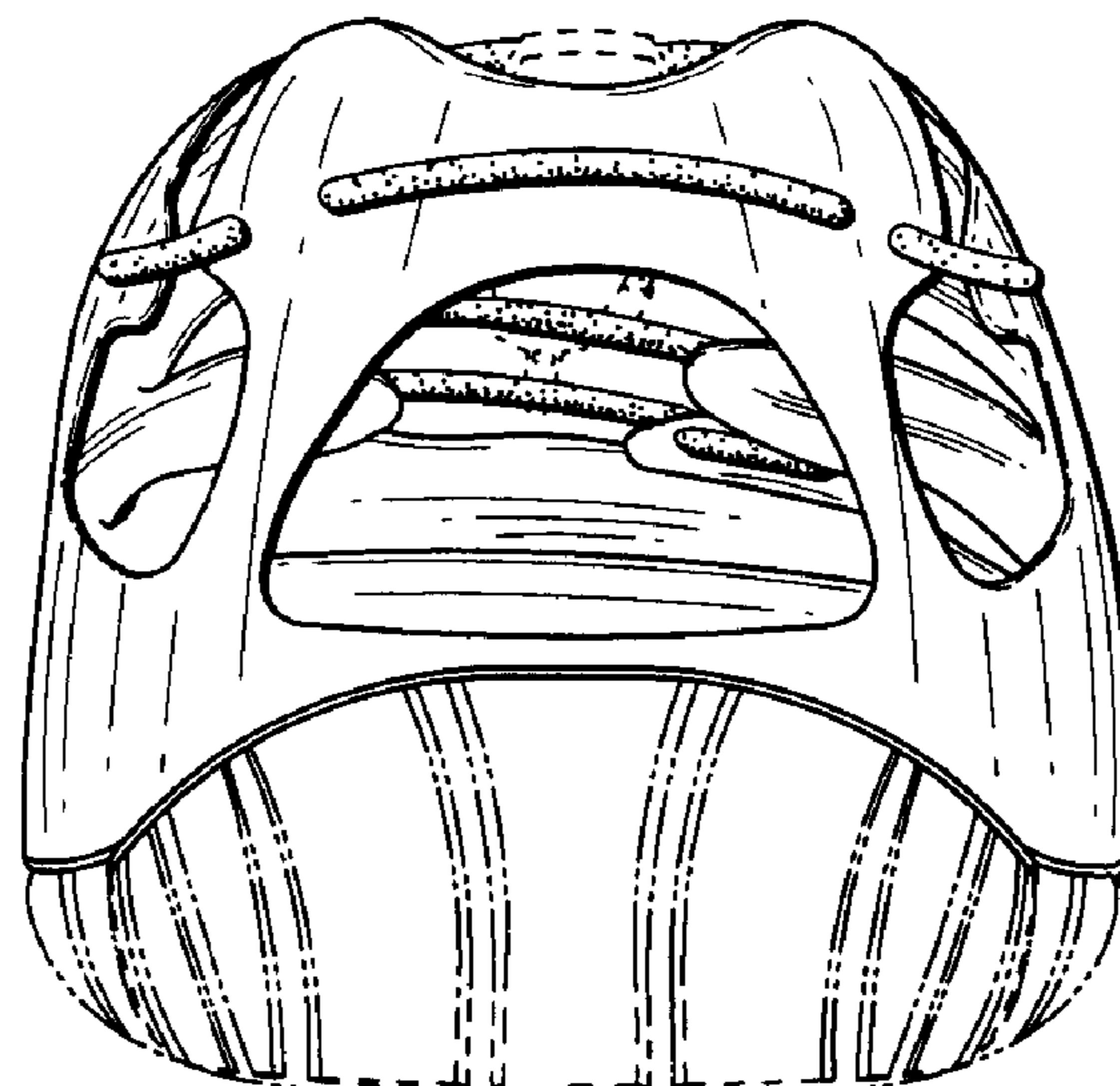


FIG. 7

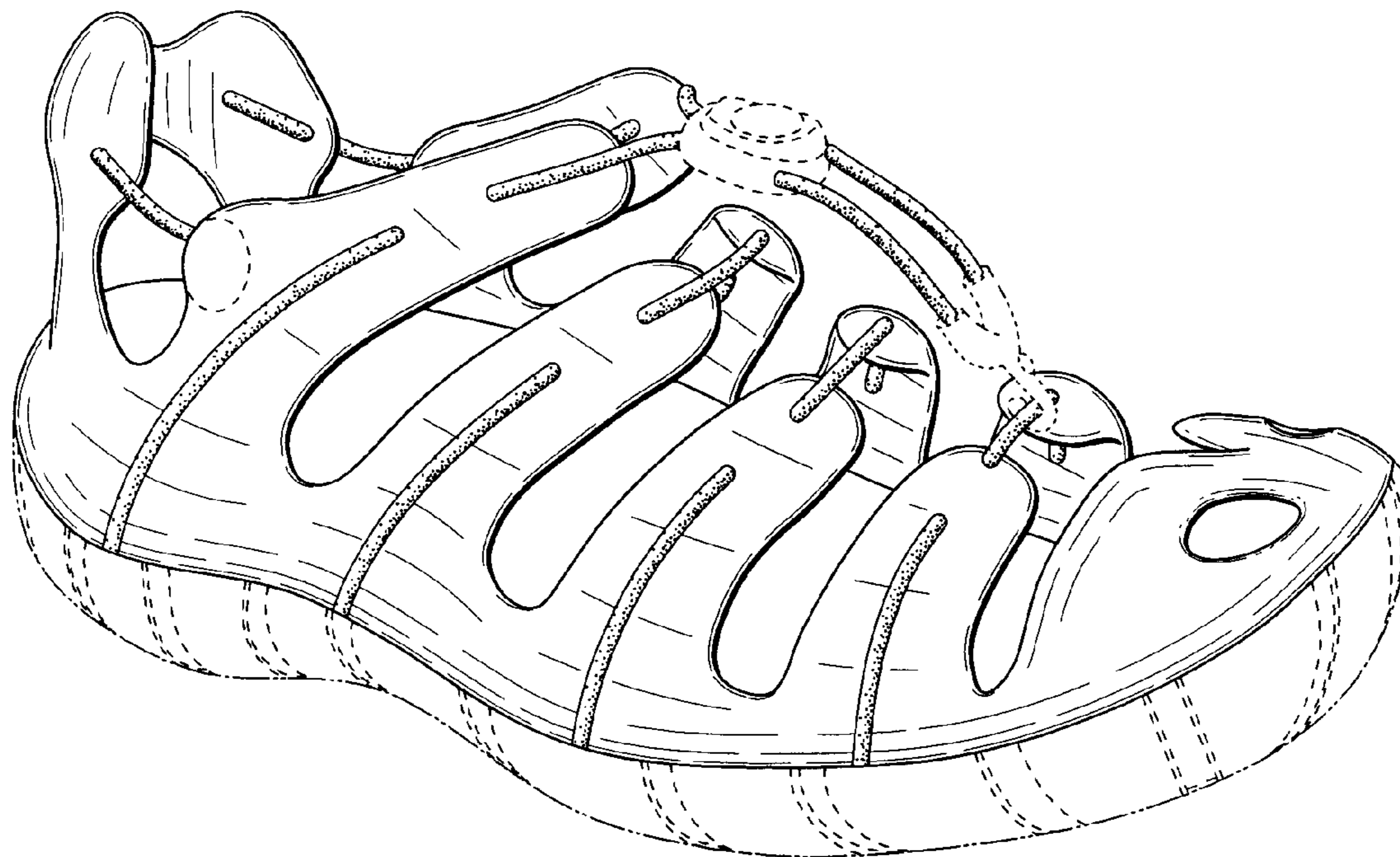




FIG. 8

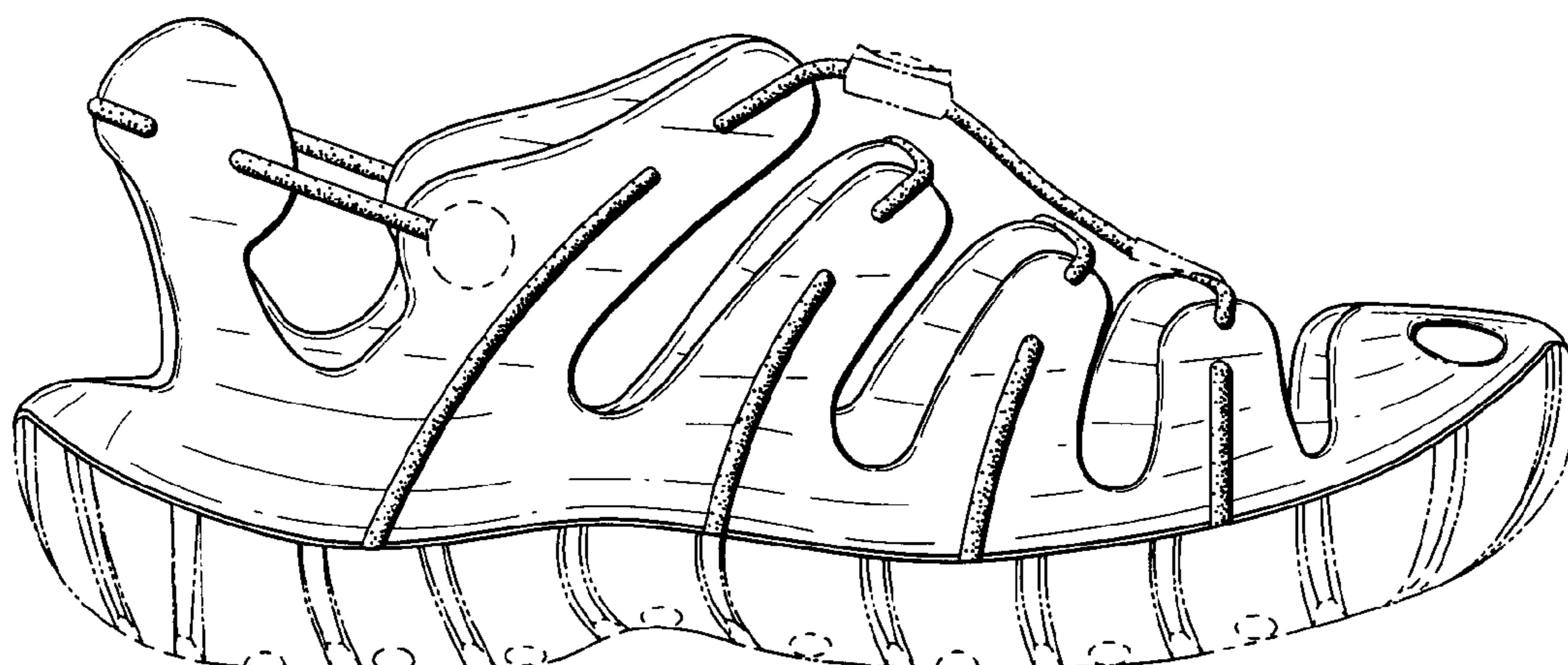


FIG. 9

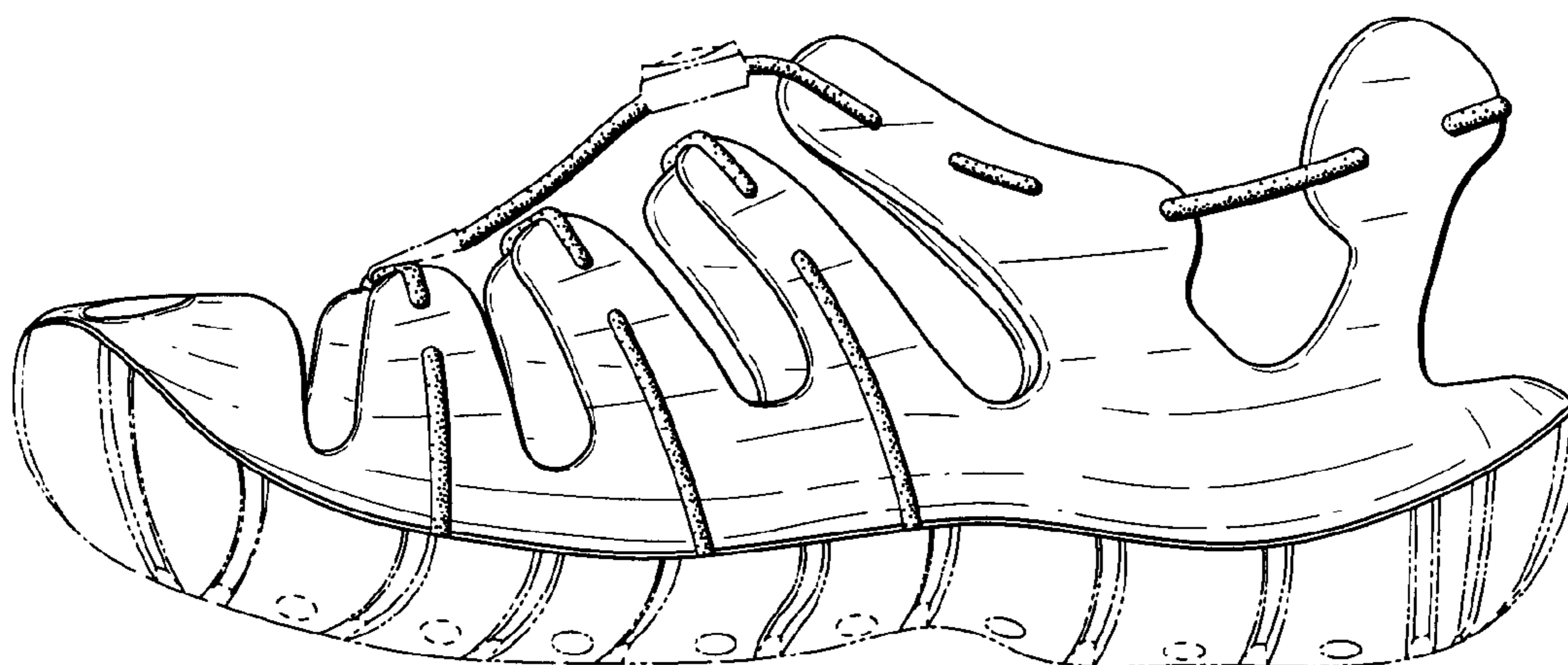




FIG. 10

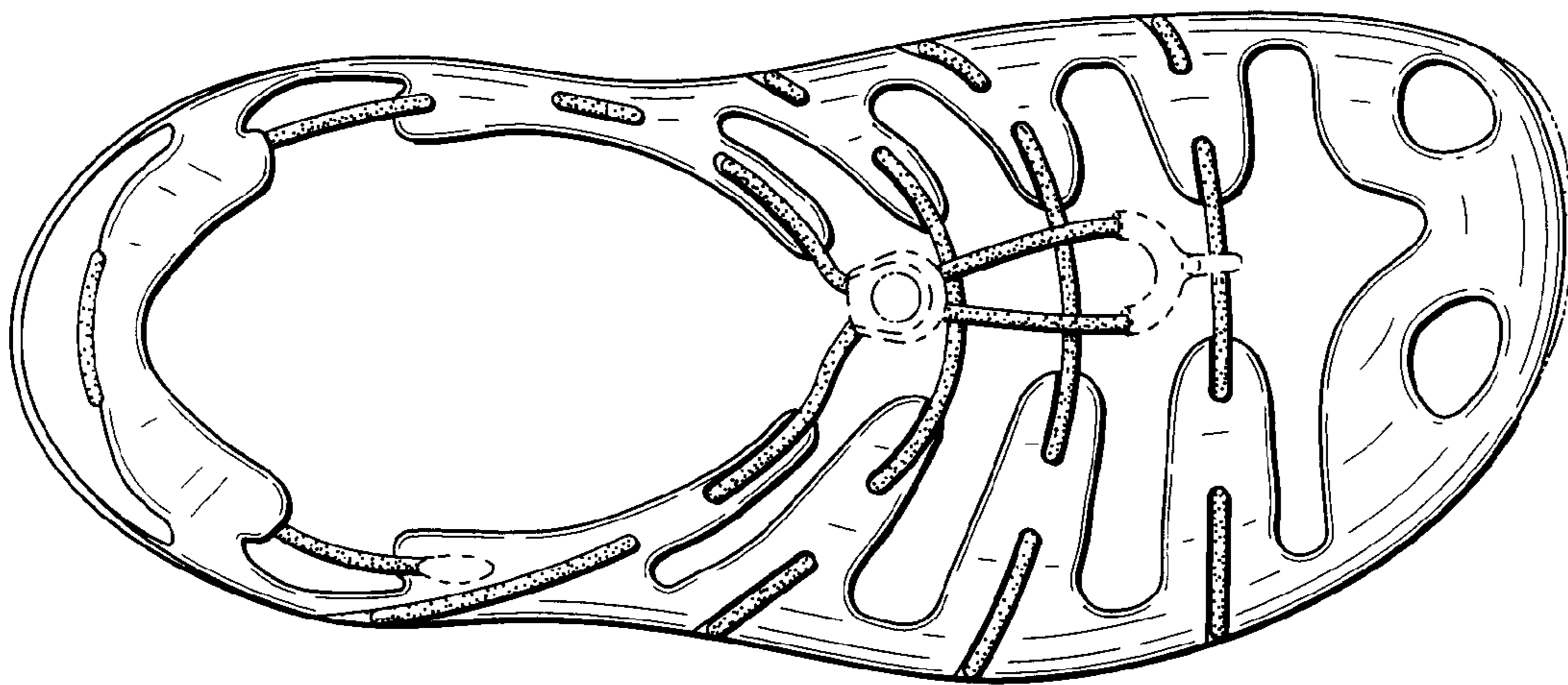


FIG. 11

