



US00D534714S

(12) **United States Design Patent**
Koyess et al.

(10) **Patent No.:** **US D534,714 S**
(45) **Date of Patent:** **** Jan. 9, 2007**

(54) **SKATE JEWEL**

D399,642 S * 10/1998 Hoshizaki et al. D2/904
D512,476 S * 12/2005 Howard D21/764

(75) Inventors: **Philippe Koyess**, Montréal (CA); **Luc Vachon**, St-Jean-sur-Richelieu (CA)

FOREIGN PATENT DOCUMENTS

(73) Assignee: **Sport Maska, Inc.**, Westmount (CA)

CA 2328569 A1 * 10/2001

(**) Term: **14 Years**

* cited by examiner

(21) Appl. No.: **29/221,659**

Primary Examiner—Dominic Simone
(74) *Attorney, Agent, or Firm*—Timothy J. Keefer; Seyfarth Shaw LLP

(22) Filed: **Jan. 18, 2005**

(51) **LOC (8) Cl.** **02-99**

(52) **U.S. Cl.** **D2/946; D2/970; D2/972**

(58) **Field of Classification Search** D2/904,
D2/909, 910, 946, 970, 972; D21/761, 762;
36/113–116

(57) **CLAIM**

See application file for complete search history.

The ornamental design for a skate jewel, as shown and described.

DESCRIPTION

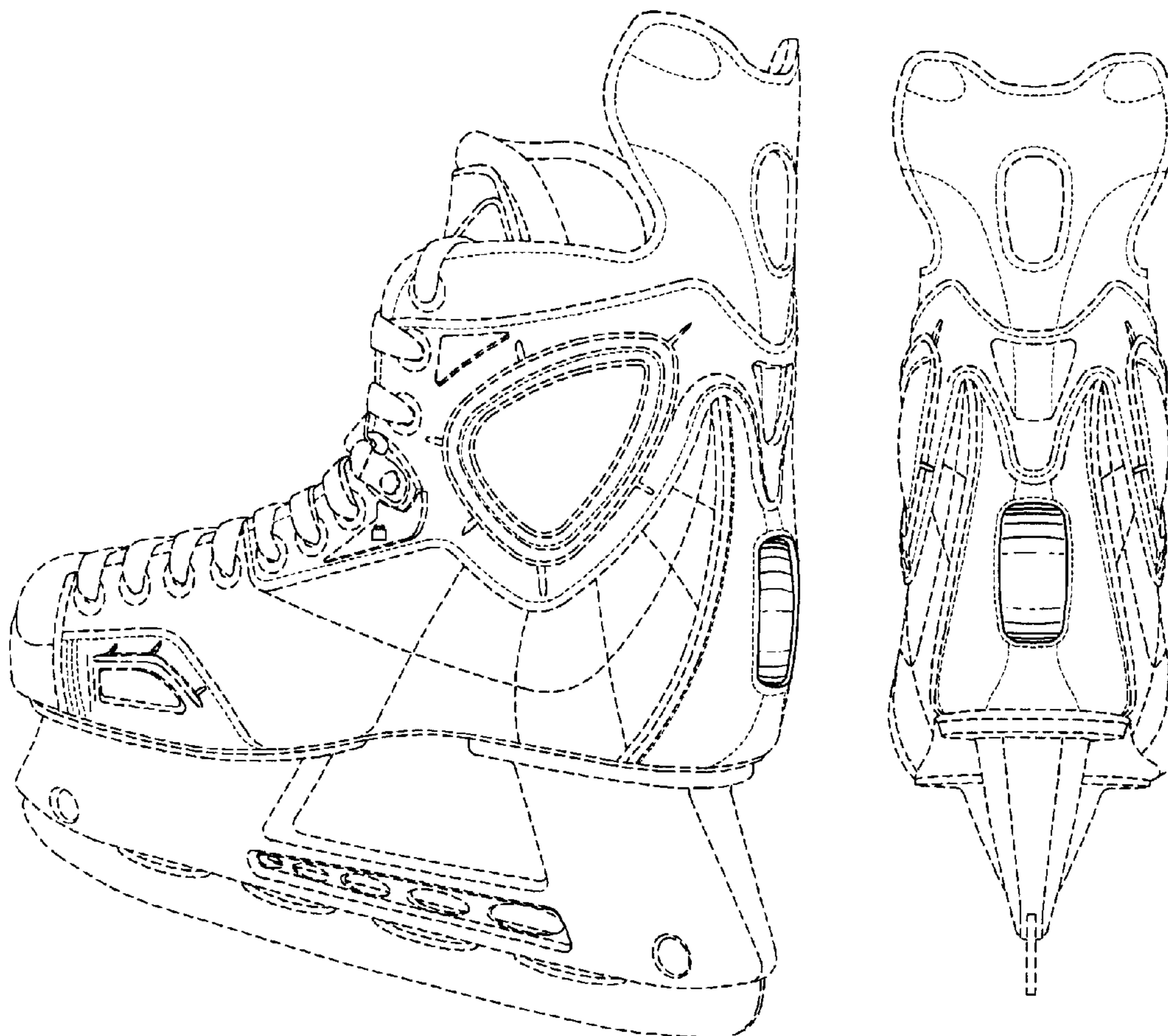
(56) **References Cited**

U.S. PATENT DOCUMENTS

- 4,655,465 A * 4/1987 Schaeffer 280/11.12
- D343,499 S * 1/1994 Diaz D2/972
- D365,923 S * 1/1996 Crowley D2/974
- D371,672 S * 7/1996 Hoshizaki et al. D2/904
- D395,347 S * 6/1998 von Conta et al. D2/972

FIG. 1 is a perspective view of the skate jewel showing our new design;
FIG. 2 is a right side elevation view thereof;
FIG. 3 is a left side elevation view thereof;
FIG. 4 is a front elevation view thereof;
FIG. 5 is a top plan view thereof;
FIG. 6 is a rear elevation view thereof; and,
FIG. 7 is a bottom plan view thereof.

1 Claim, 7 Drawing Sheets






Fig. 1



Fig. 2



Fig. 3

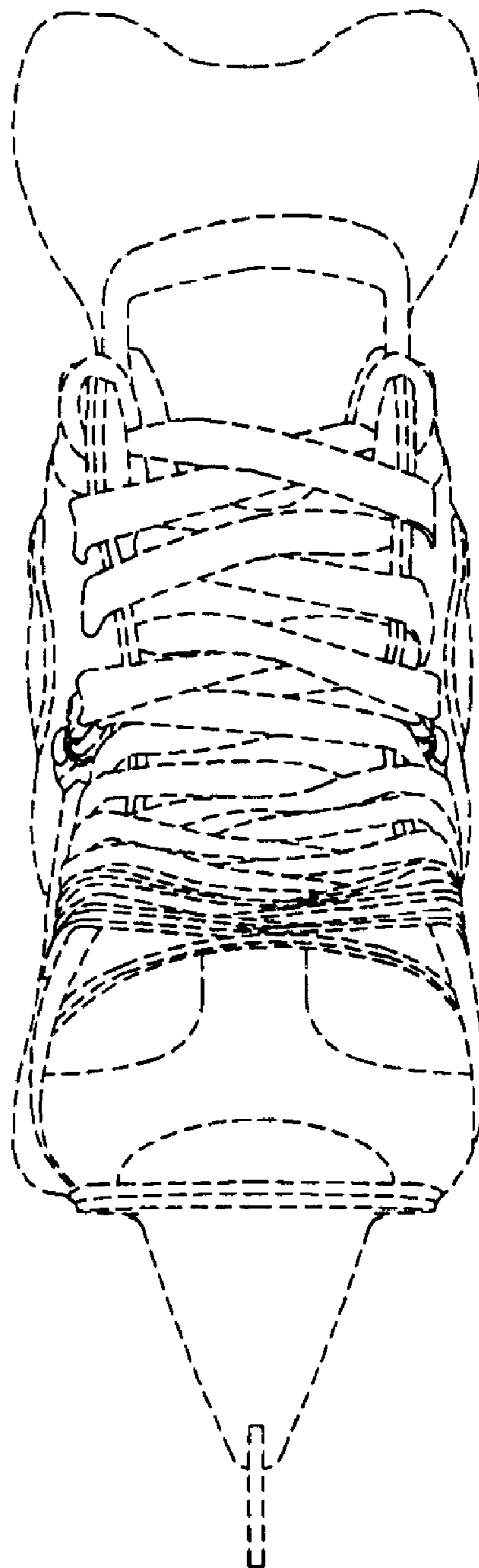


Fig. 4

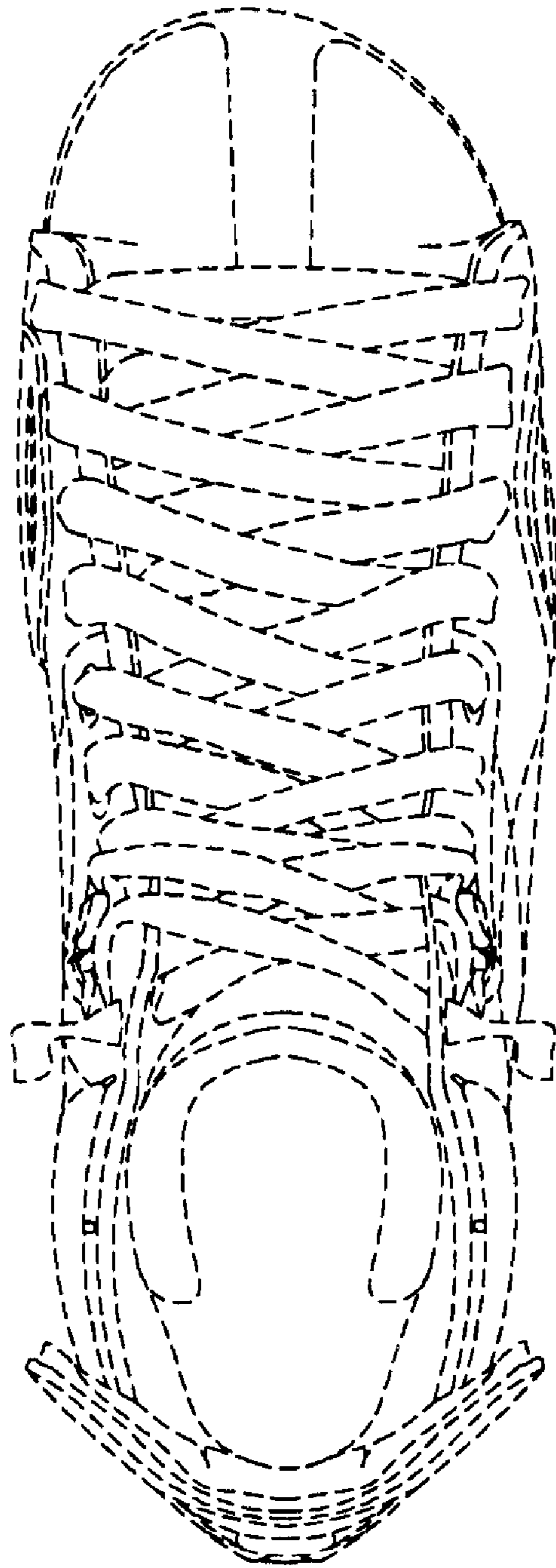


Fig. 5

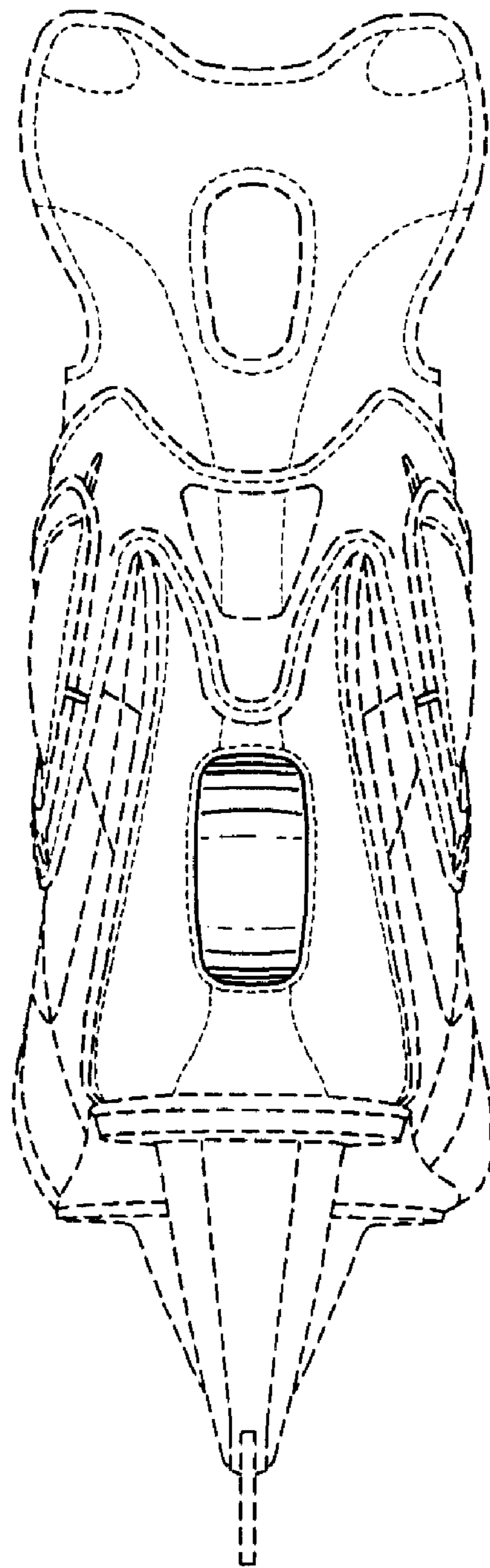


Fig. 6

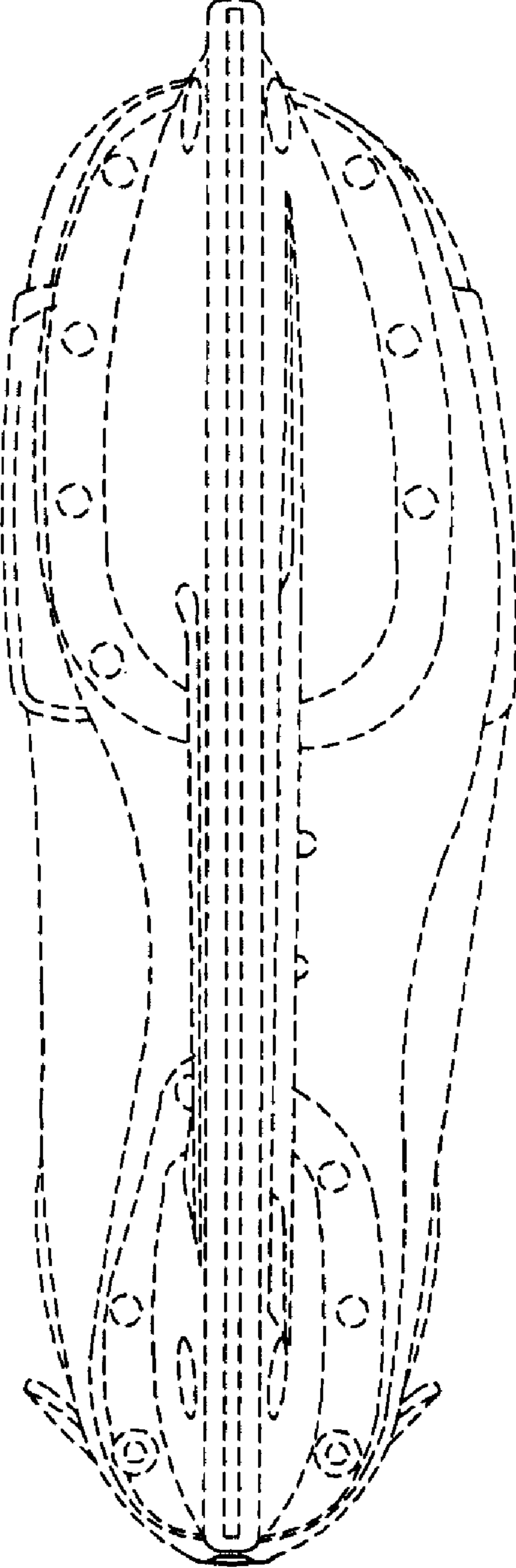


Fig. 7