



US00D534700S

(12) **United States Design Patent**
Sellers et al.

(10) **Patent No.:** **US D534,700 S**
(45) **Date of Patent:** **** Jan. 2, 2007**

(54) **SPONGE HOLDER**

FOREIGN PATENT DOCUMENTS

(76) Inventors: **Kathleen R. Sellers**, 3594 S. Ocean Blvd., #301, Highland Beach, FL (US) 33487; **Robert Z. Szabo**, 806 Cypress Grove La., Apt. #206, Pompano Beach, FL (US) 33069

FR 2446104 A * 9/1980

* cited by examiner

(**) Term: **14 Years**

Primary Examiner—Stella Reid
Assistant Examiner—Lavone D. Tabor
(74) *Attorney, Agent, or Firm*—Malin, Haley & DiMaggio, P.A.

(21) Appl. No.: **29/206,009**

(57) **CLAIM**

(22) Filed: **May 24, 2004**

The ornamental design for a sponge holder, as shown and described.

(51) **LOC (8) Cl.** **07-05**

(52) **U.S. Cl.** **D32/55**

(58) **Field of Classification Search** D32/35,
D32/55; D6/512, 524, 532, 536; 4/637, 656;
206/77.1; 211/85.12

DESCRIPTION

See application file for complete search history.

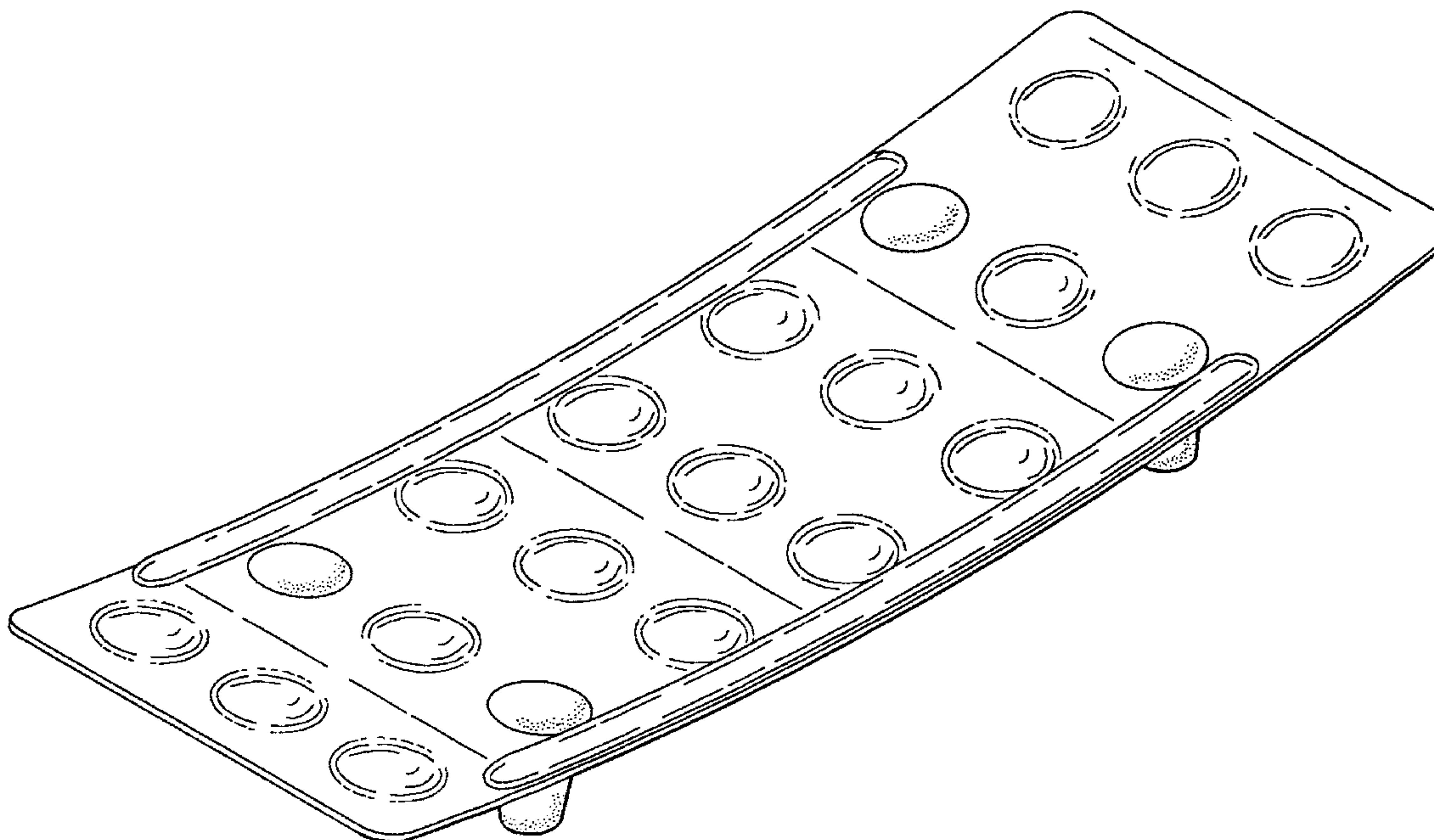
FIG. 1 is a perspective view of the sponge holder showing the new design;
FIG. 2 is a front elevational view thereof; the back elevational view is identical;
FIG. 3 is a top planview thereof;
FIG. 4 is a bottom plan view thereof; and,
FIG. 5 is a left side elevational view thereof; the right side elevational view is identical.

(56) **References Cited**

U.S. PATENT DOCUMENTS

D212,335 S * 10/1968 Schwartz D6/536
D224,133 S * 7/1972 Swett D32/55

1 Claim, 3 Drawing Sheets



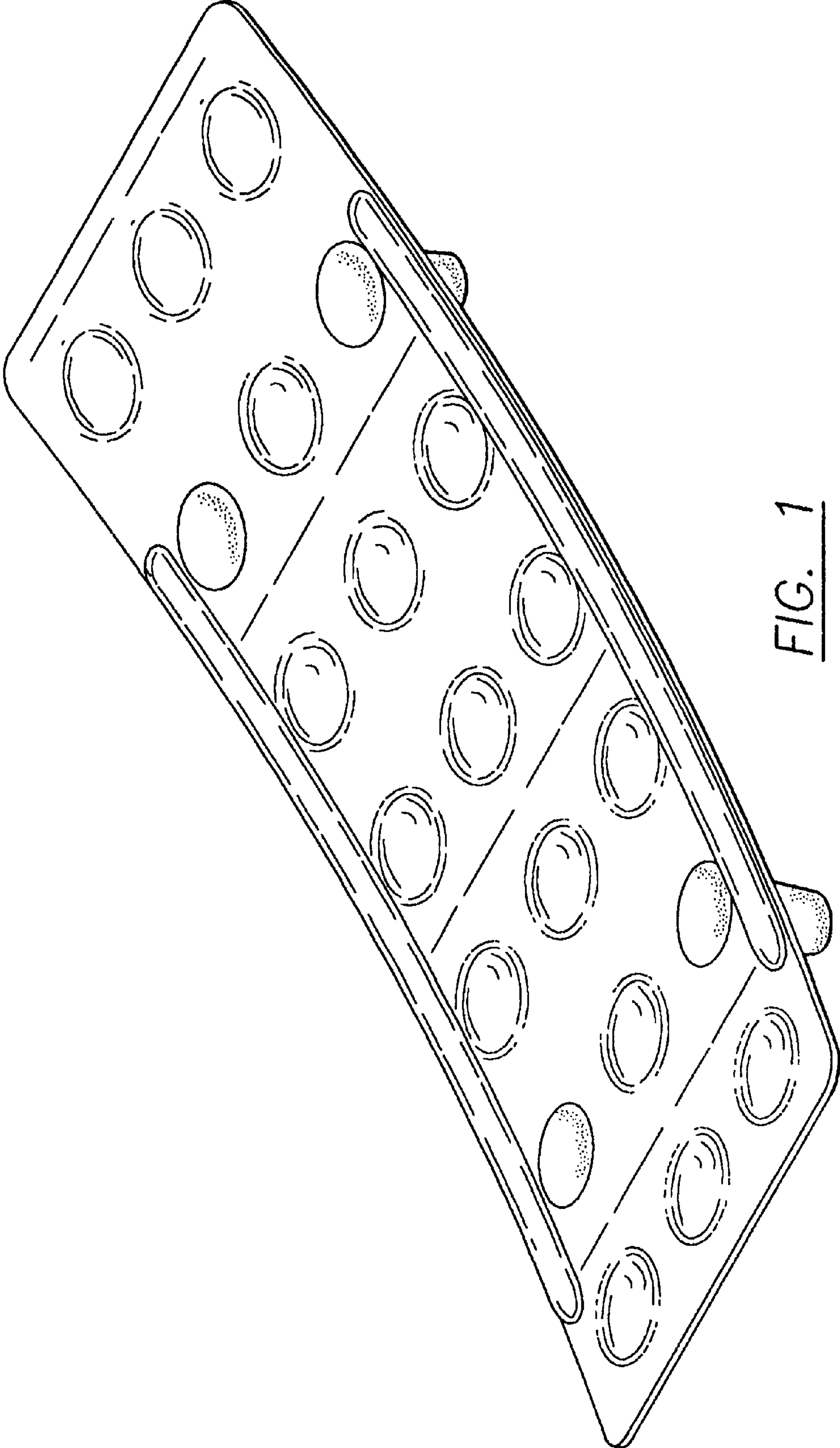


FIG. 1

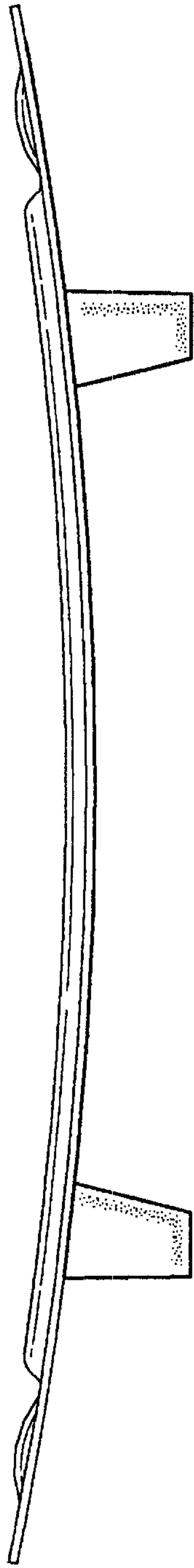


FIG. 2

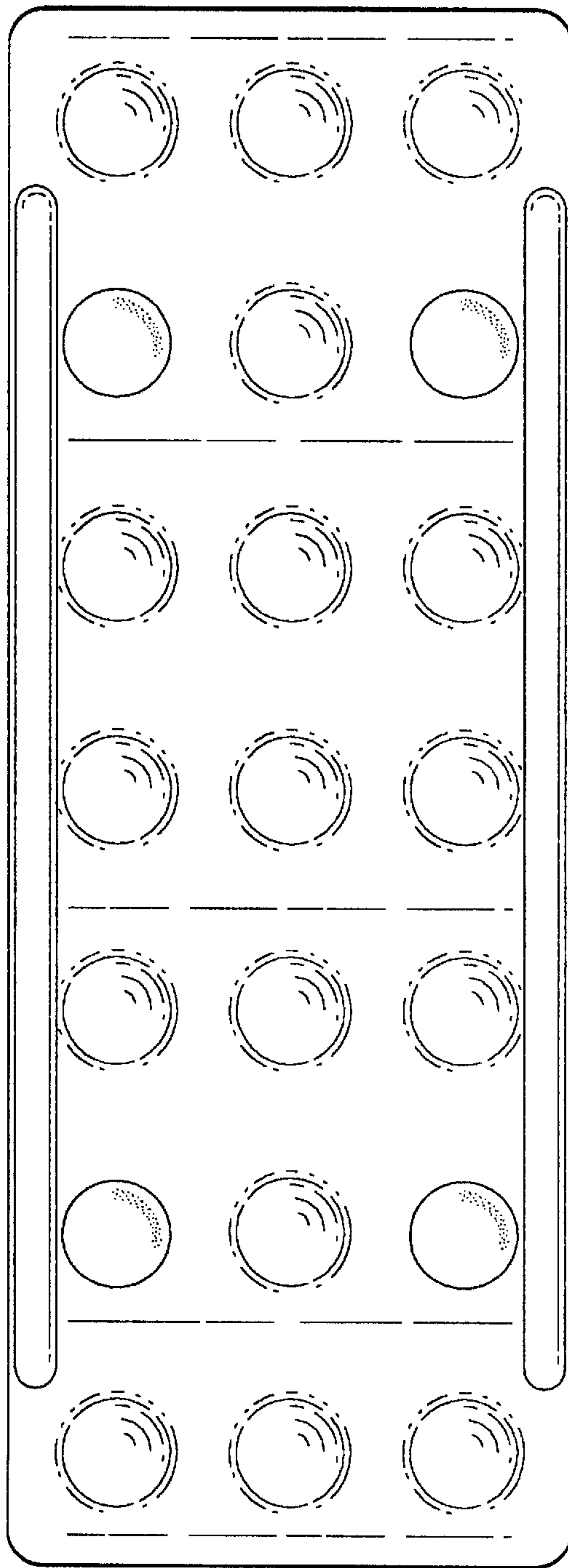


FIG. 3

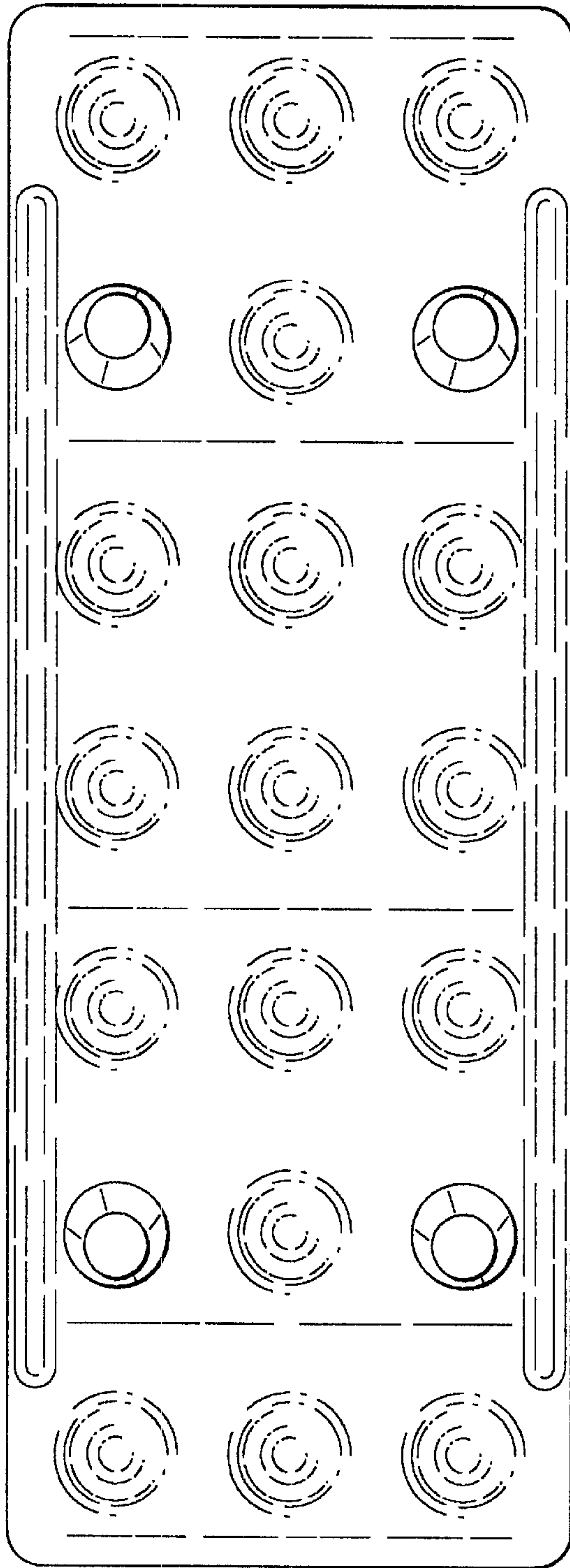


FIG. 4




FIG. 5