



US00D534691S

(12) **United States Design Patent**
Chen

(10) **Patent No.:** **US D534,691 S**

(45) **Date of Patent:** **** Jan. 2, 2007**

(54) **SHELL OF HELMET**

(75) Inventor: **Ming-Chang Chen**, Tainan Hsien (TW)

(73) Assignee: **Co-Union Industry Co., Ltd.**, Tainan Hsien (TW)

(**) Term: **14 Years**

(21) Appl. No.: **29/241,822**

(22) Filed: **Nov. 2, 2005**

(51) **LOC (8) Cl.** **29-02**

(52) **U.S. Cl.** **D29/102**

(58) **Field of Classification Search** D29/102-109,
D29/111-112, 122; 2/5, 6.1-6.3, 6.5-6.8,
2/9, 410-415, 421-425, 427-428, 435, 468,
2/205-206, 172-173, 209

See application file for complete search history.

(56) **References Cited**

U.S. PATENT DOCUMENTS

D372,559 S	*	8/1996	Murakami	D29/102
D427,727 S	*	7/2000	Ho	D29/102
D437,092 S	*	1/2001	Ho	D29/102
D453,975 S	*	2/2002	Ho	D29/102

D481,172 S	*	10/2003	Ho	D29/102
D482,501 S	*	11/2003	Ho	D29/102
D495,835 S	*	9/2004	Ho	D29/102
D507,381 S	*	7/2005	Garneau	D29/102
D516,751 S	*	3/2006	Ho	D29/102
D516,752 S	*	3/2006	Ho	D29/102
D517,739 S	*	3/2006	Ho	D29/102

* cited by examiner

Primary Examiner—Ruth McInroy

(74) *Attorney, Agent, or Firm*—Bacon & Thomas, PLLC

(57) **CLAIM**

The ornamental design for a shell of helmet, as shown and described.

DESCRIPTION

FIG. 1 is a perspective view of a shell of helmet showing my design;

FIG. 2 is a front elevational view thereof;

FIG. 3 is a rear elevational view thereof;

FIG. 4 is a left side elevational view thereof;

FIG. 5 is a right side elevational view thereof;

FIG. 6 is a top plan view thereof; and,

FIG. 7 is a bottom plan view.

1 Claim, 4 Drawing Sheets






FIG. 1




FIG. 2




FIG. 3




FIG. 4




FIG. 5




FIG. 6




FIG. 7