



US00D534688S

(12) **United States Design Patent**
Provost et al.

(10) **Patent No.:** **US D534,688 S**

(45) **Date of Patent:** **** Jan. 2, 2007**

(54) **RAZOR HANDLE**

(75) Inventors: **Craig Provost**, South Boston, MA
(US); **Michael J. Gray**, Duxbury, MA
(US)

(73) Assignee: **The Gillette Company**, Boston, MA
(US)

(**) Term: **14 Years**

(21) Appl. No.: **29/228,673**

(22) Filed: **Apr. 27, 2005**

(51) **LOC (8) Cl.** **28-03**

(52) **U.S. Cl.** **D28/48**

(58) **Field of Classification Search** 30/32,
30/34.05, 34.1, 34.2, 40-41, 41.5, 41.8, 44-51,
30/57, 526, 527, 530-533, 346.5; D28/44,
D28/44.1, 45-48

See application file for complete search history.

(56) **References Cited**

U.S. PATENT DOCUMENTS

D403,114 S * 12/1998 Shurtleff D28/48
D416,108 S * 11/1999 Shurtleff et al. D28/46
6,029,354 A * 2/2000 Apprille et al. 30/47

6,418,623 B1 * 7/2002 Marcarelli 30/50
D478,687 S * 8/2003 Provost D28/48
D495,828 S * 9/2004 Ham et al. D28/48
2005/0039338 A1 * 2/2005 King et al. 30/346.5
2005/0198841 A1 * 9/2005 Worrick 30/527

* cited by examiner

Primary Examiner—Jennifer Rivard

(74) *Attorney, Agent, or Firm*—Donal B. Tobin

(57) **CLAIM**

The ornamental design for a razor handle, as shown and described.

DESCRIPTION

FIG. 1 is a top perspective view of a razor showing my new design;

FIG. 2 is a top plan view thereof;

FIG. 3 is a right side elevational view, the left side elevational view being a mirror image thereof;

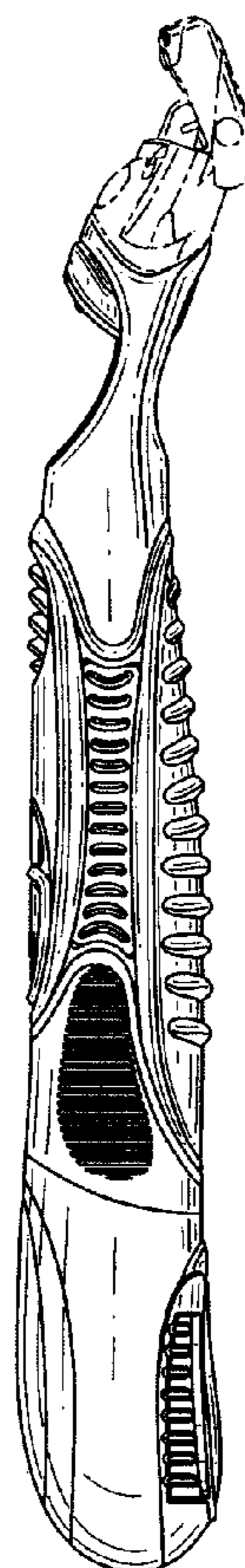
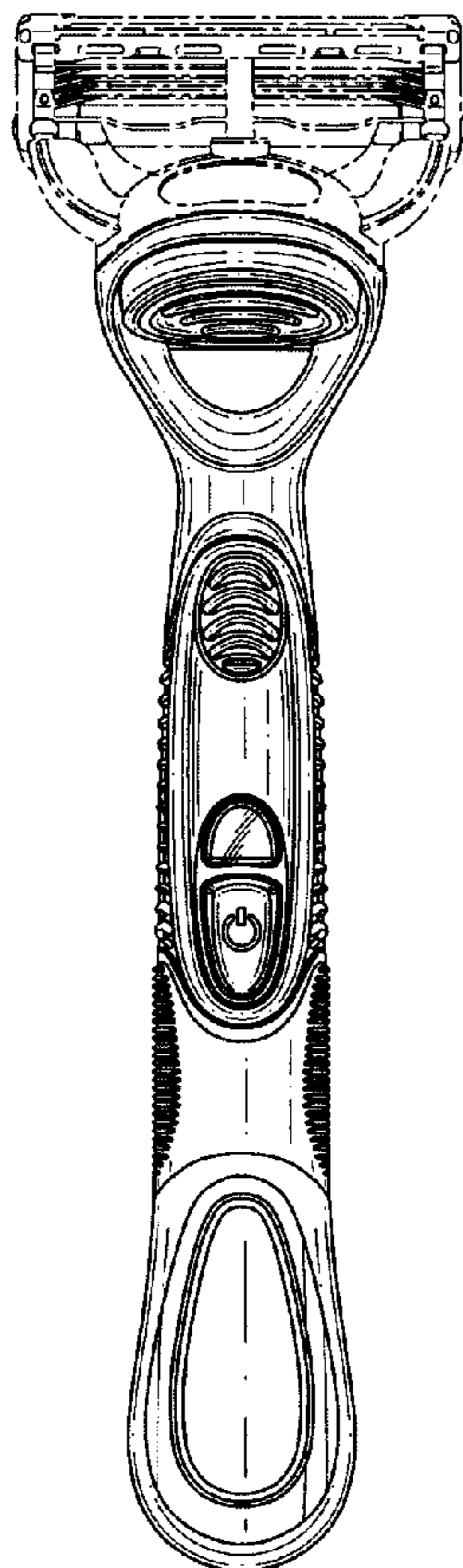
FIG. 4 is a bottom plan view thereof;

FIG. 5 is a front elevation view thereof; and,

FIG. 6 is a rear elevation view thereof.

The broken lines showing the razor cartridge are for illustrative purposes only and form no part of the claimed design.

1 Claim, 4 Drawing Sheets



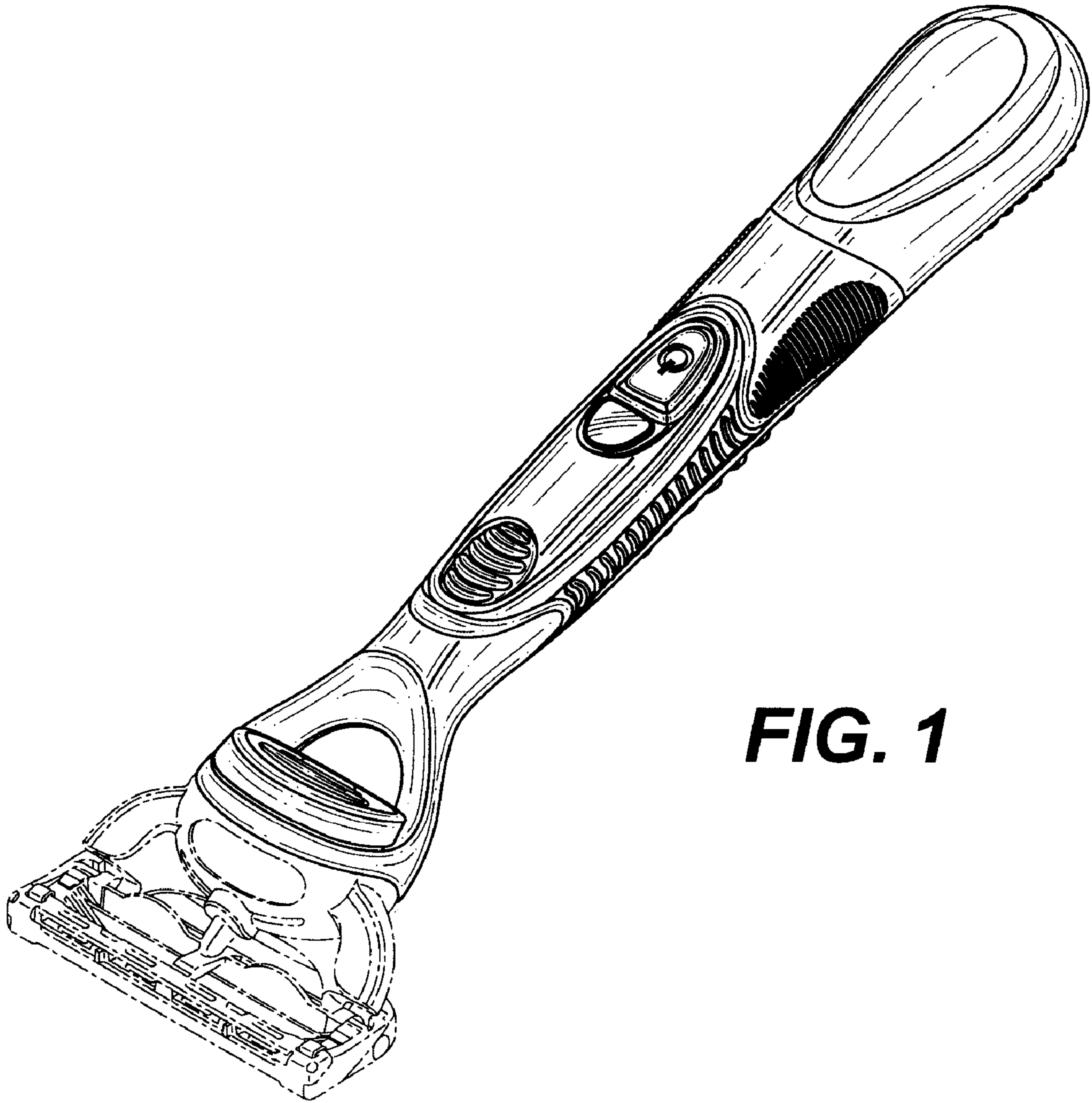


FIG. 1

FIG. 2

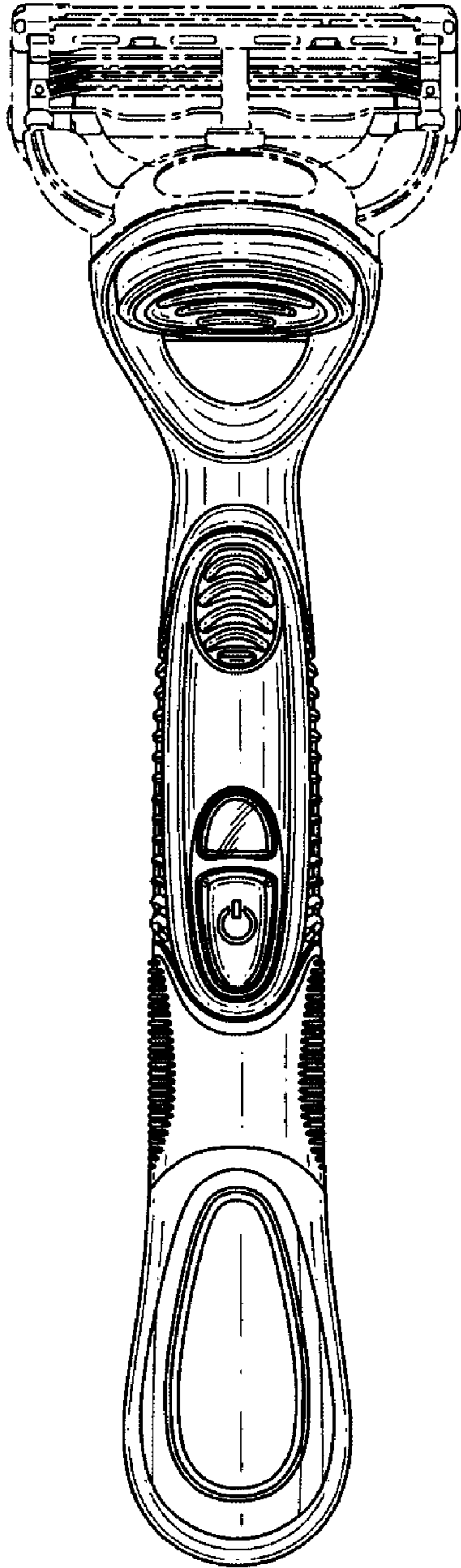


FIG. 3

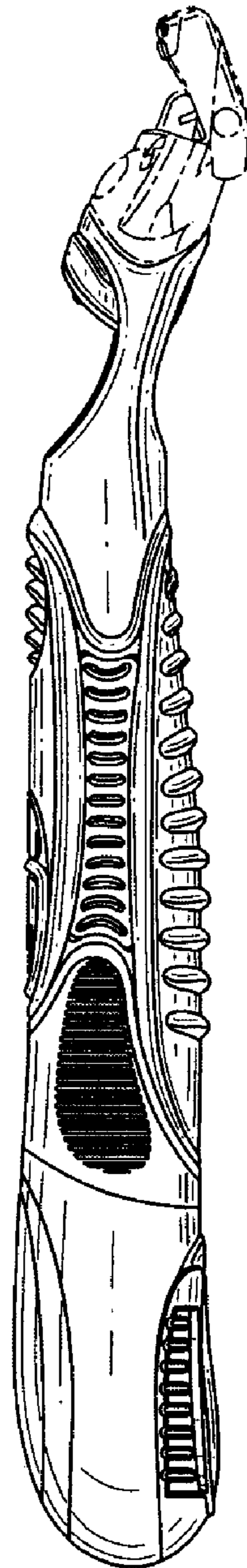


FIG. 4

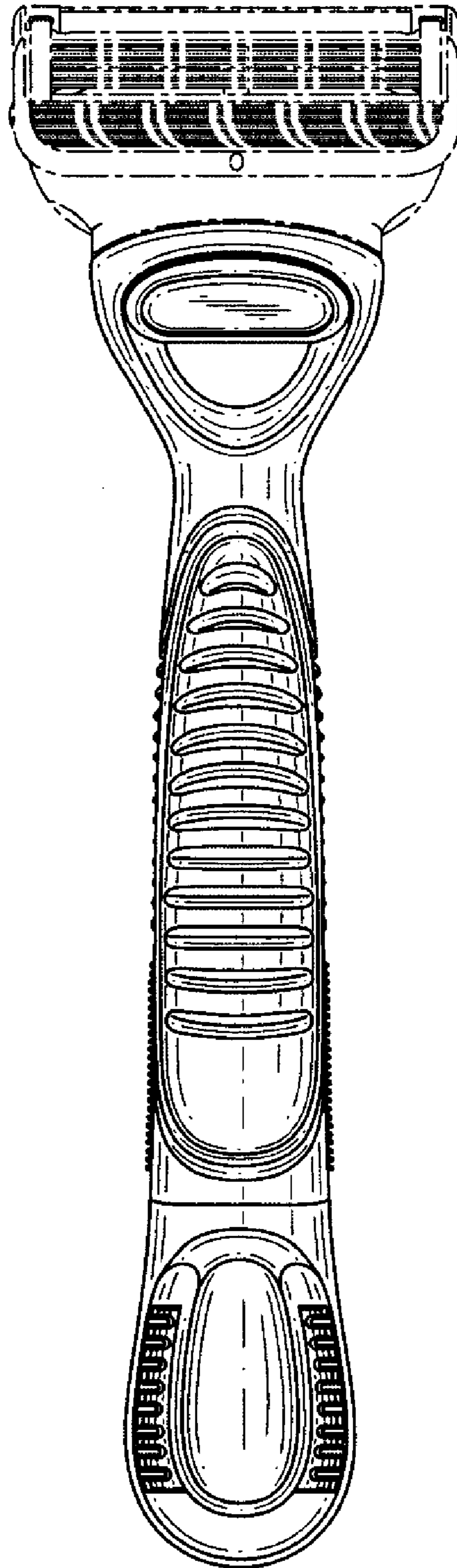


FIG. 5

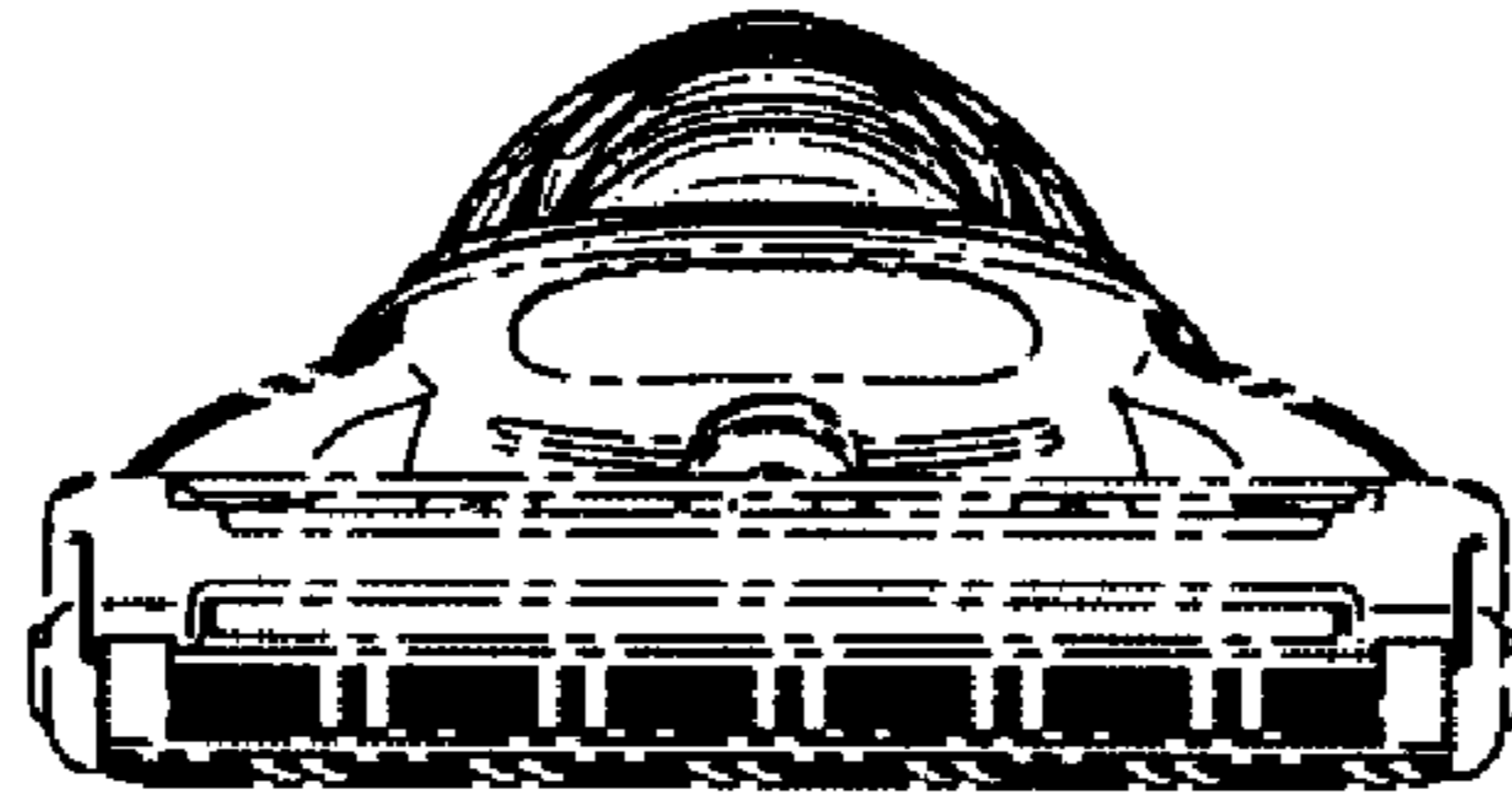


FIG. 6

