



US00D534676S

(12) **United States Design Patent**  
**Chen**

(10) **Patent No.:** **US D534,676 S**

(45) **Date of Patent:** **\*\* Jan. 2, 2007**

(54) **WALL LAMP**

(76) **Inventor:** **Chia-Teh Chen**, 5Fl., No. 30, Yi Shian Rd., Taipei (TW)

(\*\*) **Term:** **14 Years**

(21) **Appl. No.:** **29/243,338**

(22) **Filed:** **Nov. 22, 2005**

(51) **LOC (8) Cl.** ..... **26-03**

(52) **U.S. Cl.** ..... **D26/87; D26/92**

(58) **Field of Classification Search** ..... D26/72,  
D26/85-92, 138, 145, 155; 362/147, 404-408,  
362/432

See application file for complete search history.

(56) **References Cited**

**U.S. PATENT DOCUMENTS**

- D62,887 S \* 8/1923 Dahl ..... D26/87
- D73,618 S \* 10/1927 Miller ..... D26/87
- 1,662,136 A \* 3/1928 Stevens ..... 362/367

- D76,062 S \* 8/1928 Shortt ..... D26/87
- D367,724 S \* 3/1996 Porter ..... D26/87
- D513,337 S \* 12/2005 Burke ..... D26/85

\* cited by examiner

*Primary Examiner*—Clare E Heflin

(74) *Attorney, Agent, or Firm*—Charles E. Baxley

(57) **CLAIM**

The ornamental design for a wall lamp, as shown and described.

**DESCRIPTION**

FIG. 1 is a perspective view of a wall lamp showing my new design;

FIG. 2 is a front elevational view thereof;

FIG. 3 is a rear elevational view thereof;


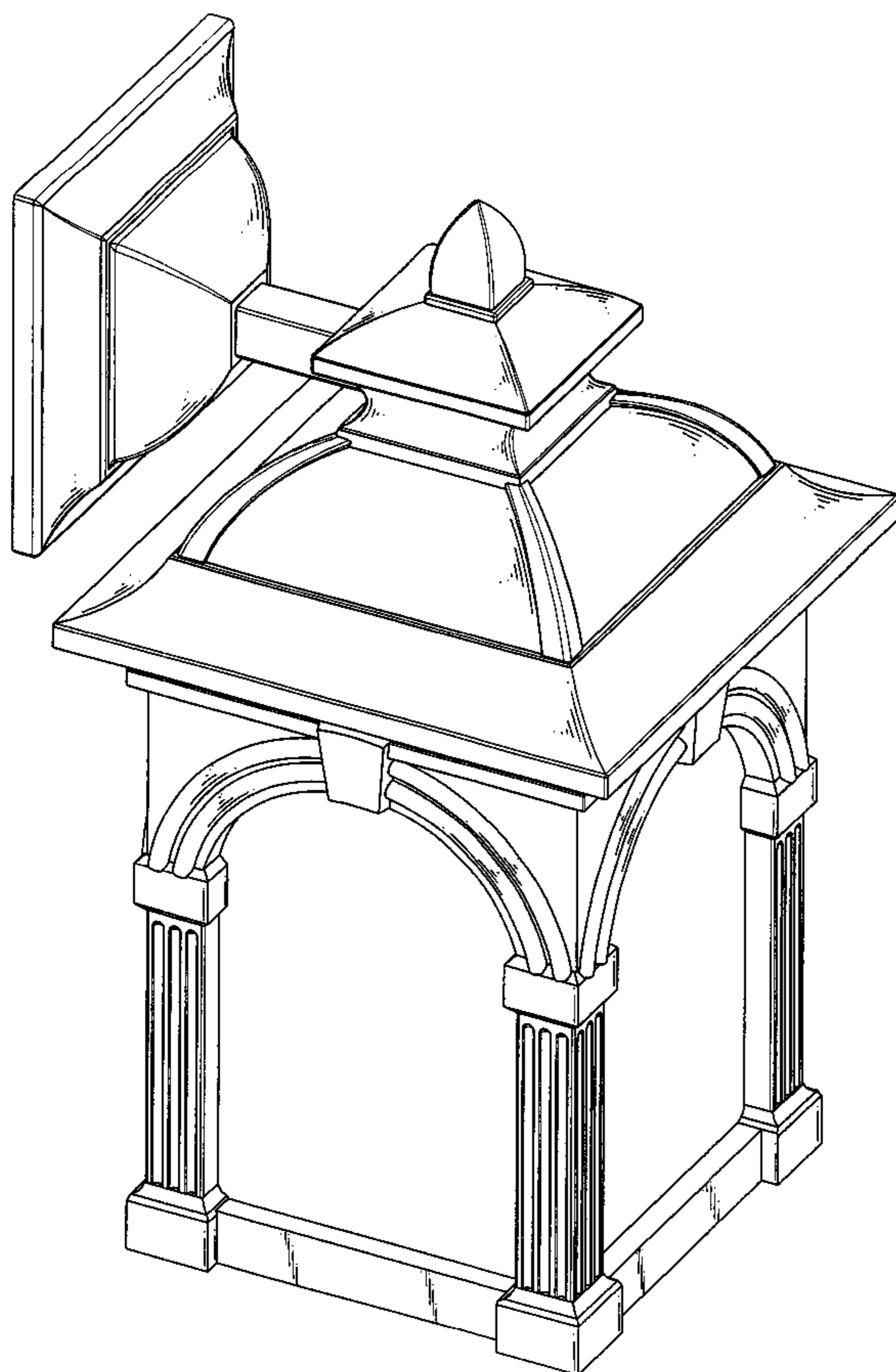
FIG. 4 is a left side elevational view thereof;

FIG. 5 is a right side elevational view thereof;

FIG. 6 is a top plan view thereof; and,

FIG. 7 is a bottom plan view to that shown.

**1 Claim, 7 Drawing Sheets**



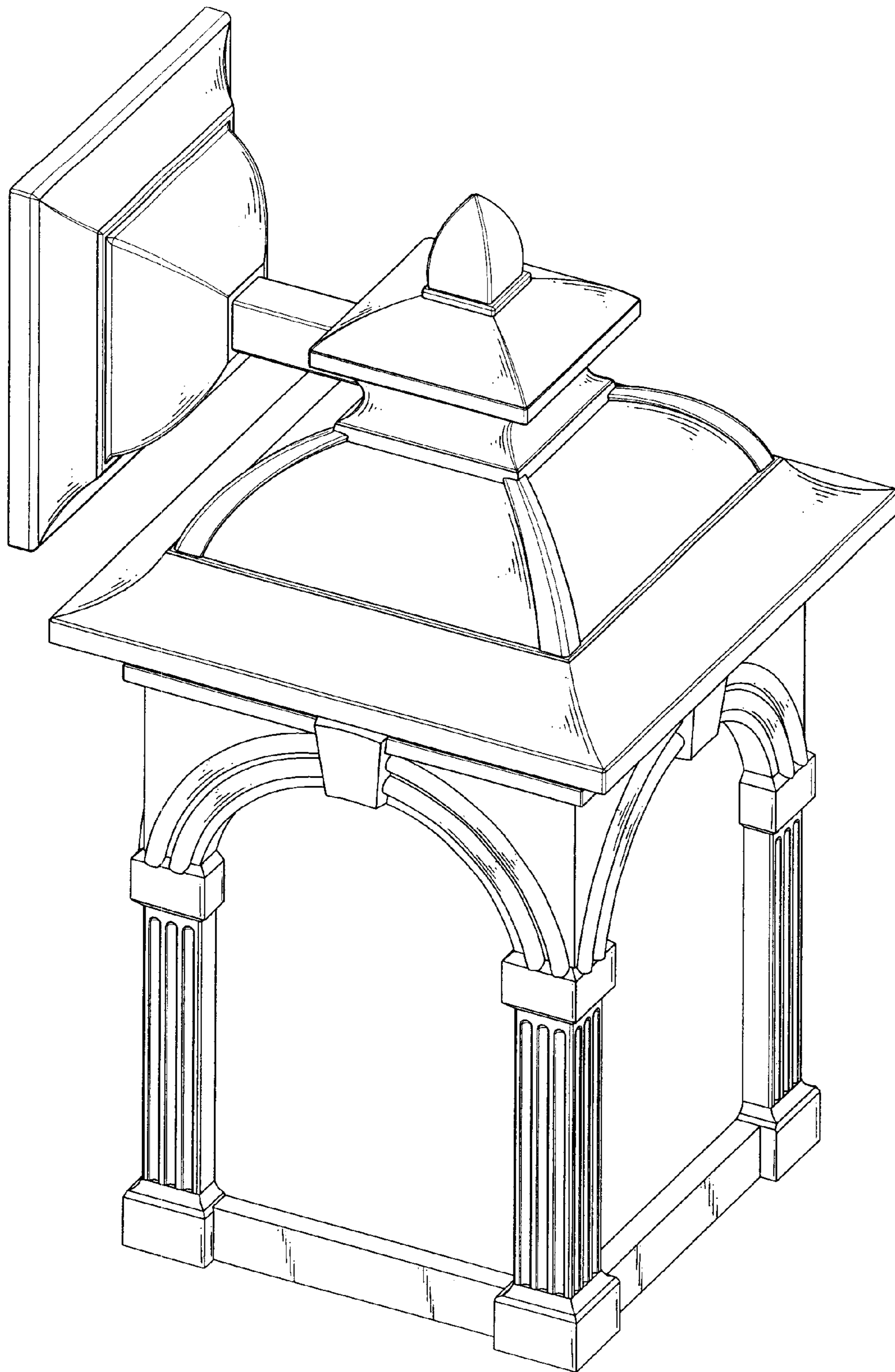


FIG. 1




FIG. 2




FIG. 3




FIG. 4




FIG. 5

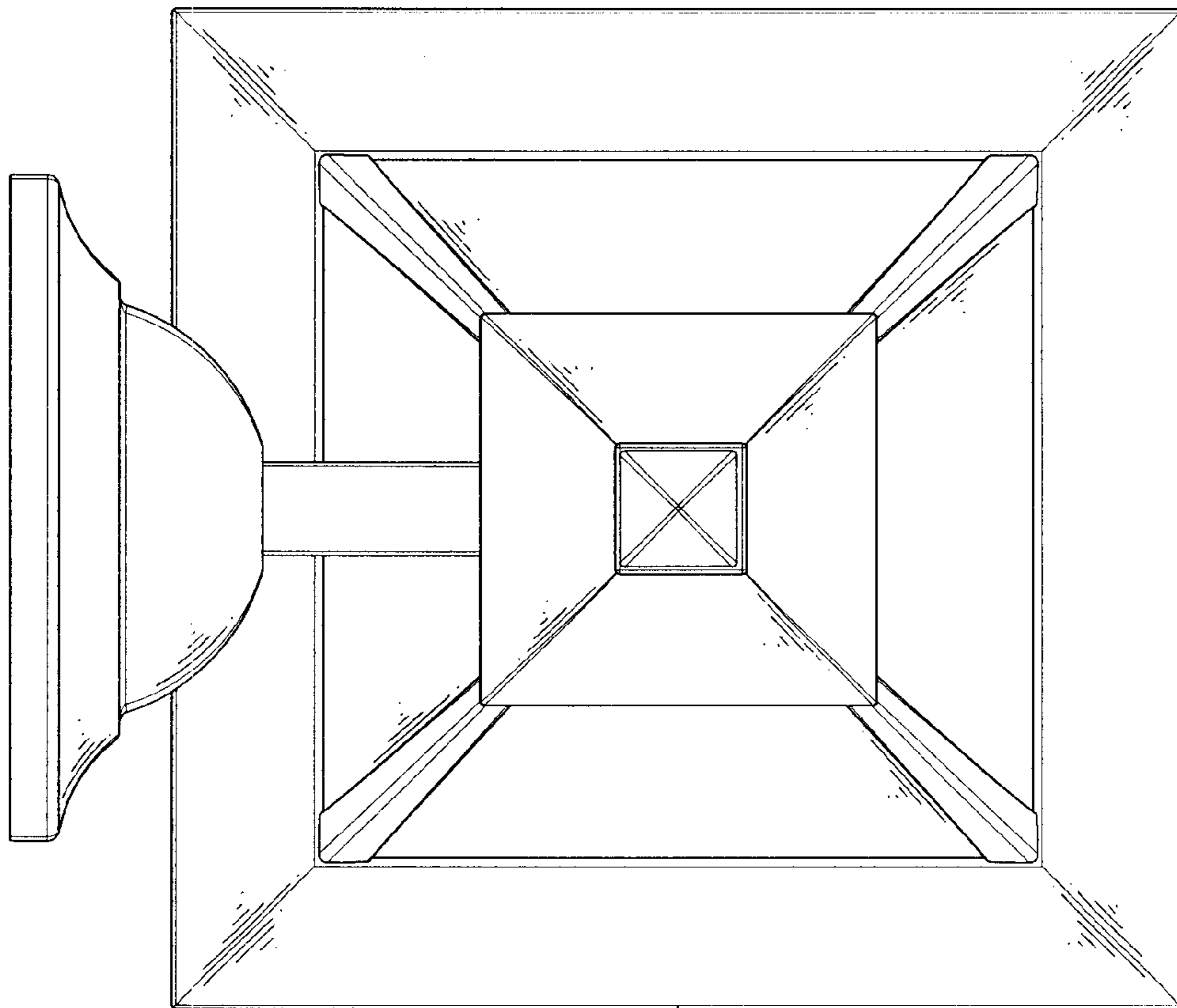


FIG. 6

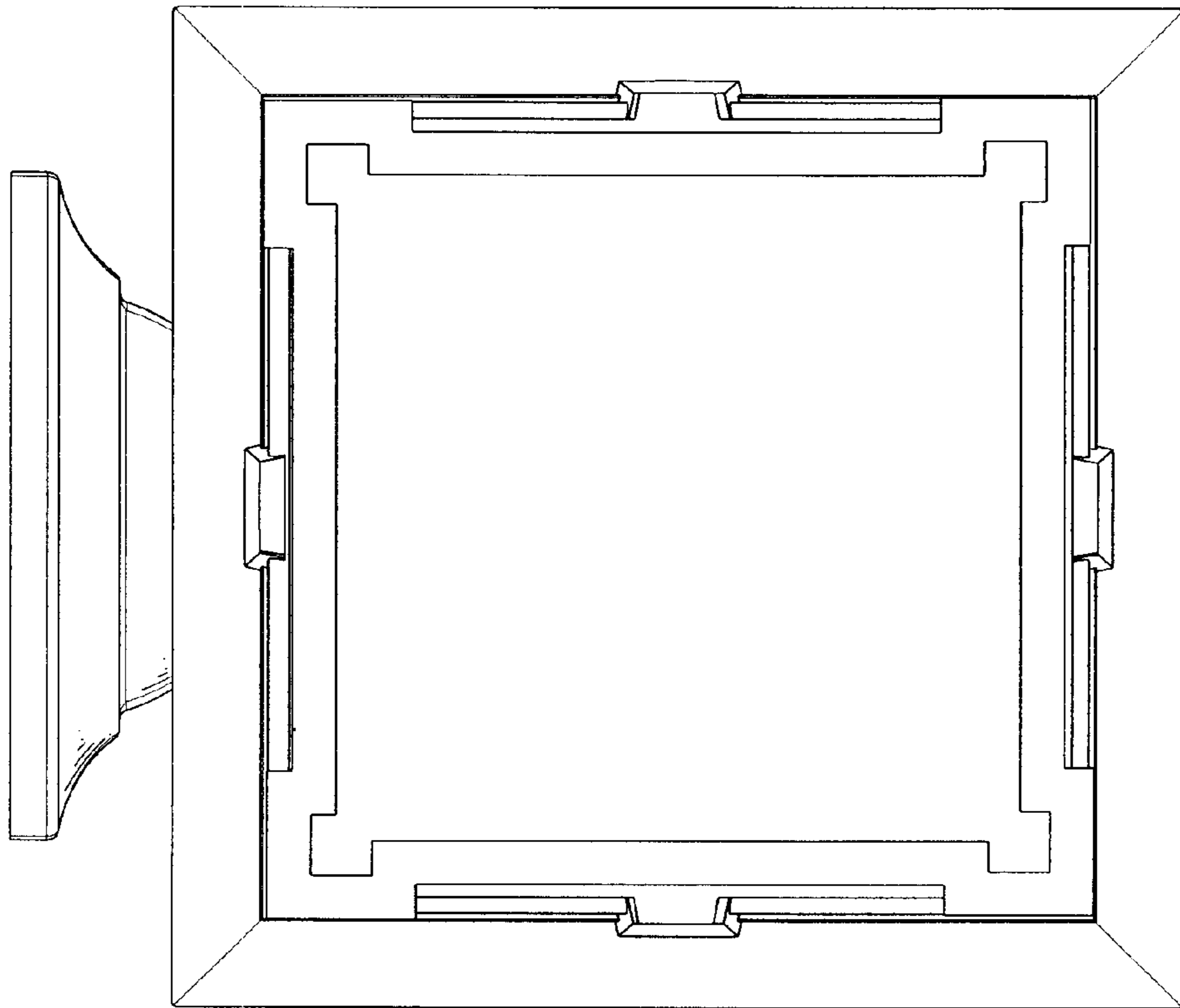


FIG. 7