



US00D534660S

(12) **United States Design Patent**
Lynch

(10) **Patent No.:** **US D534,660 S**

(45) **Date of Patent:** **** Jan. 2, 2007**

(54) **DOOR FACING**

(75) Inventor: **Steven K. Lynch**, St. Charles, IL (US)

(73) Assignee: **Masonite Corporation**, Tampa, FL (US)

(**) Term: **14 Years**

(21) Appl. No.: **29/221,219**

(22) Filed: **Jan. 13, 2005**

(51) **LOC (8) Cl.** **25-02**

(52) **U.S. Cl.** **D25/48; D25/138**

(58) **Field of Classification Search** D25/48,
D25/138; 52/455, 474, 630, 783.1, 782.1,
52/783.12, 762, 784.1, 764, 457, 458, 475.1,
52/777, 778, 779, 483.1; 49/504, 501; 428/45
See application file for complete search history.

(56) **References Cited**

U.S. PATENT DOCUMENTS

934,530 A * 9/1909 Holzer 49/456
D370,269 S * 5/1996 Schafernak D25/48

D389,922 S * 1/1998 Lee D25/53
6,615,558 B1 * 9/2003 Libby et al. 52/455
D495,061 S * 8/2004 Lynch et al. D25/48

* cited by examiner

Primary Examiner—Doris Clark

(74) *Attorney, Agent, or Firm*—Berenato, White & Stavish

(57) **CLAIM**

The ornamental design for a door facing, as shown and described.

DESCRIPTION

FIG. 1 is a front elevational view of my design, with the rear being a mirror image thereof;

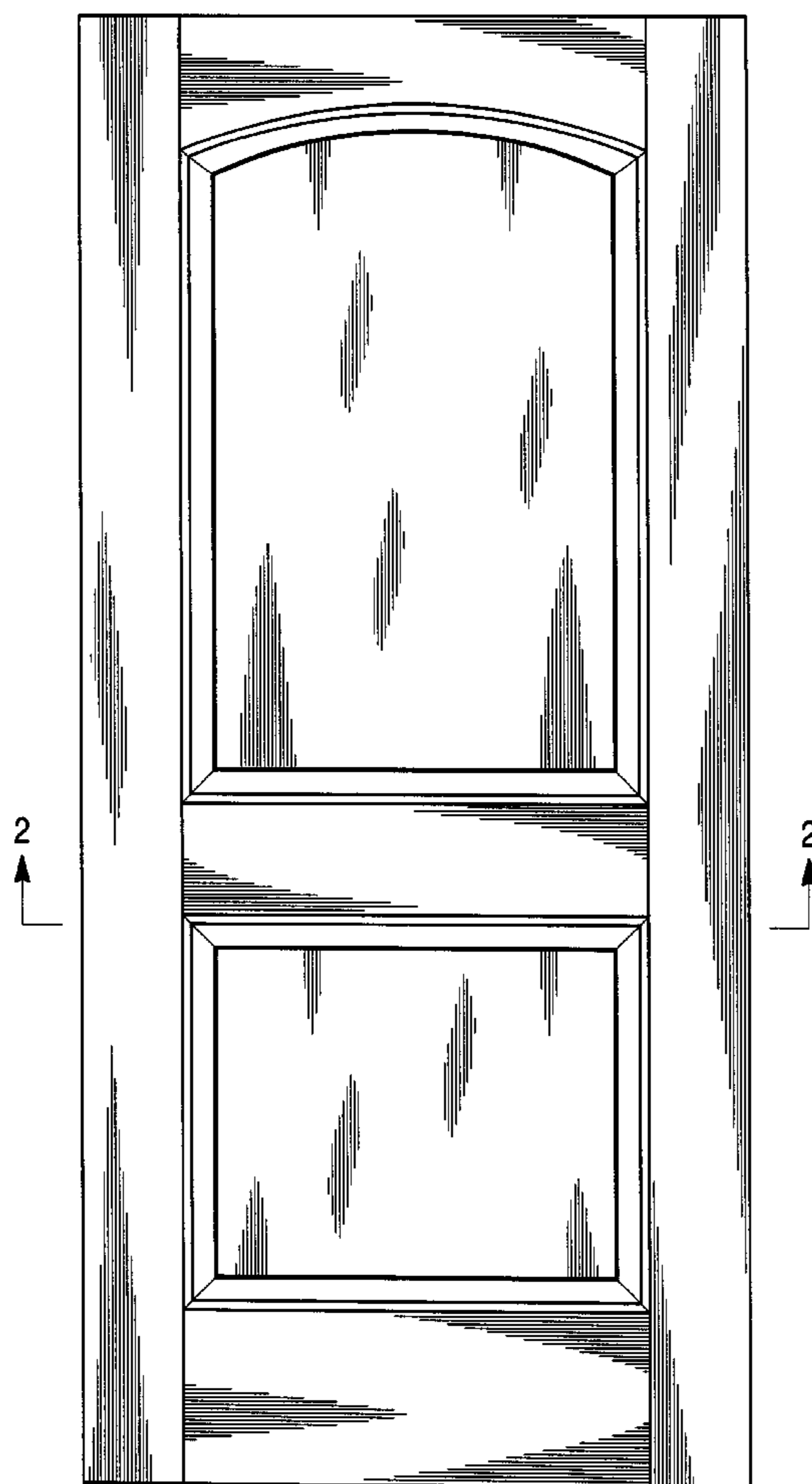
FIG. 2 is a cross sectional view taken along the line 2—2 and viewed in the direction of the arrows;

FIG. 3 is an enlarged fragmentary cross sectional view, taken from the left end of FIG. 2;

FIG. 4 is a cross sectional view taken along the line 4—4 of FIG. 5 and viewed in the direction of the arrows; and,

FIG. 5 is a front elevational view.

1 Claim, 4 Drawing Sheets






Fig. 1

Fig. 2




Fig. 3





Fig. 4




Fig. 5