



US00D534638S

(12) **United States Design Patent**
Ryu et al.

(10) **Patent No.:** **US D534,638 S**

(45) **Date of Patent:** **** Jan. 2, 2007**

(54) **AIR CONDITIONER**

(75) Inventors: **Joo Hee Ryu**, Goyang-si (KR); **Su Young Jung**, Seoul (KR)

(73) Assignee: **Samsung Electronics Co., Ltd.** (KR)

(**) Term: **14 Years**

(21) Appl. No.: **29/255,729**

(22) Filed: **Mar. 9, 2006**

(51) **LOC (8) Cl.** **23-04**

(52) **U.S. Cl.** **D23/353**

(58) **Field of Classification Search** D23/351-354;
62/262, 259.1; 312/236; 454/204

See application file for complete search history.

(56) **References Cited**

U.S. PATENT DOCUMENTS

D372,767 S	*	8/1996	Borges	D23/354
D415,830 S	*	10/1999	Kawata	D23/353
D442,681 S	*	5/2001	Kishita et al.	D23/353
D465,017 S	*	10/2002	Choi	D23/353
D495,408 S	*	8/2004	Song	D23/353
D523,944 S	*	6/2006	Oh et al.	D23/353
D524,431 S	*	7/2006	Oh et al.	D23/353

D524,432 S * 7/2006 Oh et al. D23/353

* cited by examiner

Primary Examiner—Brian N Vinson

(74) *Attorney, Agent, or Firm*—Irving Keschner

(57) **CLAIM**

The ornamental design for air conditioner, as shown.

DESCRIPTION

FIG. 1 is a perspective view of the ornamental design of the present invention;

FIG. 2 is a front elevational view of the ornamental design of the present invention;

FIG. 3 is a rear elevational view of the ornamental design of the present invention;

FIG. 4 is a left side elevational view of the ornamental design of the present invention;

FIG. 5 is a right side elevational view of the ornamental design of the present invention;

FIG. 6 is a top plan view of the ornamental design of the present invention; and,

FIG. 7 is a bottom view of the ornamental design of the present invention.

1 Claim, 3 Drawing Sheets

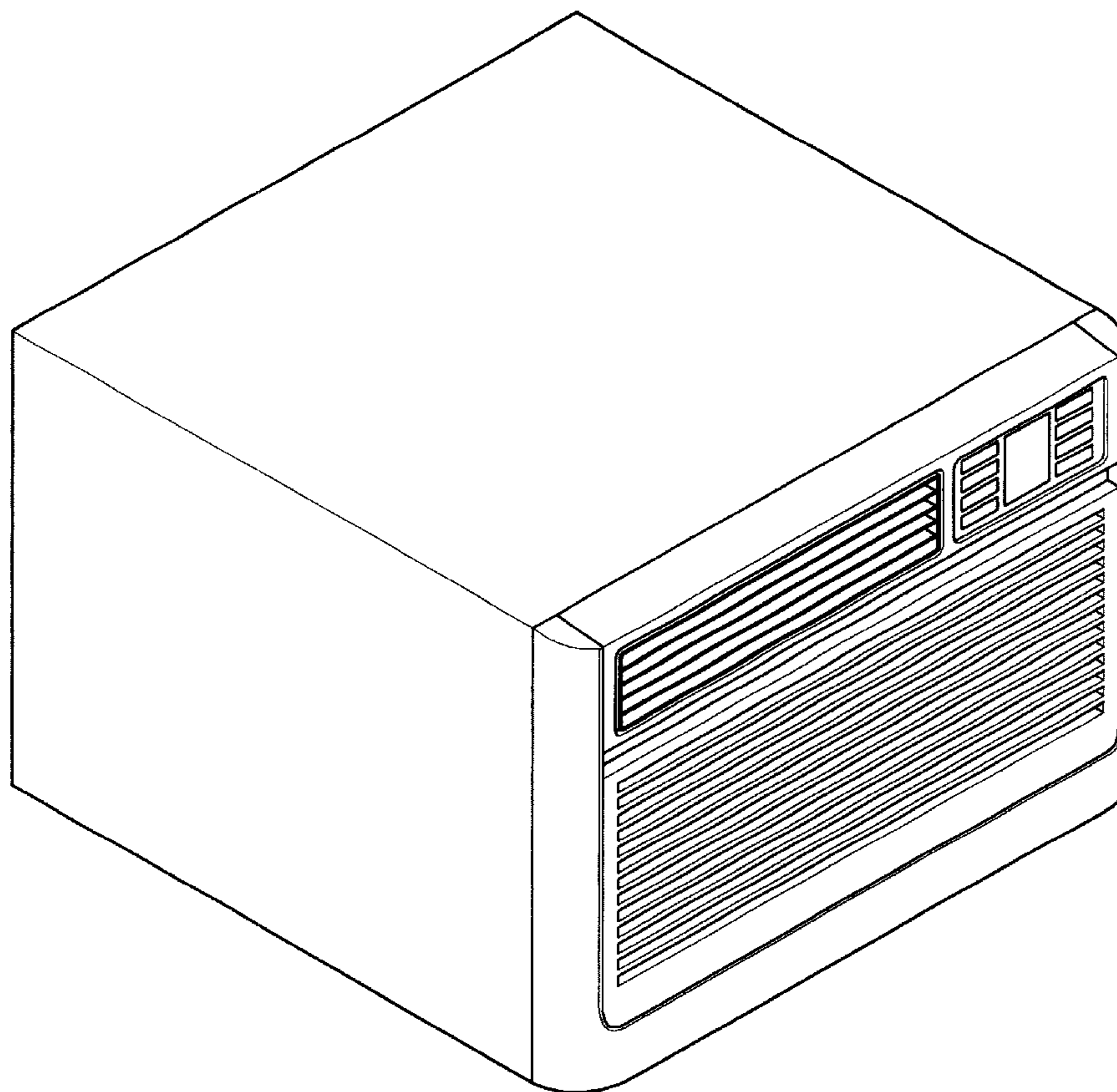


Fig. 1

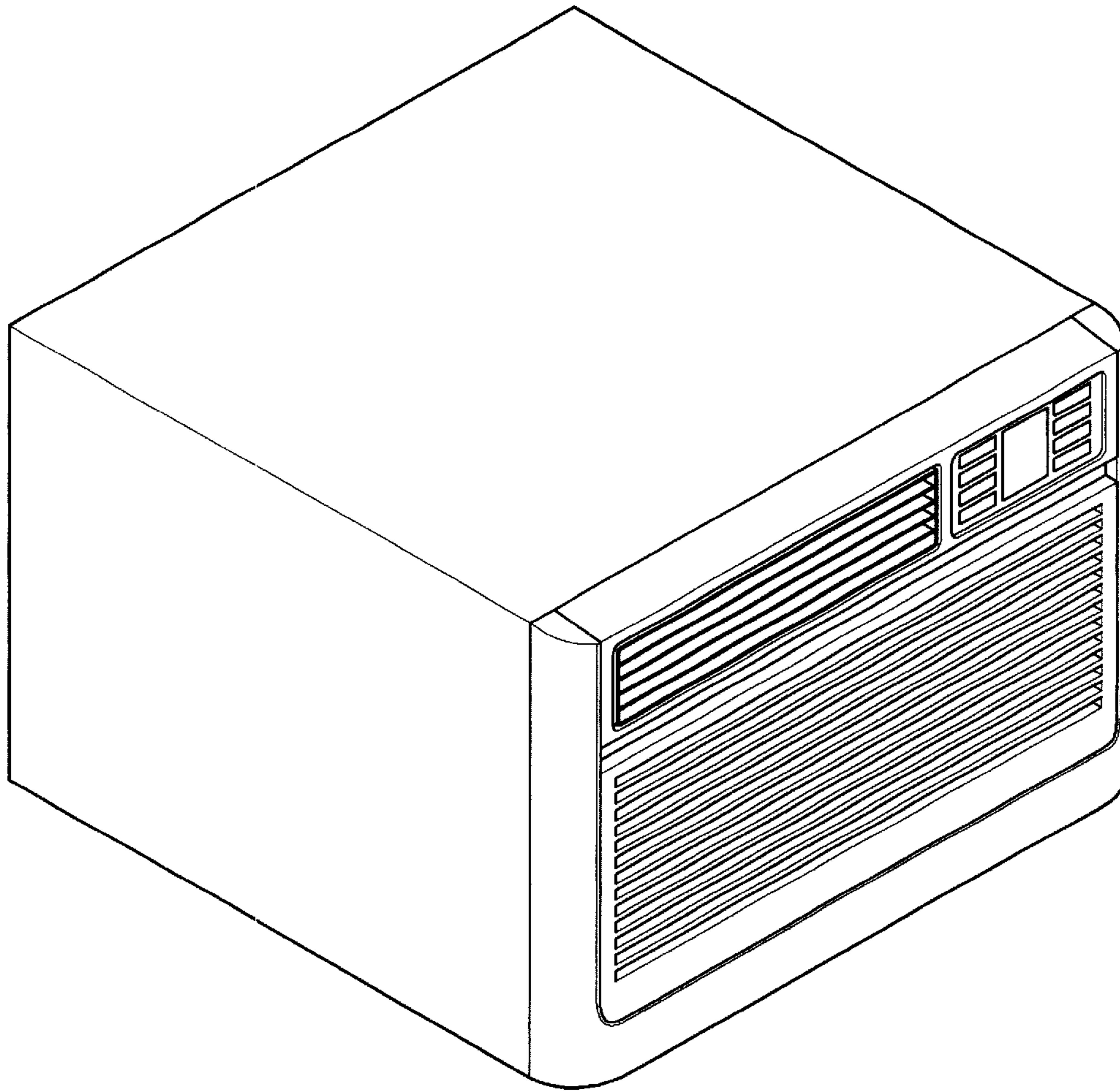


Fig. 2

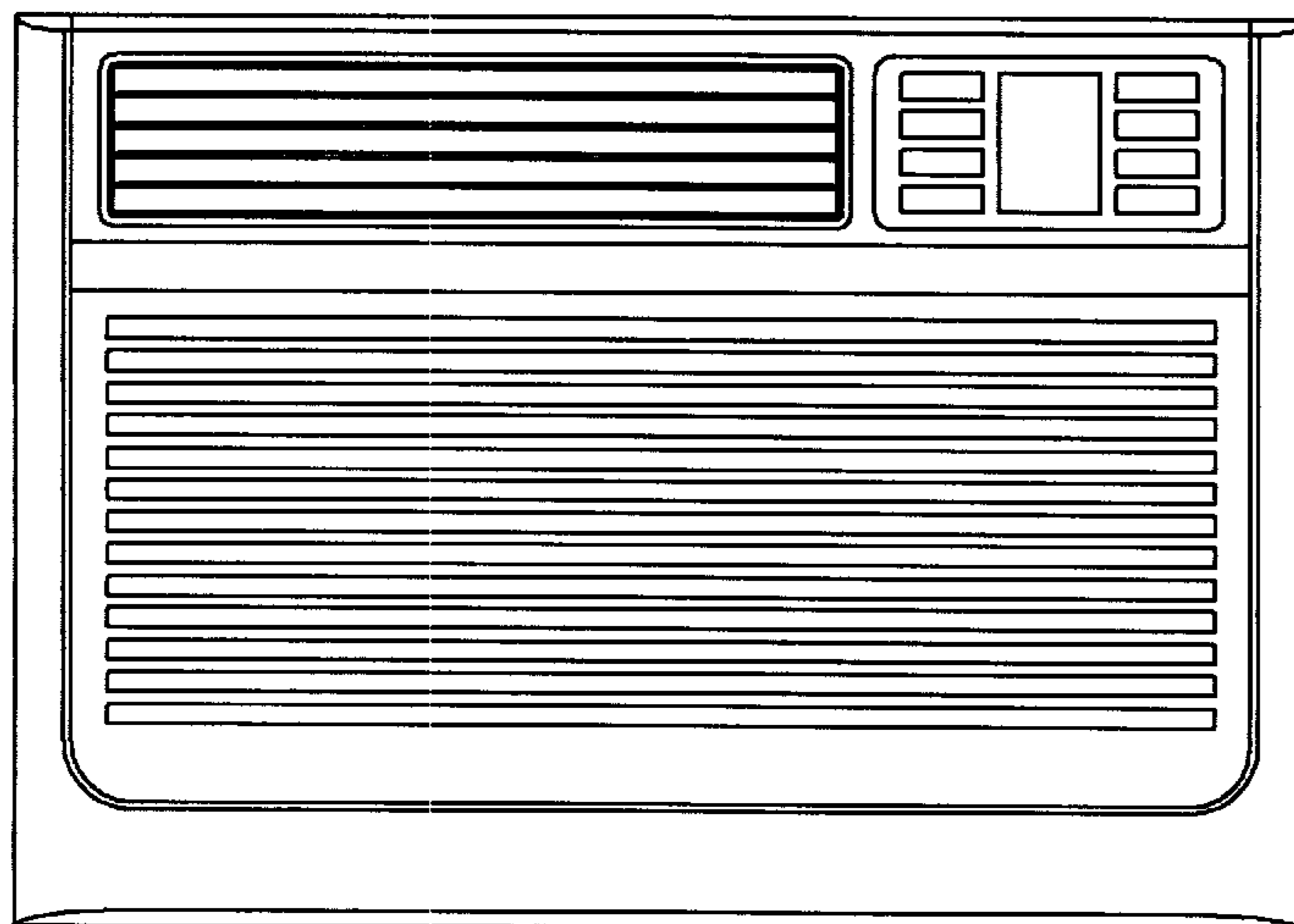


Fig. 3




Fig. 4




Fig. 5




Fig. 6




Fig. 7

