



US00D534618S

(12) **United States Design Patent**
Gilbert

(10) **Patent No.:** **US D534,618 S**

(45) **Date of Patent:** **** Jan. 2, 2007**

- (54) **HANDHELD SHOWER**
- (75) Inventor: **Christopher Jon Gilbert**, Moreland Hills, OH (US)
- (73) Assignee: **Moen Incorporated**, North Olmsted, OH (US)
- (**) Term: **14 Years**
- (21) Appl. No.: **29/230,706**
- (22) Filed: **May 25, 2005**
- (51) **LOC (8) Cl.** **23-01**
- (52) **U.S. Cl.** **D23/223**
- (58) **Field of Classification Search** D23/213, D23/223, 226; 239/394, 462, 562-4
See application file for complete search history.

- D385,947 S 11/1997 Dow et al.
- 5,707,011 A 1/1998 Bosio
- 5,765,760 A 6/1998 Kuo
- D401,669 S 11/1998 Ratzlaff
- 5,833,138 A 11/1998 Crane et al.
- D402,350 S * 12/1998 Andrus et al. D23/223
- D410,275 S 5/1999 Lipshitz
- D418,200 S 12/1999 Ben-Tsur
- D421,482 S 3/2000 Milrud et al.
- D422,337 S 4/2000 Chan
- D424,162 S 5/2000 Haug et al.
- D424,163 S 5/2000 Haug et al.
- D428,110 S 7/2000 Haug et al.
- D430,264 S * 8/2000 Milrud D23/223
- D430,643 S 9/2000 Tse
- D431,278 S 9/2000 Tse

(Continued)

Primary Examiner—Robin Webster
(74) *Attorney, Agent, or Firm*—Calfee, Halter & Griswold LLP

(56) **References Cited**

U.S. PATENT DOCUMENTS

- 1,840,812 A 1/1932 Hardy
- 3,637,143 A 1/1972 Shames et al.
- 3,929,287 A 12/1975 Givler et al.
- 3,963,179 A 6/1976 Tomaro
- 4,081,135 A 3/1978 Tomaro
- 4,203,550 A 5/1980 On
- 4,204,646 A 5/1980 Shames et al.
- 4,629,125 A 12/1986 Liu
- 4,674,687 A 6/1987 Smith et al.
- 4,703,893 A 11/1987 Gruber
- 5,033,897 A 7/1991 Chen
- 5,070,552 A 12/1991 Gentry et al.
- 5,090,624 A 2/1992 Rogers
- D327,115 S 6/1992 Rogers
- D332,303 S 1/1993 Klose
- 5,213,267 A 5/1993 Heimann et al.
- D339,627 S 9/1993 Klose
- 5,297,735 A 3/1994 Heimann et al.
- 5,316,216 A 5/1994 Cammack et al.
- D348,720 S 7/1994 Haug et al.
- 5,356,078 A 10/1994 Bischoff
- 5,551,637 A 9/1996 Lo
- D374,477 S 10/1996 Dow et al.
- 5,613,638 A 3/1997 Blessing

(57) **CLAIM**

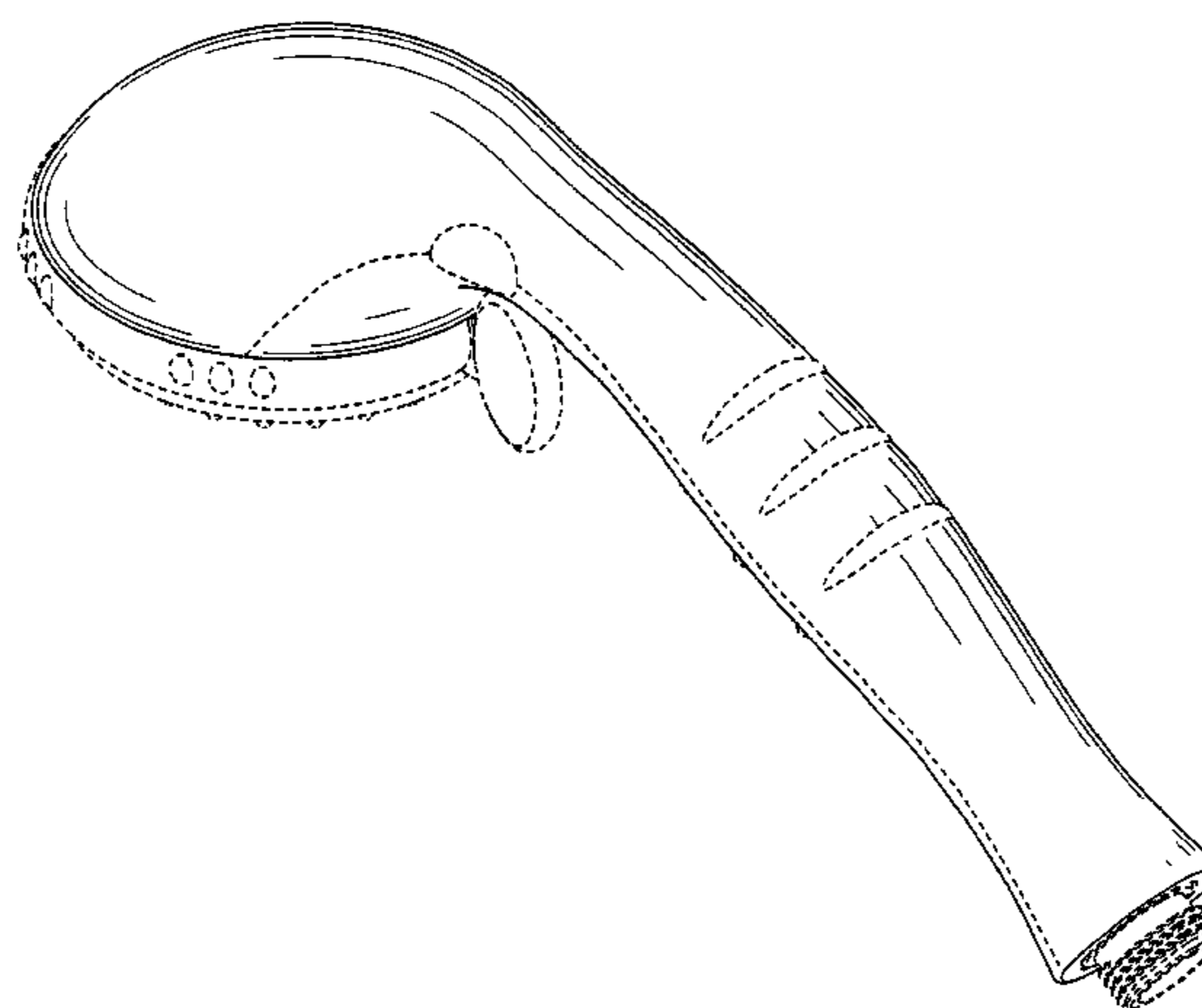
The ornamental design for a handheld shower, as shown and described.

DESCRIPTION

FIG. 1 is a perspective view of a handheld shower of the new design;
 FIG. 2 is a front elevational view of the handheld shower of FIG. 1;
 FIG. 3 is a rear elevational view of the handheld shower of FIG. 1;
 FIG. 4 is a left side elevational view of the handheld shower of FIG. 1;
 FIG. 5 is a right side elevational view of the handheld shower of FIG. 1;
 FIG. 6 is a top plan view of the handheld shower of FIG. 1;
 and,
 FIG. 7 is a bottom plan view of the handheld shower of FIG. 1.

The portions of the Figures shown in broken lines are not part of the claimed design but are for illustration only.

1 Claim, 5 Drawing Sheets



US D534,618 S

Page 2

U.S. PATENT DOCUMENTS

D432,625 S	10/2000	Chan		D465,548 S	11/2002	Tse	
D432,627 S	10/2000	Tse		D465,549 S	11/2002	Tse	
D433,097 S	10/2000	Tse		D466,185 S	11/2002	Tse	
D434,468 S	11/2000	Chan		D466,186 S	11/2002	Tse	
6,145,757 A	11/2000	Knapp		D467,302 S	12/2002	Singtoroj	
D439,306 S	3/2001	Tse		D470,568 S	2/2003	Wu	
D439,307 S	* 3/2001	Milrud D23/223	D477,652 S	7/2003	Itoh	
D440,630 S	4/2001	Gottwald		6,641,057 B1	11/2003	Thomas et al.	
D445,871 S	7/2001	Fan		D488,534 S	4/2004	Lin	
D447,215 S	8/2001	Ben-Tsur		6,715,699 B1	4/2004	Greenberg et al.	
6,290,147 B1	9/2001	Bertrand et al.		D492,006 S	6/2004	Haug et al.	
D450,806 S	11/2001	Lindholm et al.		D496,988 S	10/2004	Lin	
D451,980 S	12/2001	Lindholm et al.		6,823,536 B1	11/2004	Yip	
D452,725 S	1/2002	Lindholm et al.		D516,671 S	* 3/2006	Wu et al. D23/223
D453,370 S	2/2002	Lindholm et al.		2002/0003175 A1	1/2002	Fan	
D457,937 S	5/2002	Lindholm et al.		2002/0100818 A1	8/2002	Blessing et al.	
D459,437 S	6/2002	Christianson		2004/0078891 A1	4/2004	Yip	
6,412,711 B1	7/2002	Fan		2004/0164183 A1	8/2004	Nobill	
D461,224 S	8/2002	Lobermeier		2004/0217209 A1	11/2004	Bui	
D461,524 S	8/2002	Lobermeier					

* cited by examiner

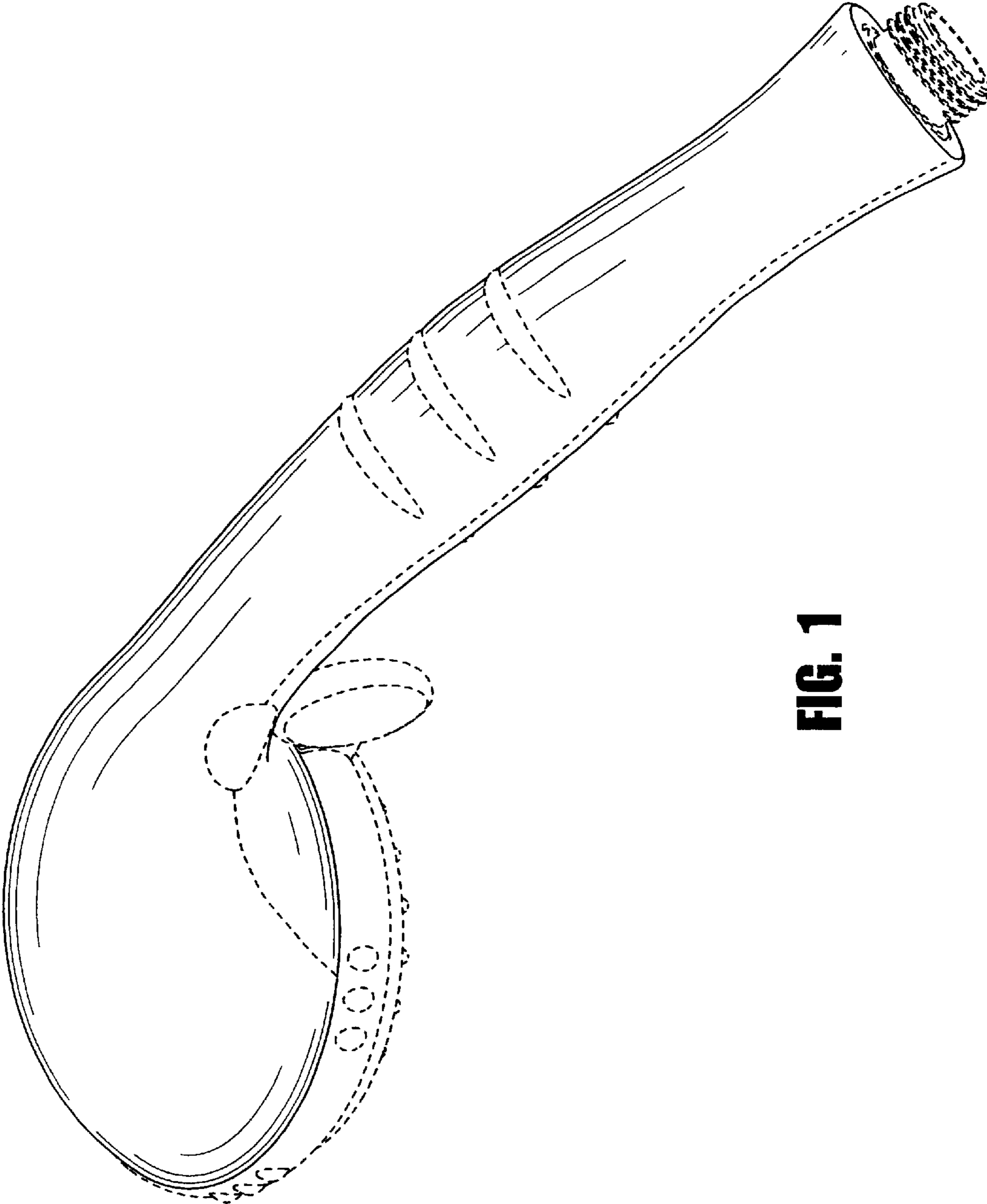


FIG. 1

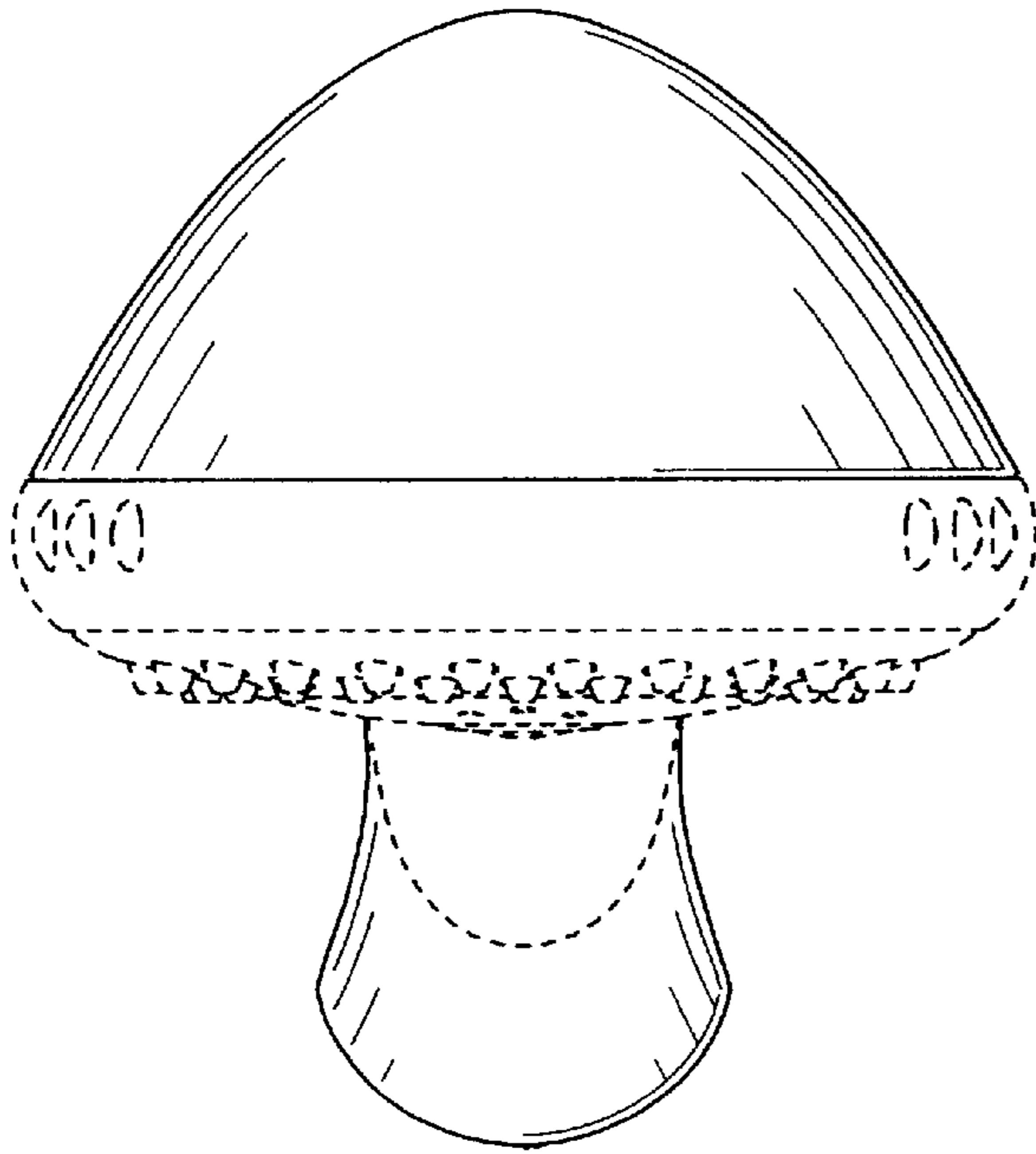


FIG. 2

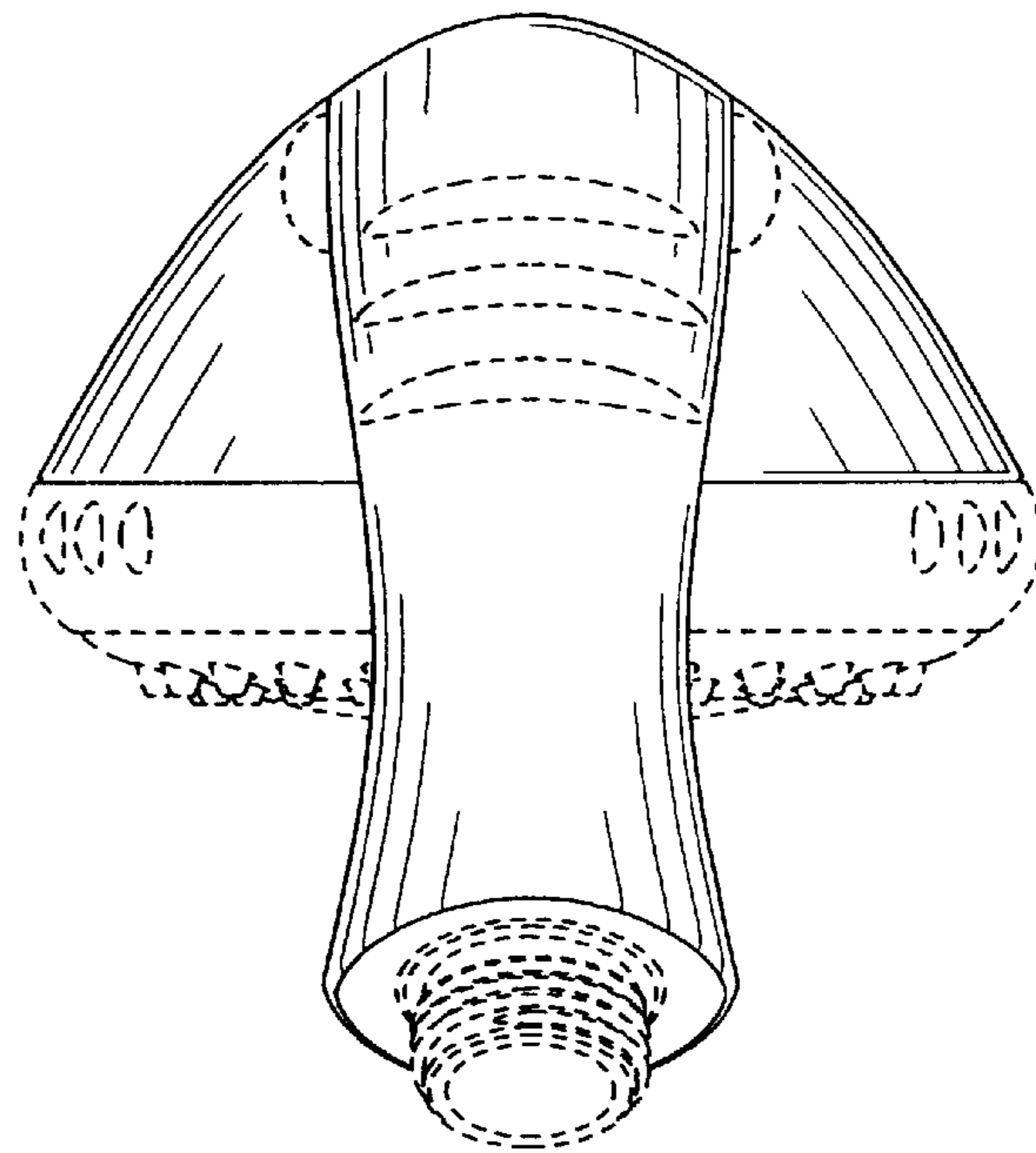


FIG. 3

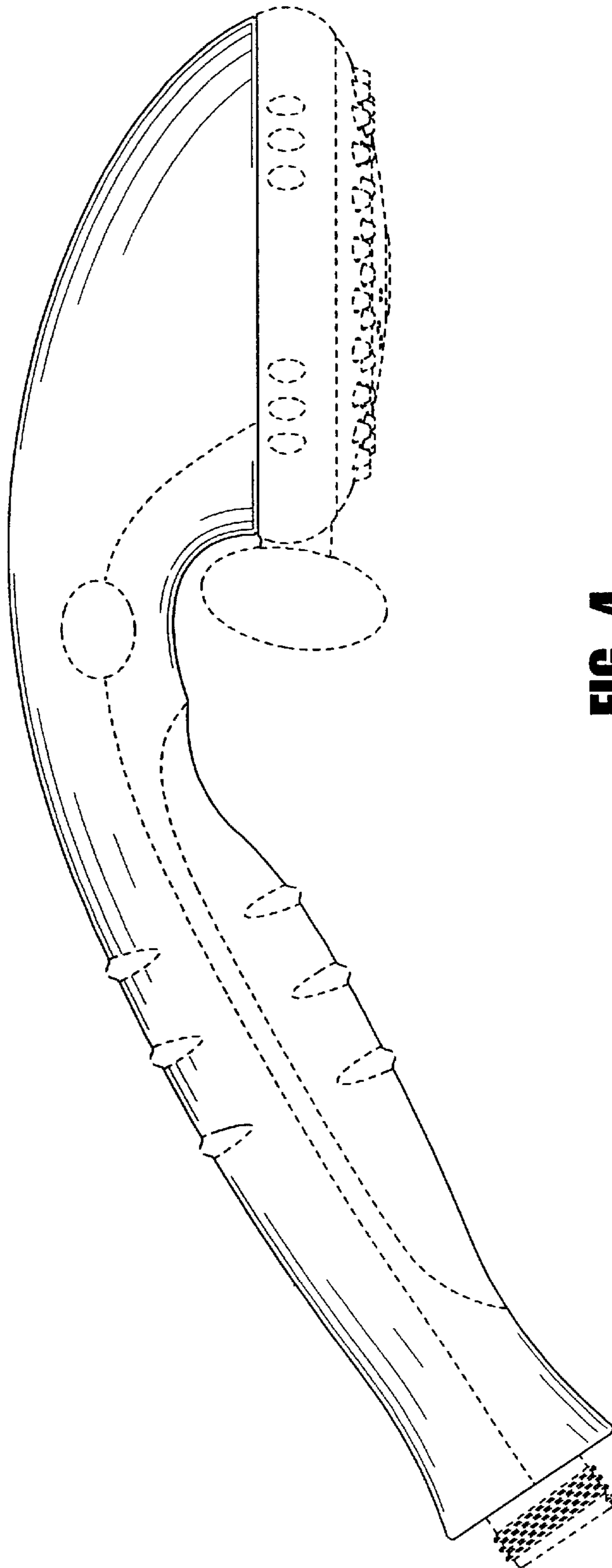


FIG. 4

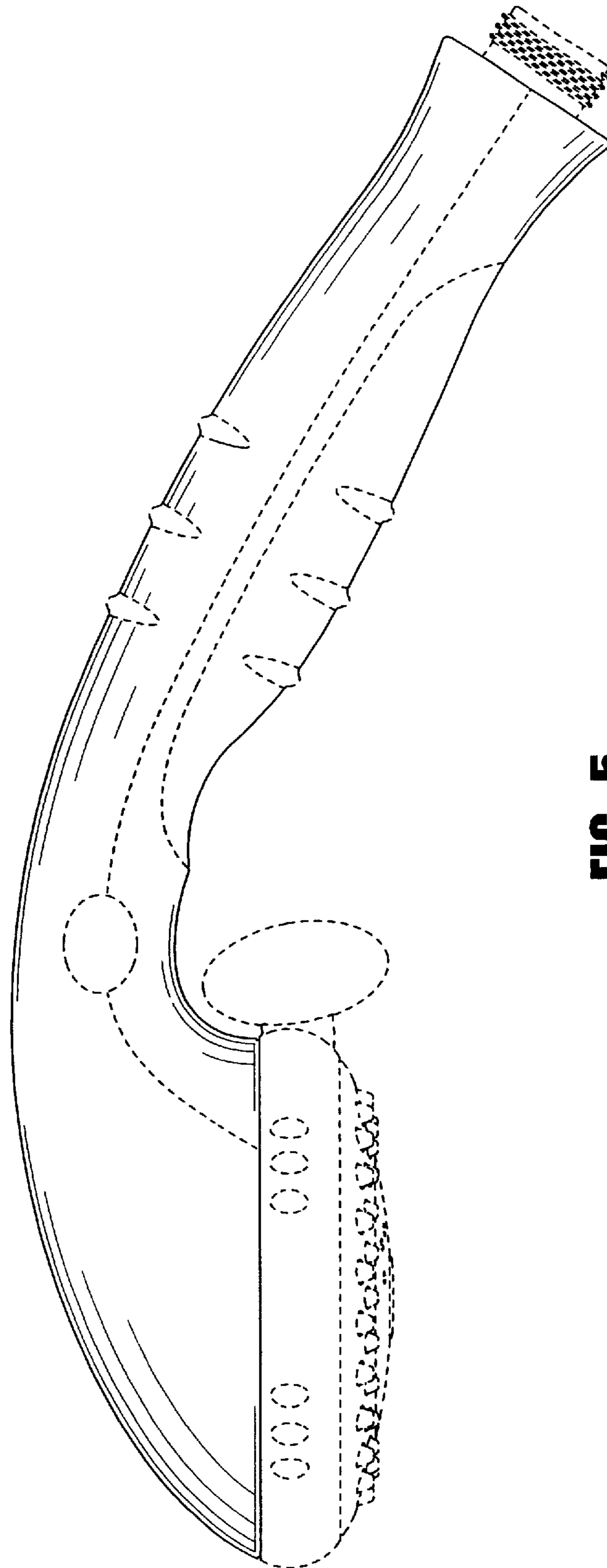


FIG. 5

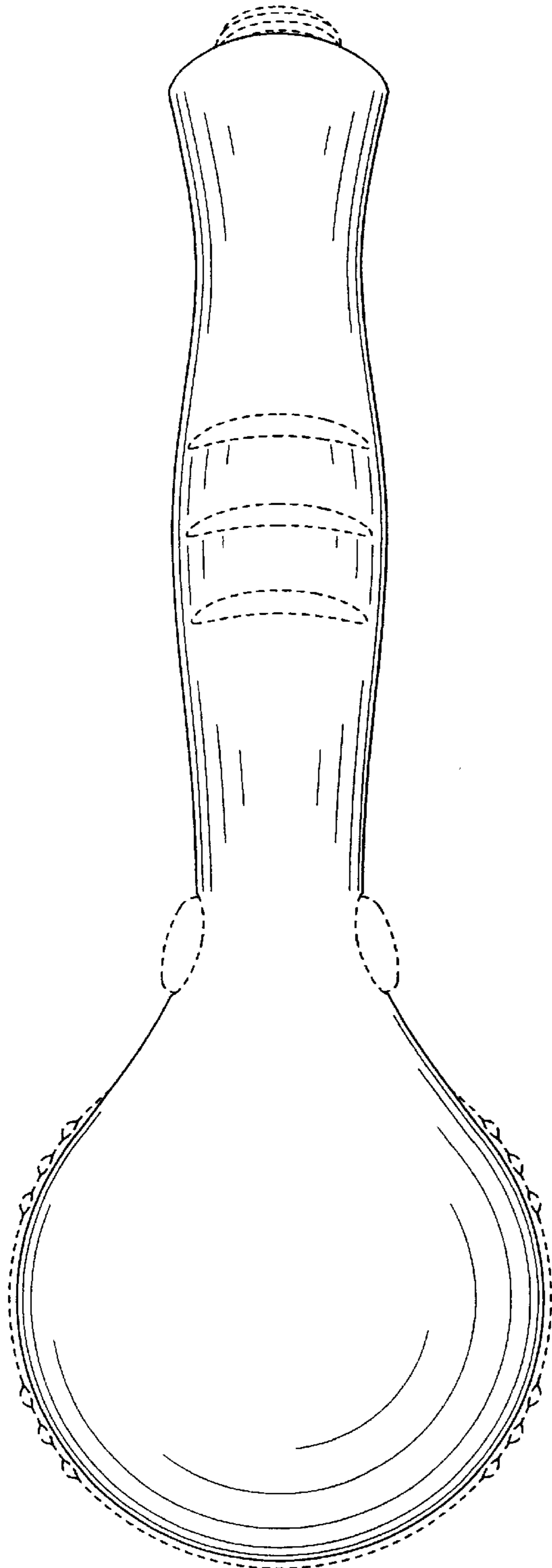


FIG. 6

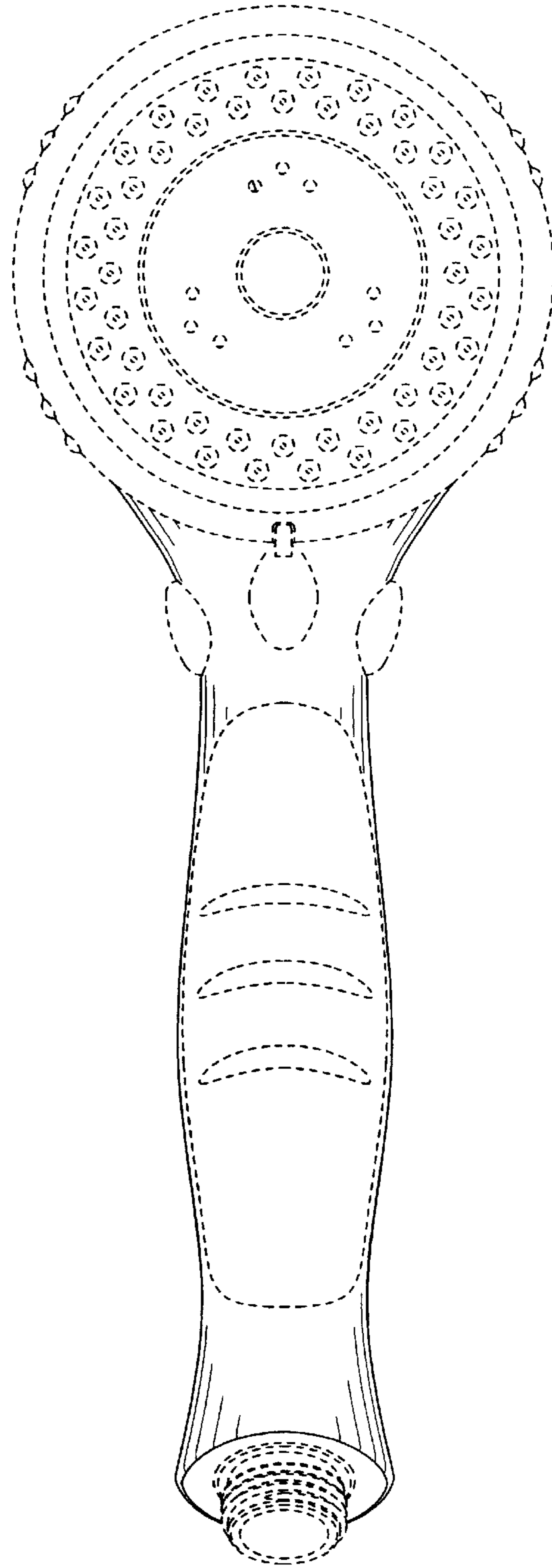


FIG. 7