



US00D534613S

(12) **United States Design Patent**  
**Zeilinger et al.**

(10) **Patent No.:** **US D534,613 S**  
(45) **Date of Patent:** **\*\* Jan. 2, 2007**

(54) **SEAT**

D520,591 S \* 5/2006 Popp ..... D21/823

(75) Inventors: **Brian K. Zeilinger**, Janesville, WI  
(US); **Ernesto Huerta**, Mukwonago,  
WI (US)

(73) Assignee: **PlayStar, Inc.**, Janesville, WI (US)

(\*\*) Term: **14 Years**

(21) Appl. No.: **29/242,593**

(22) Filed: **Nov. 10, 2005**

(51) **LOC (8) Cl.** ..... **21-03**

(52) **U.S. Cl.** ..... **D21/823**

(58) **Field of Classification Search** ..... D21/811,  
D21/814, 818-828; D6/354, 347; 472/118-125;  
482/35, 36; 297/273

See application file for complete search history.

(56) **References Cited**

**U.S. PATENT DOCUMENTS**

1,865,810	A	7/1932	Albach	
2,423,955	A	7/1947	Widener	
2,483,789	A	10/1949	Smith et al.	
2,673,086	A	3/1954	Brown, Sr.	
3,006,705	A	10/1961	Williams et al.	
3,130,969	A	* 4/1964	Groth	472/125
D210,609	S	* 3/1968	Confer	D21/823
3,462,195	A	* 8/1969	Allen	297/452.1
3,850,427	A	11/1974	Schwab	
D244,627	S	* 6/1977	Ryan	D21/823
4,817,935	A	4/1989	Varga	
4,901,997	A	2/1990	Varga	
5,334,099	A	8/1994	Marra et al.	
5,335,970	A	8/1994	Bryant et al.	
D471,023	S	3/2003	Lanius	
D494,767	S	8/2004	Self et al.	

**OTHER PUBLICATIONS**

Timbertikes Sandbox Kit (Date Unknown), pp. 1-2.  
PlayStar Medalist Cutting Guide, Gold, Silver & Bronze, pp.  
1-2.

\* cited by examiner

*Primary Examiner*—Mitchell Siegel

(74) *Attorney, Agent, or Firm*—Michael Best & Friedrich  
LLP

(57) **CLAIM**

We claim the ornamental design for a seat, as shown and  
described.

**DESCRIPTION**

FIG. 1 is a front-side perspective view, taken from the right  
end, of a seat embodying the present invention.

FIG. 2 is a front-side perspective view taken from the left  
end of the seat.

FIG. 3 is a right-side view of the seat.

FIG. 4 is a front view of the seat.

FIG. 5 is a rear view of the seat.

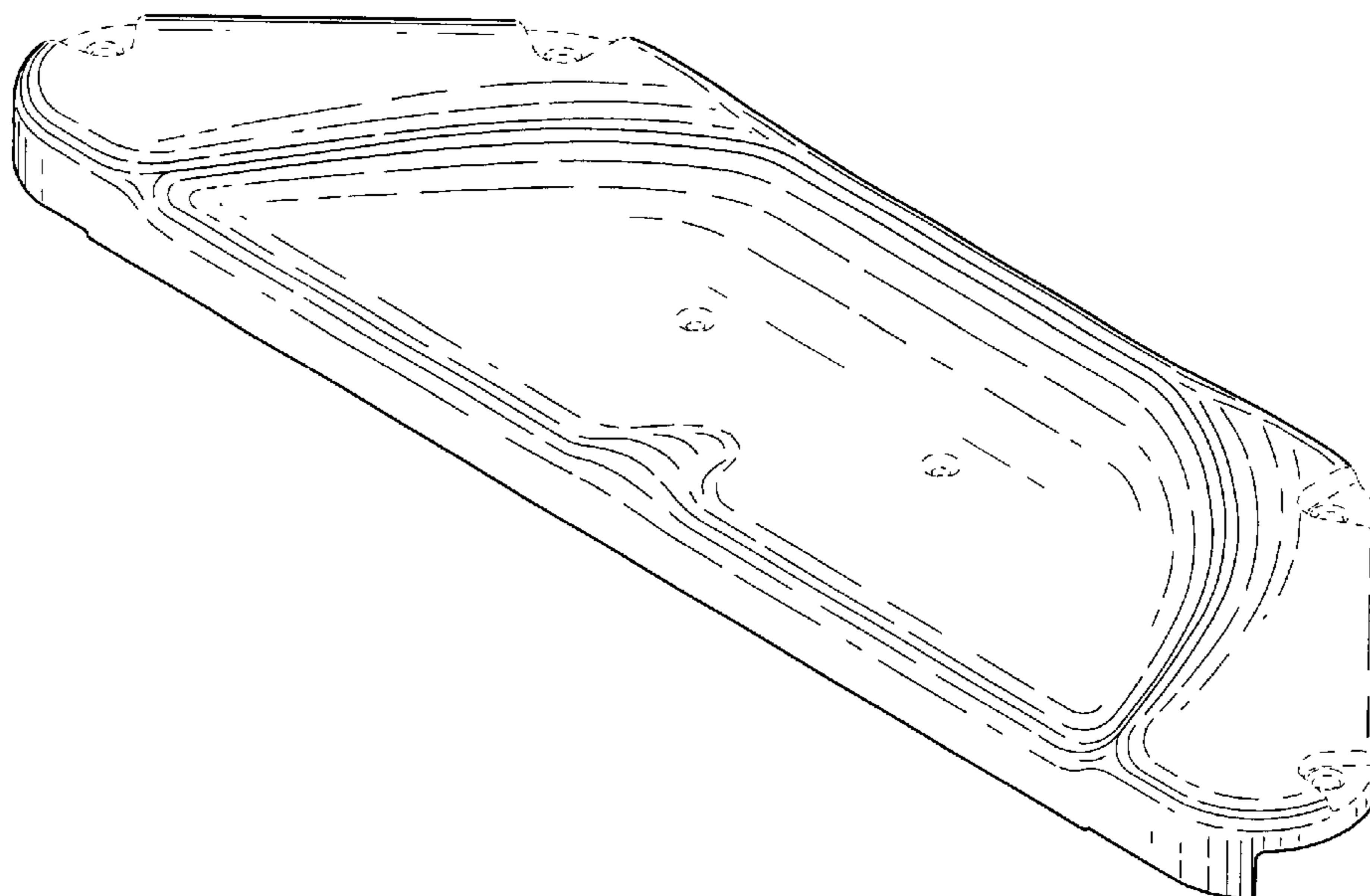
FIG. 6 is a top view of the seat.

FIG. 7 is a bottom view of the seat; and,

FIG. 8 is a section view taken through line 8—8 in FIG. 4.

The portions of the seat shown in broken lines are for  
illustrative purposes only and form no part of the claimed  
design. The left-side view opposite FIG. 3 is a mirror image  
of FIG. 3, and is not shown. The section view of FIG. 8 is  
included to illustrate the outer contour of the sectioned  
surface, with the section lines forming no part of the claimed  
design.

**1 Claim, 5 Drawing Sheets**



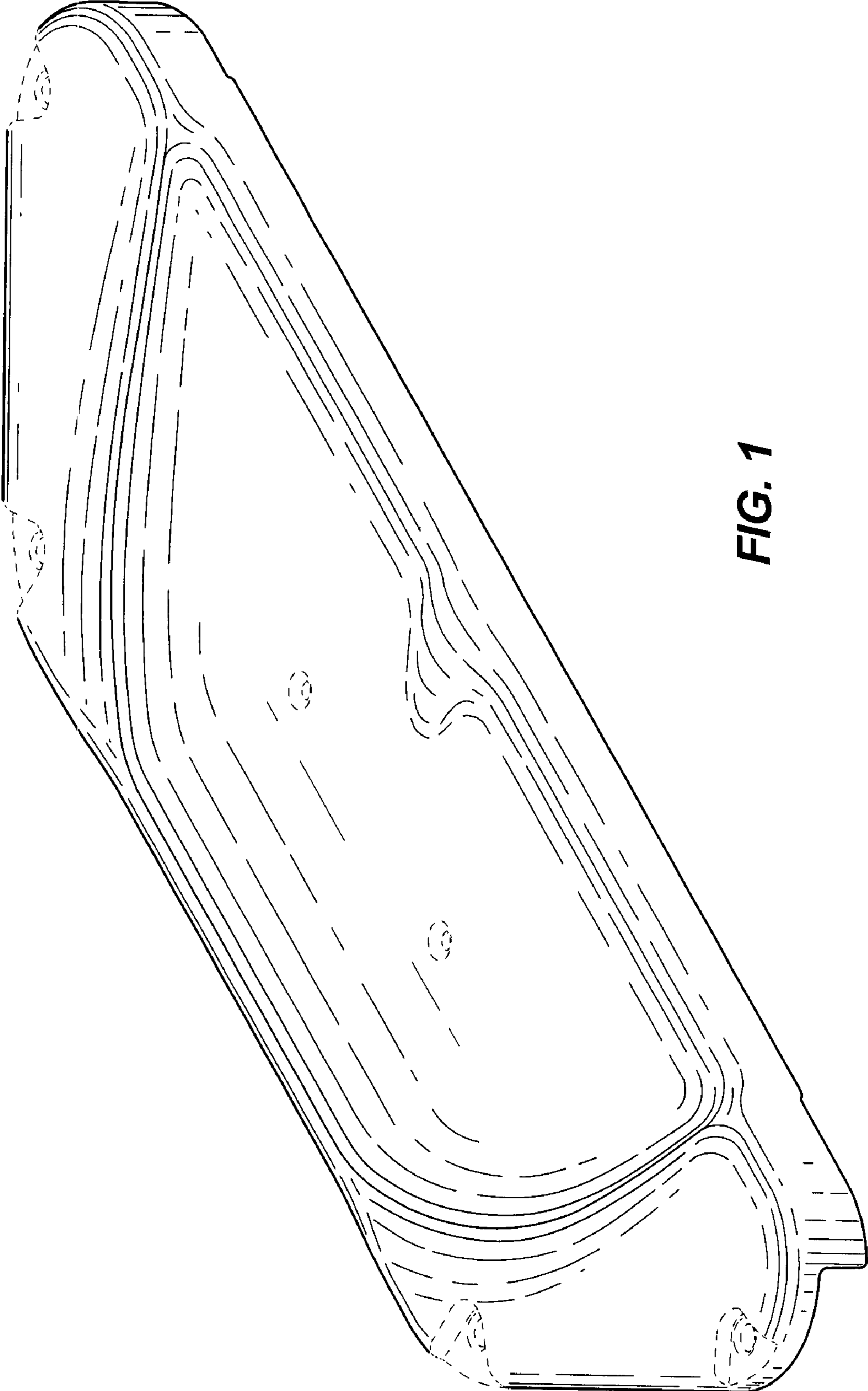
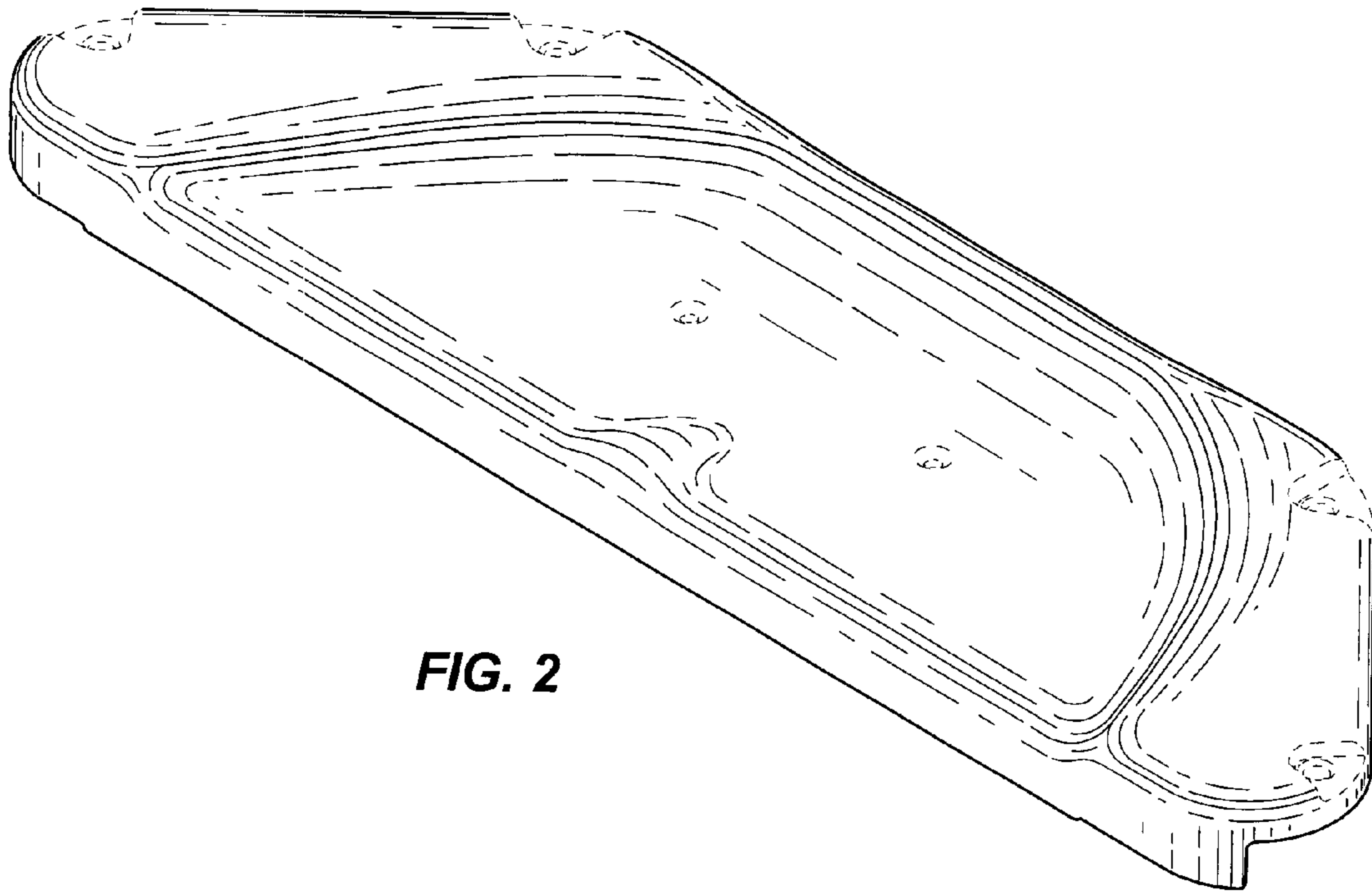
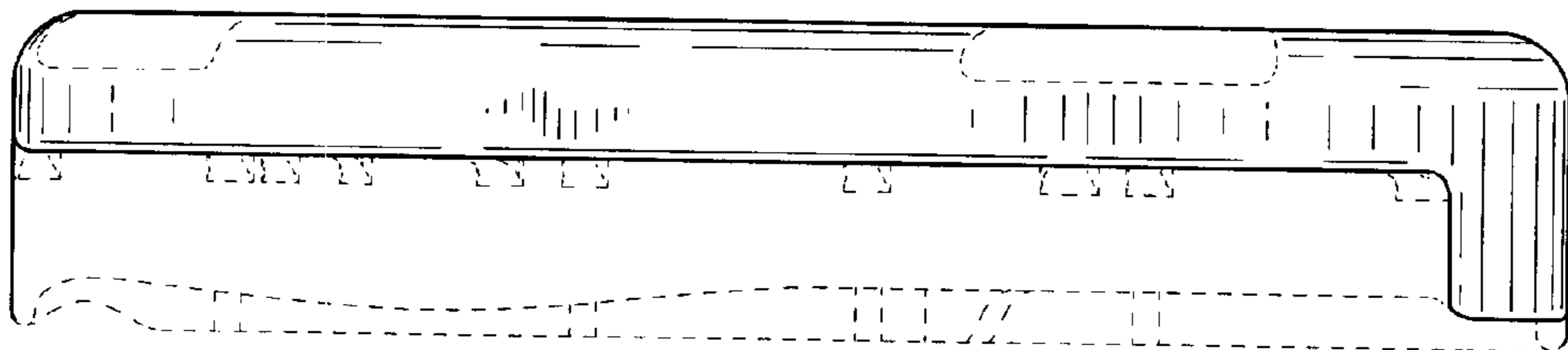


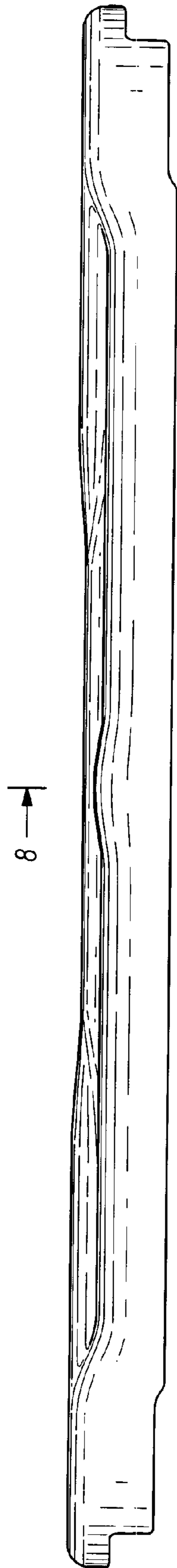
FIG. 1




**FIG. 2**



**FIG. 3**



**FIG. 4**



**FIG. 5**

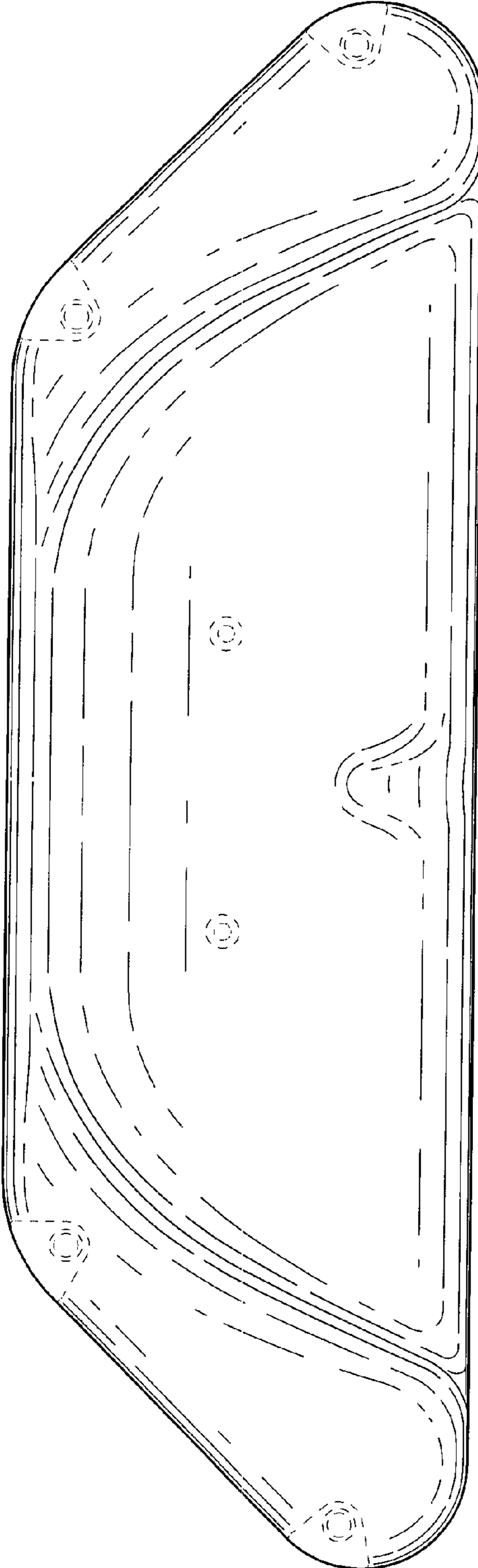


FIG. 6

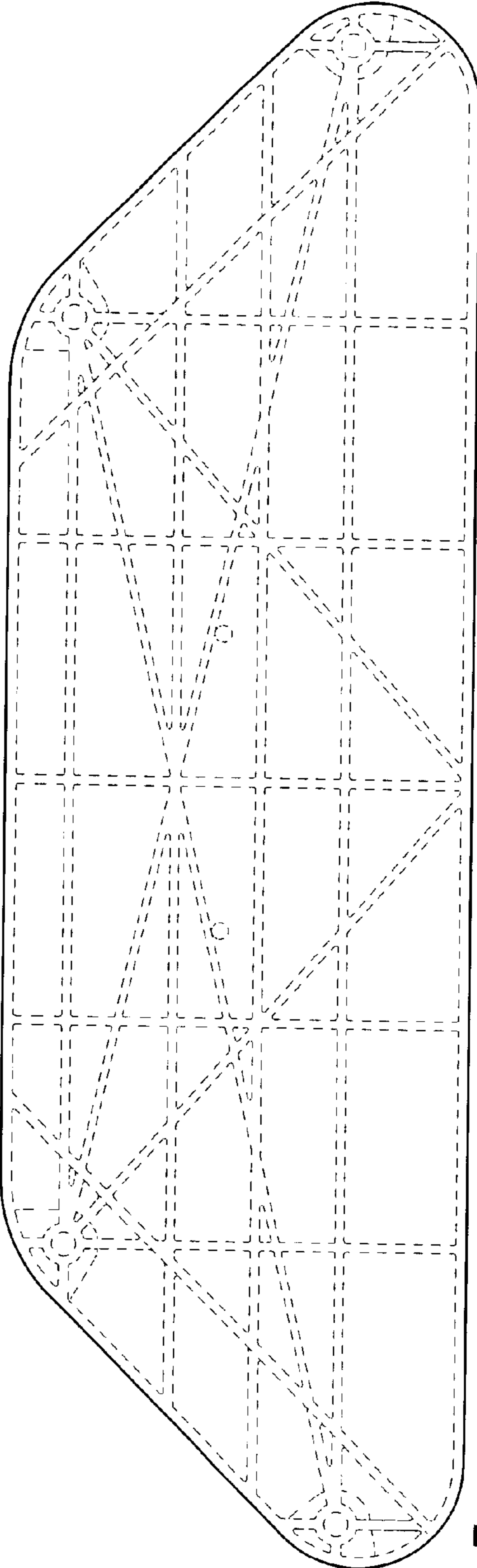
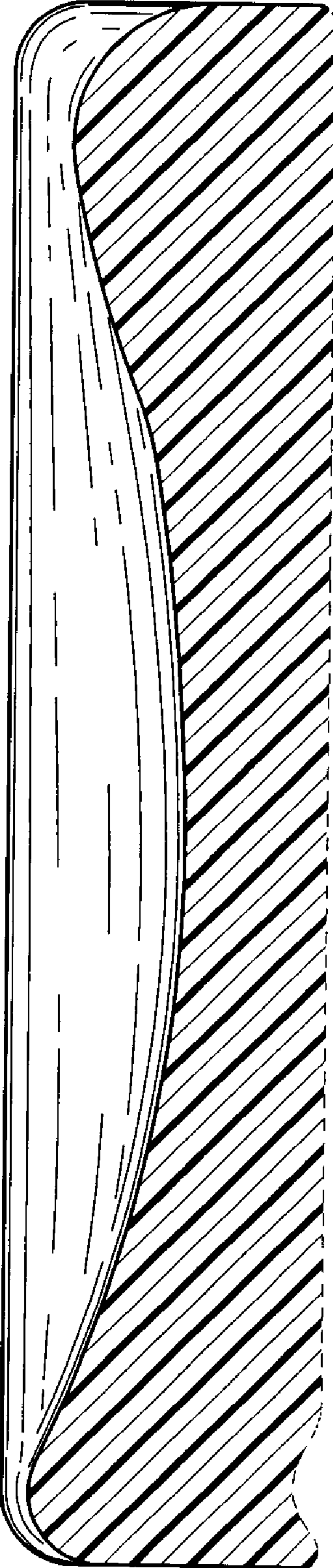


FIG. 7



**FIG. 8**