

US00D534612S

(12) **United States Design Patent**
Zeilinger et al.

(10) **Patent No.:** **US D534,612 S**

(45) **Date of Patent:** **** Jan. 2, 2007**

(54) **SEAT**

D520,591 S * 5/2006 Popp D21/823

(75) Inventors: **Brian K. Zeilinger**, Janesville, WI
(US); **Ernesto Huerta**, Mukwonago,
WI (US)

(73) Assignee: **PlayStar, Inc.**, Janesville, WI (US)

(**) Term: **14 Years**

(21) Appl. No.: **29/242,573**

(22) Filed: **Nov. 10, 2005**

(51) **LOC (8) Cl.** **21-03**

(52) **U.S. Cl.** **D21/823**

(58) **Field of Classification Search** D21/811,
D21/814, 818-828; D6/354, 347; 472/118-125;
482/35, 36; 297/273

See application file for complete search history.

(56) **References Cited**

U.S. PATENT DOCUMENTS

1,865,810	A	7/1932	Albach	
2,423,955	A	7/1947	Widener	
2,483,789	A	10/1949	Smith et al.	
2,673,086	A	3/1954	Brown, Sr.	
3,006,705	A	10/1961	Williams et al.	
3,130,969	A	* 4/1964	Groth	472/125
D210,609	S	* 3/1968	Confer	D21/823
3,462,195	A	* 8/1969	Allen	297/452.1
3,850,427	A	11/1974	Schwab	
D244,627	S	* 6/1977	Ryan	D21/823
4,817,935	A	4/1989	Varga	
4,901,997	A	2/1990	Varga	
5,334,099	A	8/1994	Marra et al.	
5,335,970	A	8/1994	Bryant et al.	
D471,023	S	3/2003	Lanius	
D494,767	S	8/2004	Self et al.	

OTHER PUBLICATIONS

Timbertikes Sandbox Kit (Date Unknown), pp. 1-2.
PlayStar Medalist Cutting Guide, Gold, Silver & Bronze, pp.
1-2.

* cited by examiner

Primary Examiner—Mitchell Siegel

(74) *Attorney, Agent, or Firm*—Michael Best & Friedrich
LLP

(57) **CLAIM**

We claim the ornamental design for a seat, as shown and
described.

DESCRIPTION

FIG. 1 is a front-side perspective view, taken from the right
end, of a seat embodying the present invention.

FIG. 2 is a front-side perspective view taken from the left
end of the seat.

FIG. 3 is a right-side view of the seat.

FIG. 4 is a front view of the seat.

FIG. 5 is a rear view of the seat.

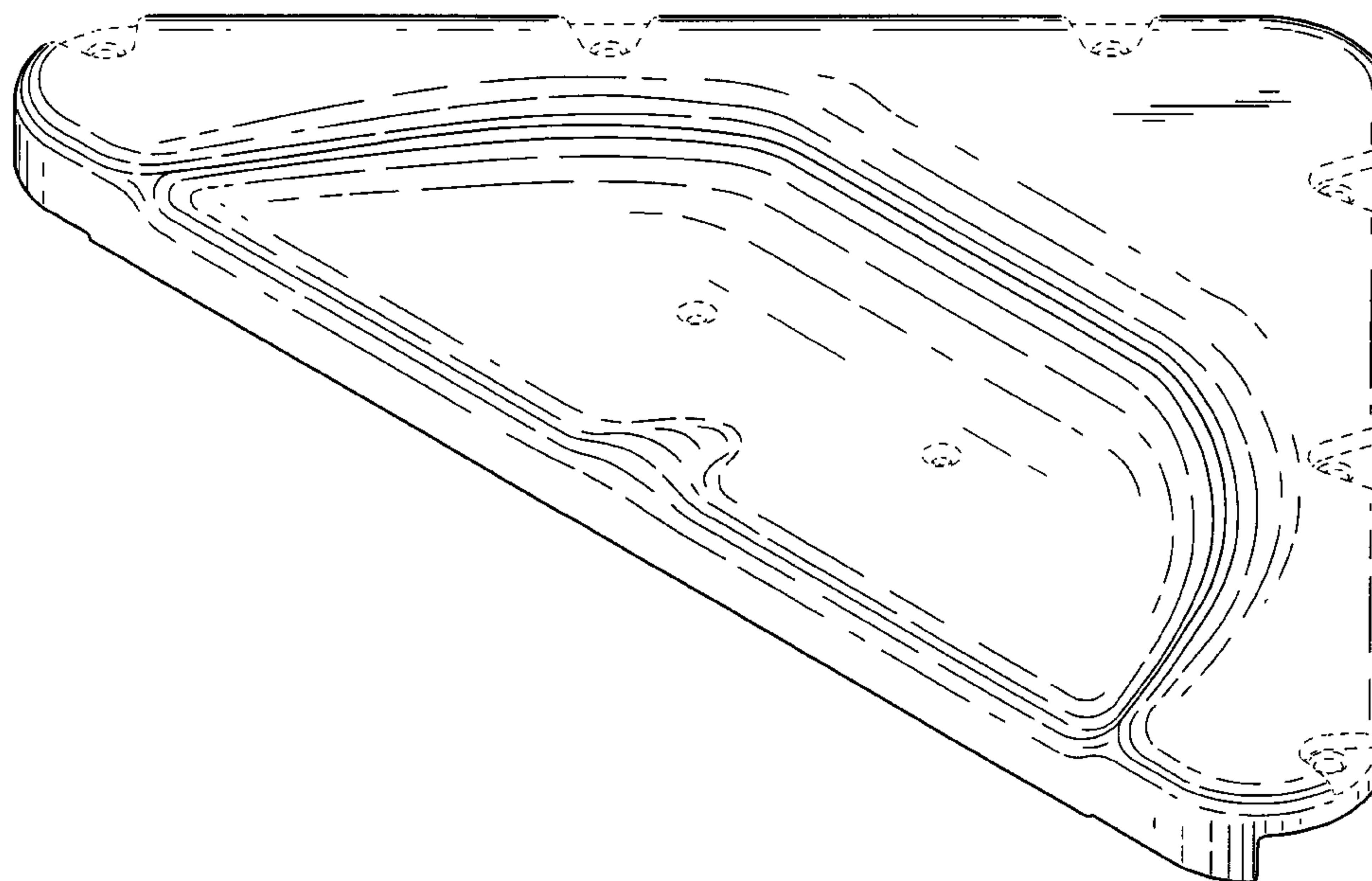
FIG. 6 is a top view of the seat.

FIG. 7 is a bottom view of the seat; and,

FIG. 8 is a section view taken through line 8-8 in FIG. 4.

The portions of the seat shown in broken lines are for
illustrative purposes only and form no part of the claimed
design. The left-side view opposite FIG. 3 is a mirror image
of FIG. 3, and is not shown. The section view of FIG. 8 is
included to illustrate the outer contour of the sectioned
surface, with the section lines forming no part of the claimed
design.

1 Claim, 7 Drawing Sheets



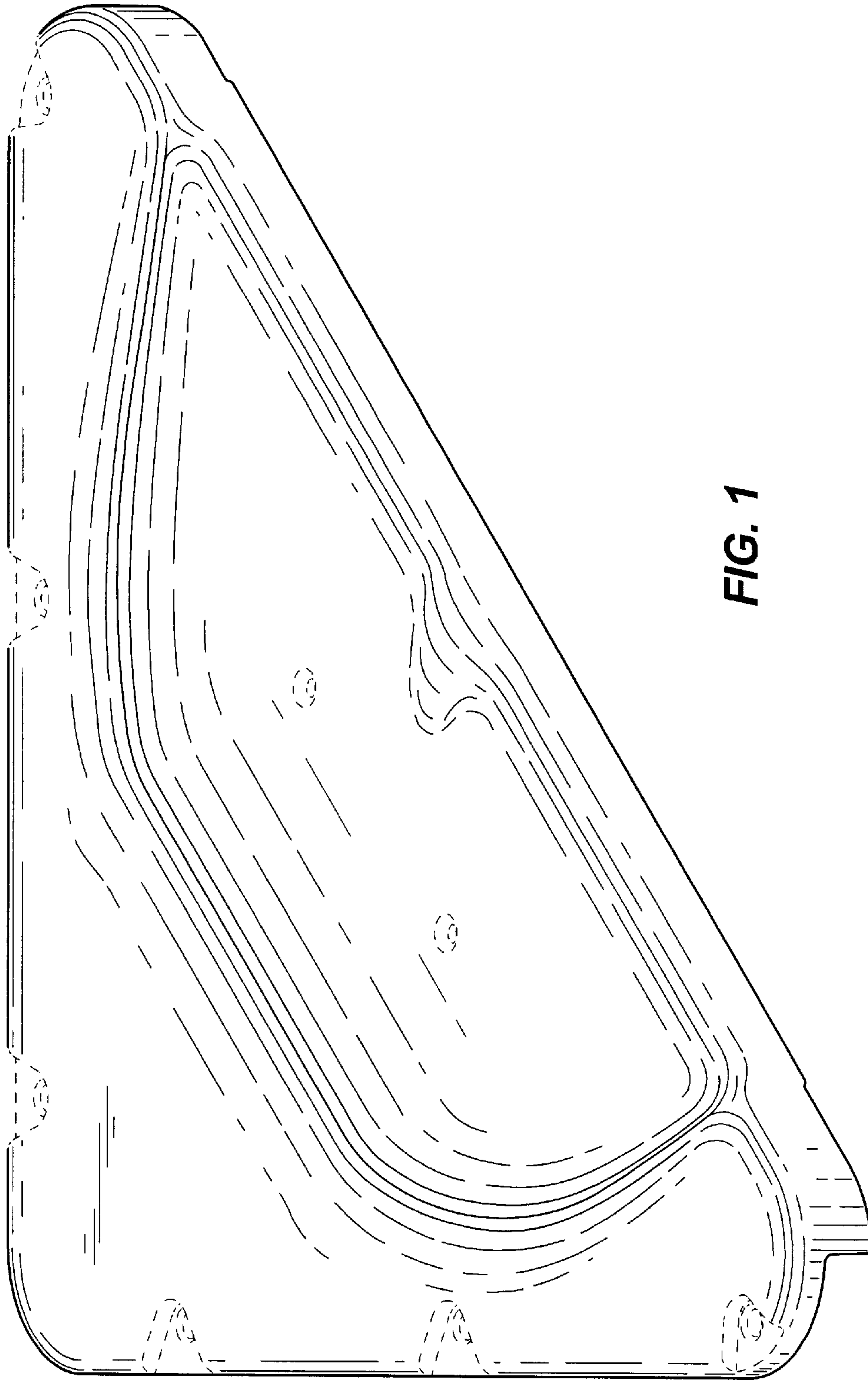


FIG. 1

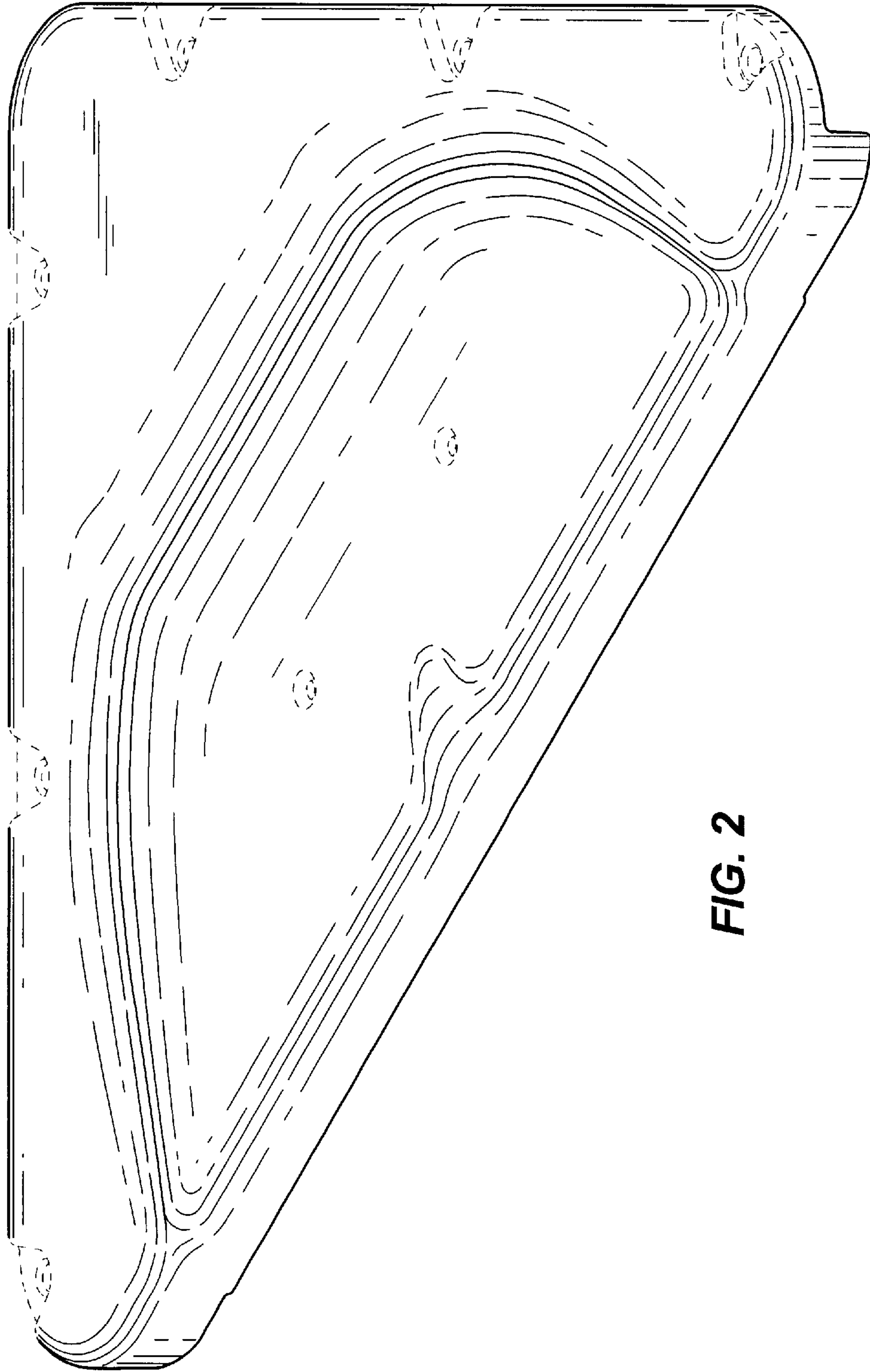


FIG. 2

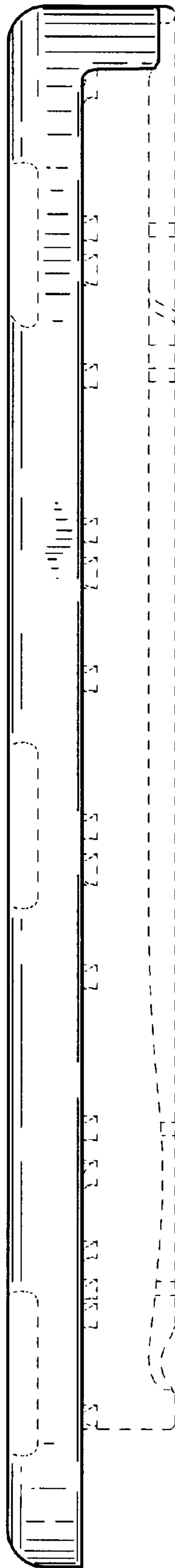


FIG. 3

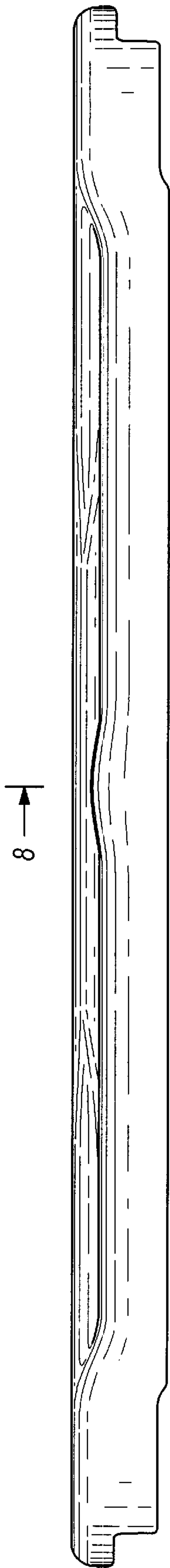


FIG. 4

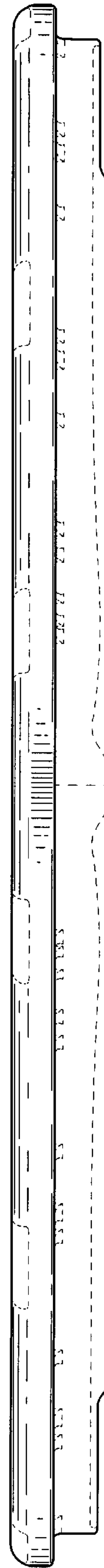


FIG. 5

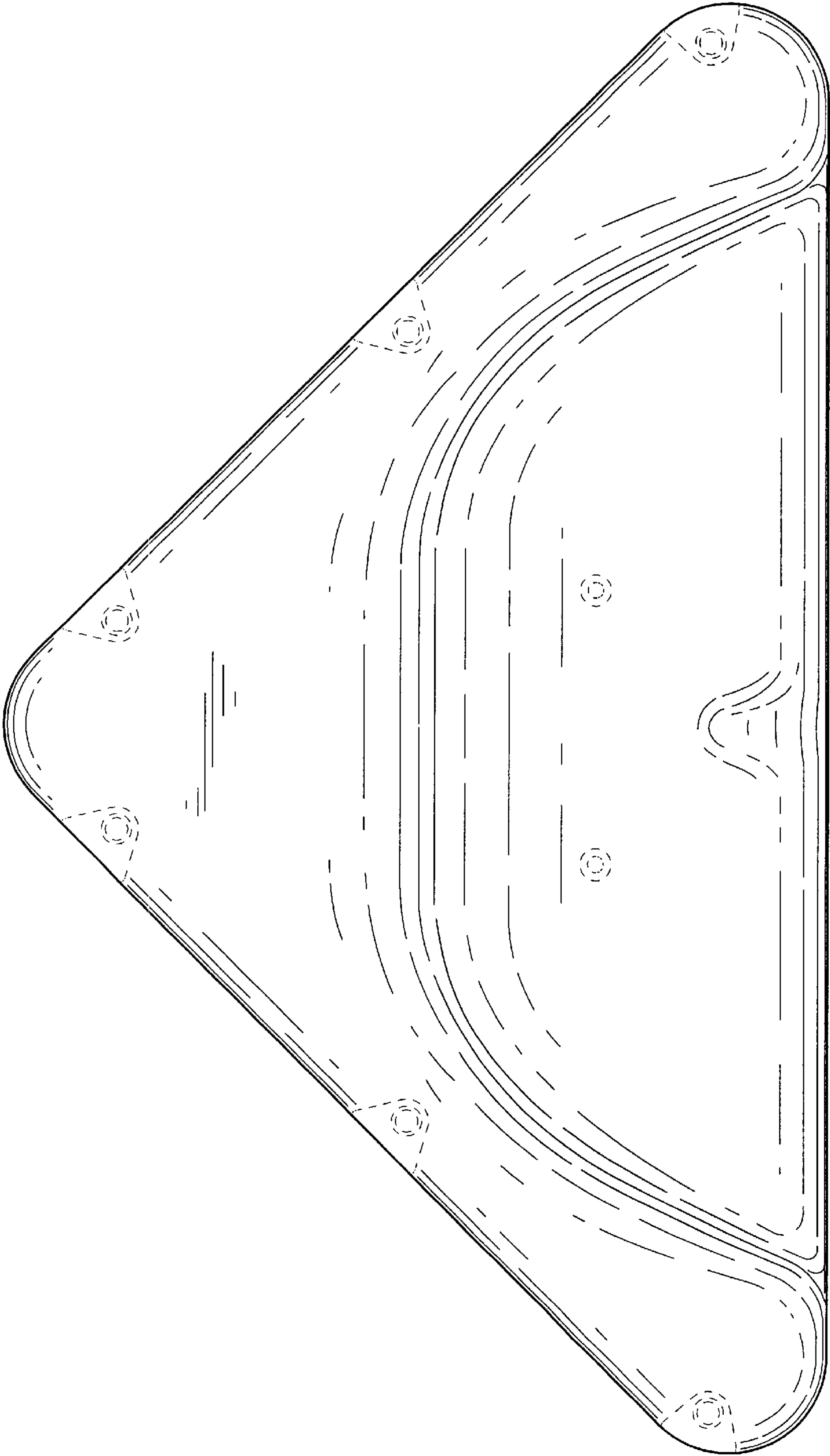


FIG. 6

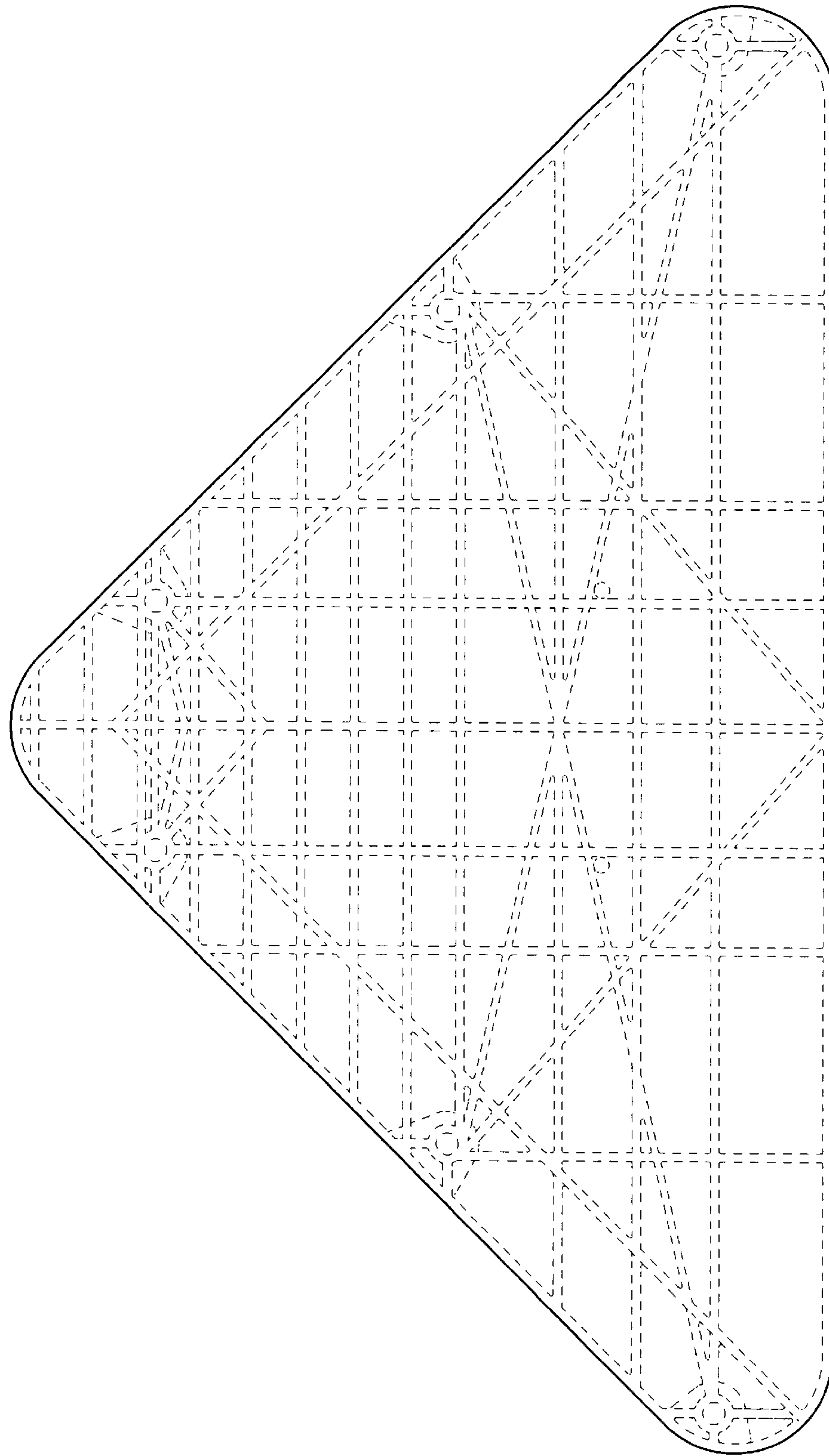


FIG. 7




FIG. 8