



US00D534610S

(12) **United States Design Patent**
Weinstein

(10) **Patent No.:** **US D534,610 S**

(45) **Date of Patent:** **** Jan. 2, 2007**

(54) **CUE STICK HOLDER**

(76) **Inventor:** **Saul Weinstein**, 8065 SW. 107 Ave.,
Apt. 106, Miami, FL (US) 33173

(**) **Term:** **14 Years**

(21) **Appl. No.:** **29/222,929**

(22) **Filed:** **Feb. 4, 2005**

(51) **LOC (8) Cl.** **21-01**

(52) **U.S. Cl.** **D21/782**; D21/726

(58) **Field of Classification Search** D21/782,
D21/726, 385, 386; 473/40-43

See application file for complete search history.

(56) **References Cited**

U.S. PATENT DOCUMENTS

2,817,525	A	*	12/1957	Niemann	473/42
D239,298	S	*	3/1976	Niemann	D21/782
4,120,495	A	*	10/1978	Moughler	473/43
D251,308	S	*	3/1979	Drake	D21/726
D354,106	S	*	1/1995	Thompson	D21/726
5,645,490	A	*	7/1997	Lodrick	473/42
D387,114	S	*	12/1997	Bliss	D21/726
D391,614	S	*	3/1998	Meredith	D21/726
5,853,333	A	*	12/1998	Patterson	473/42

6,267,685	B1	*	7/2001	Cannon	473/42
D453,364	S	*	2/2002	Brothers	D21/726
D486,193	S	*	2/2004	Keller	D21/726
6,860,816	B1	*	3/2005	Bond et al.	473/2

* cited by examiner

Primary Examiner—Prabhakar Deshmukh

(74) *Attorney, Agent, or Firm*—Law Office of Steven B. Leavitt; Steven B. Leavitt; John Pemberton

(57) **CLAIM**

The ornamental design for a cue stick holder, as shown and described.

DESCRIPTION

FIG. 1 is a perspective view of the cue stick holder of the present invention;

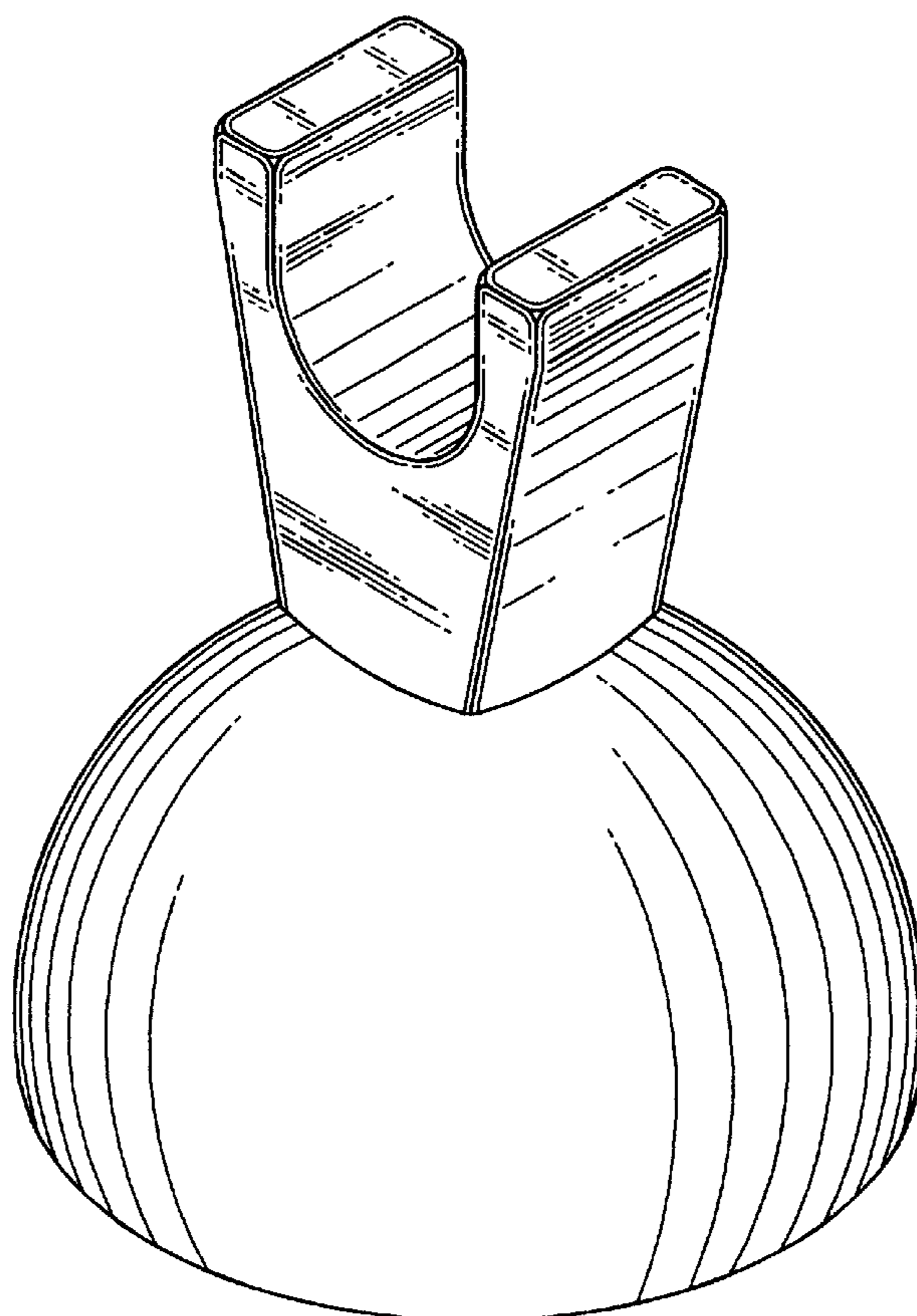
FIG. 2 is a top view of the cue stick holder of the present invention;

FIG. 3 is a front view of the cue stick holder of the present invention;

FIG. 4 is a side view of the cue stick holder of the present invention; and,

FIG. 5 is a bottom view of the cue stick holder of the present invention.

1 Claim, 3 Drawing Sheets



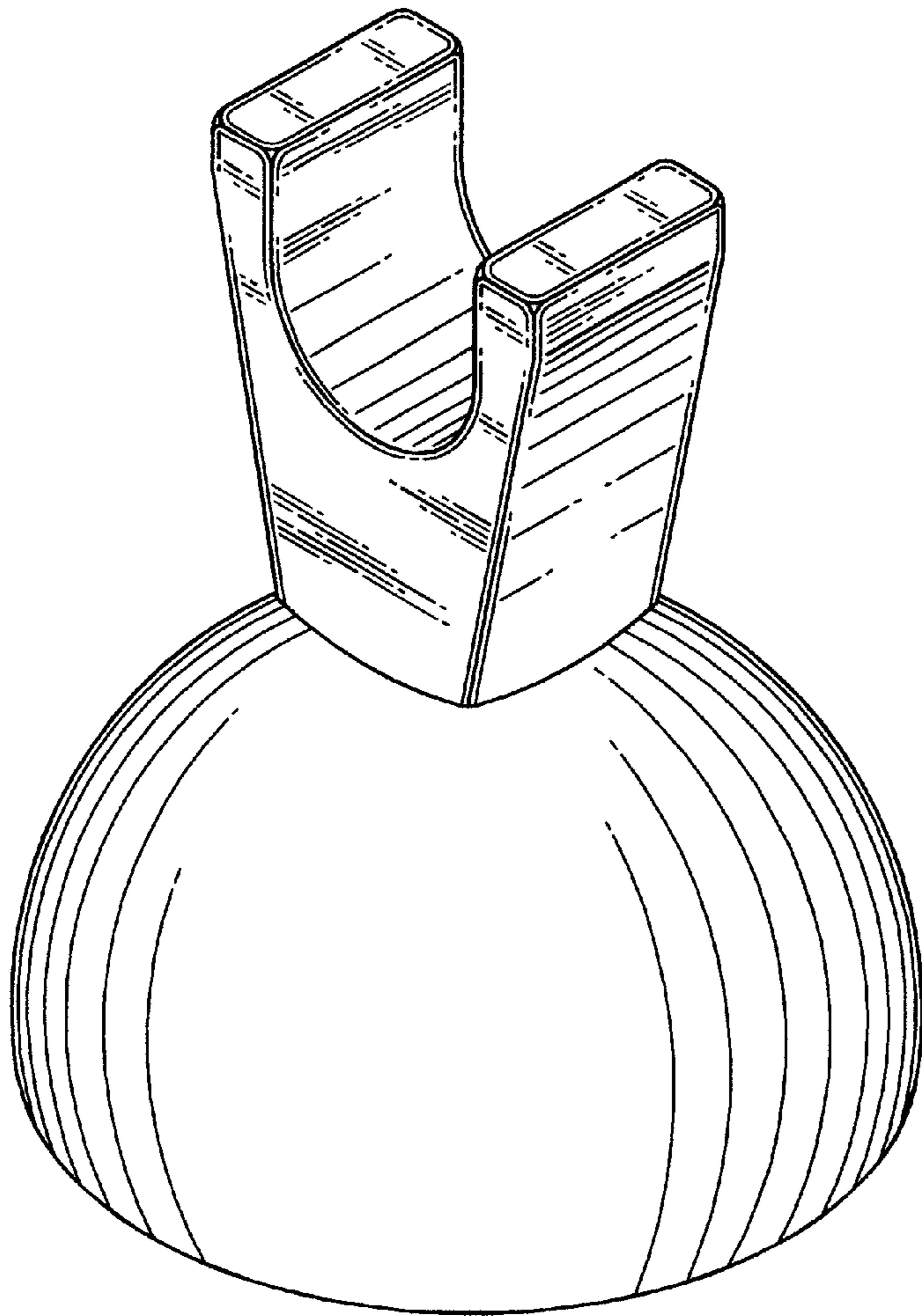


Fig. 1

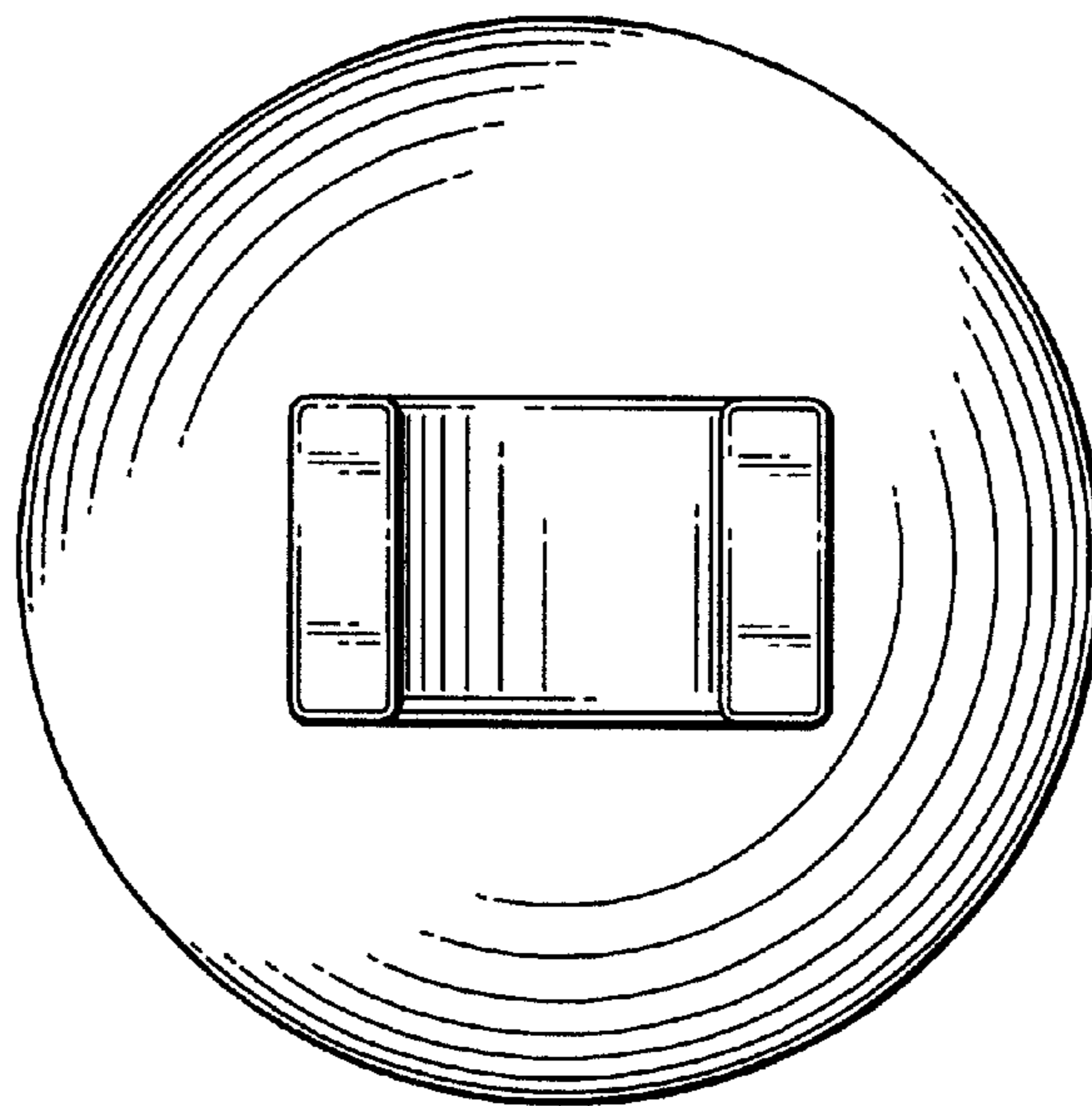


Fig. 2

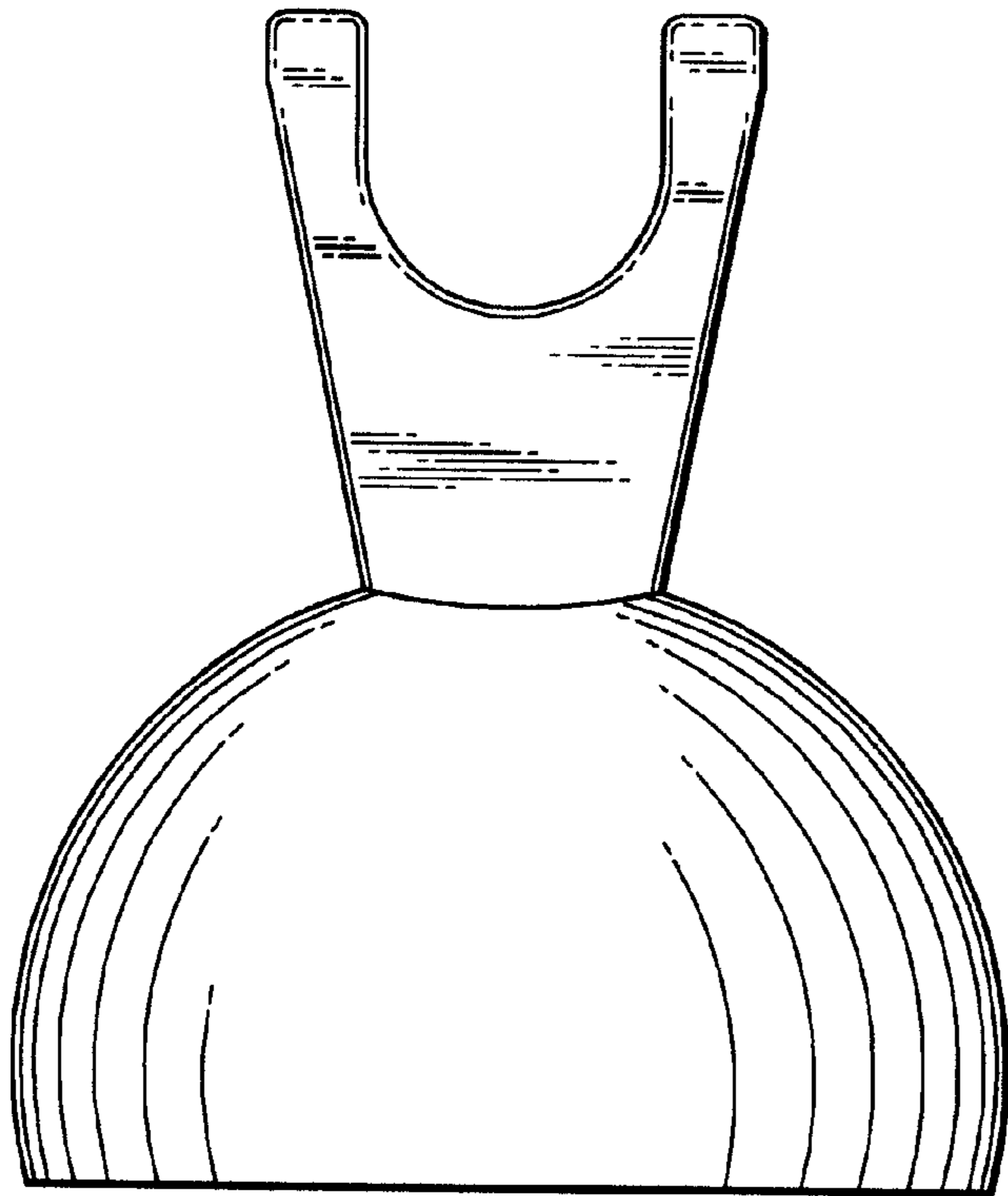


Fig. 3

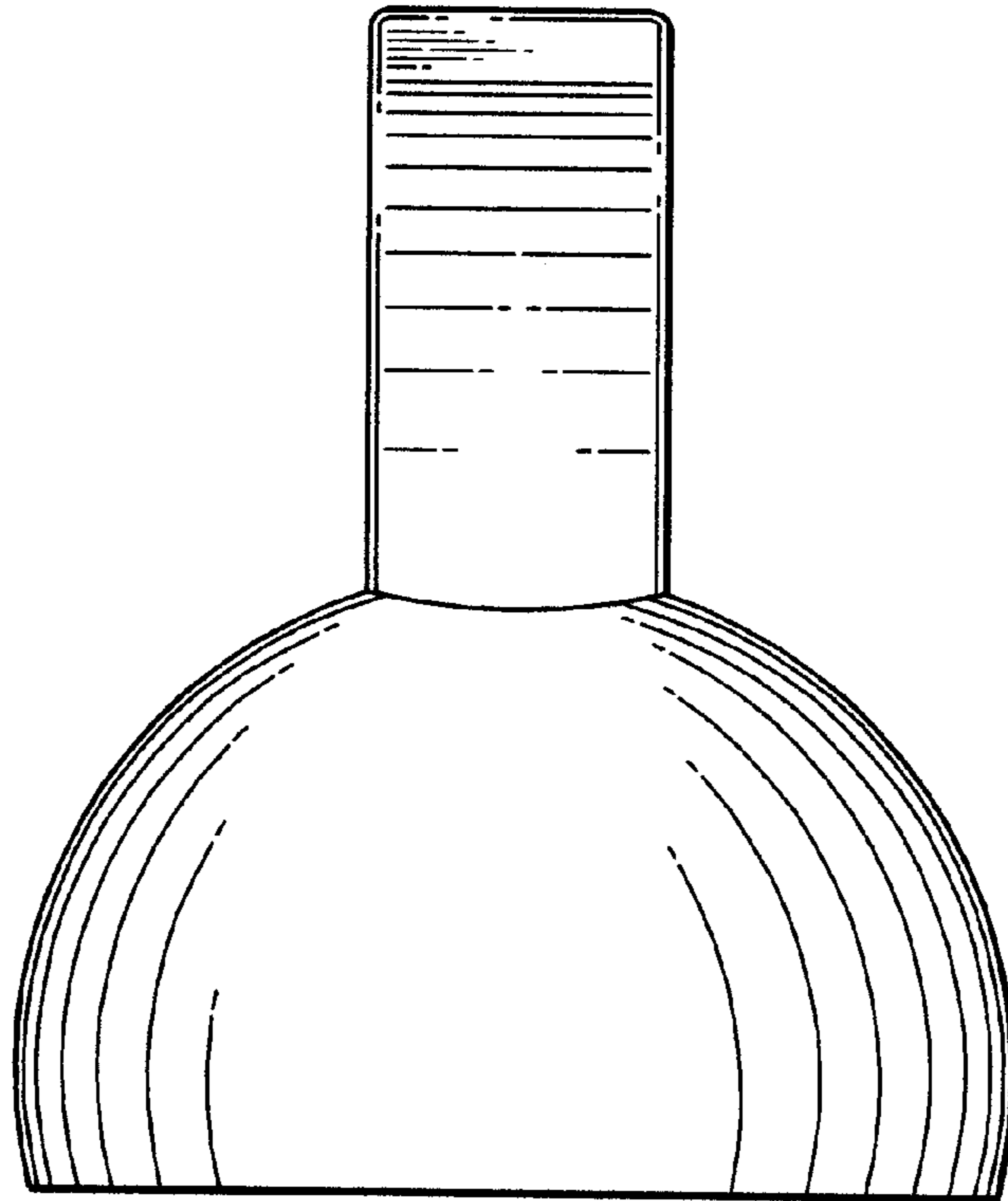


Fig. 4




Fig. 5