



US00D534607S

(12) **United States Design Patent**  
**Norton et al.**

(10) **Patent No.:** **US D534,607 S**  
(45) **Date of Patent:** **\*\* Jan. 2, 2007**

(54) **GOLF GRIP**  
(75) Inventors: **Bruce John Norton**, Laurinburg, NC  
(US); **Charles Walter Devaney**,  
Laurinburg, NC (US)  
(73) Assignee: **Eaton Corporation**, Cleveland, OH  
(US)  
(\*\*) Term: **14 Years**

D328,484 S \* 8/1992 Hsien ..... D21/756  
D363,963 S \* 11/1995 Boone et al. .... D21/756  
D431,851 S \* 10/2000 Anderson ..... D21/756  
D463,521 S \* 9/2002 Jones ..... D21/756  
D469,492 S \* 1/2003 Huang ..... D21/756  
D477,374 S \* 7/2003 Huang ..... D21/756  
D478,141 S \* 8/2003 Huang ..... D21/756  
D512,758 S \* 12/2005 Tuerschmann et al. .... D21/756  
D524,390 S \* 7/2006 Tuerschmann ..... D21/756  
D525,332 S \* 7/2006 Miller ..... D21/756  
D525,673 S \* 7/2006 Miller ..... D21/756

(21) Appl. No.: **29/252,309**  
(22) Filed: **Jan. 20, 2006**  
(51) **LOC (8) Cl.** ..... **21-02**  
(52) **U.S. Cl.** ..... **D21/756**  
(58) **Field of Classification Search** ..... D21/756,  
D21/757; 473/300-303  
See application file for complete search history.

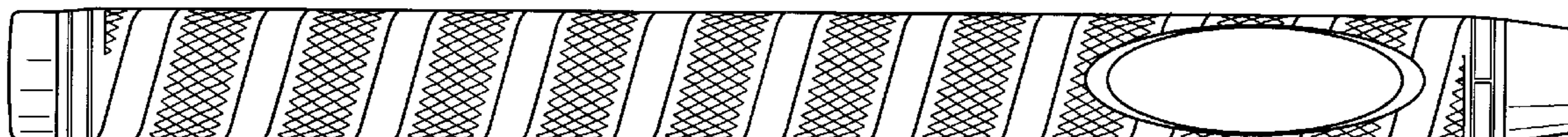
\* cited by examiner  
*Primary Examiner*—Mitchell Siegel  
(74) *Attorney, Agent, or Firm*—Daniel S. Kalka

(56) **References Cited**  
U.S. PATENT DOCUMENTS  
D235,898 S \* 7/1975 Spencer ..... D21/756  
D235,899 S \* 7/1975 Spencer ..... D21/756  
D244,100 S \* 4/1977 Spencer ..... D21/756  
D259,802 S \* 7/1981 Williams ..... D21/756  
D284,298 S \* 6/1986 Kobayashi ..... D21/756  
D295,207 S \* 4/1988 Mahaffey ..... D21/756

(57) **CLAIM**  
The ornamental design for a golf grip, substantially as shown and described.

**DESCRIPTION**  
FIG. 1 is a front elevational view of the golf grip;  
FIG. 2 is a rear elevational view;  
FIG. 3 is a side elevational view;  
FIG. 4 is a top view; and,  
FIG. 5 is a bottom view.

**1 Claim, 2 Drawing Sheets**



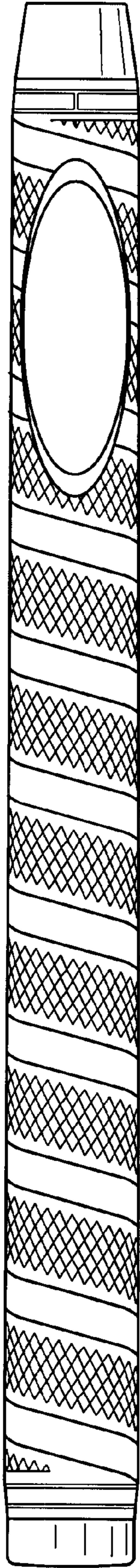


Fig. 1

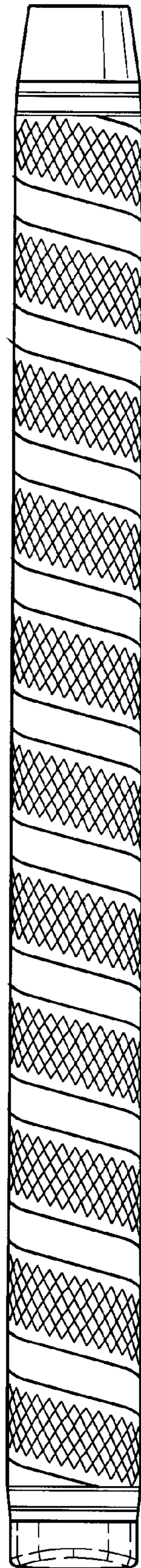


Fig. 2

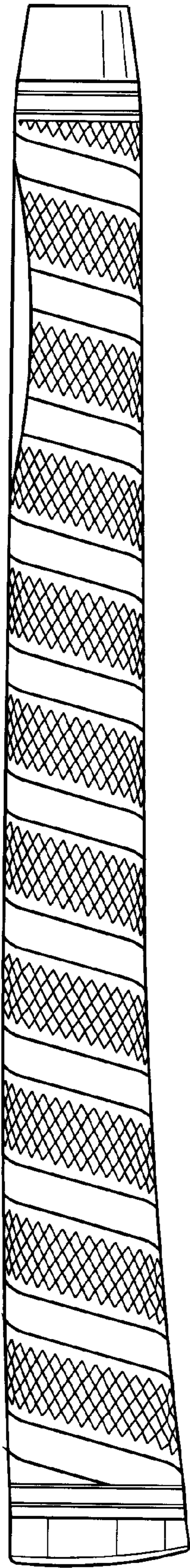


Fig. 3

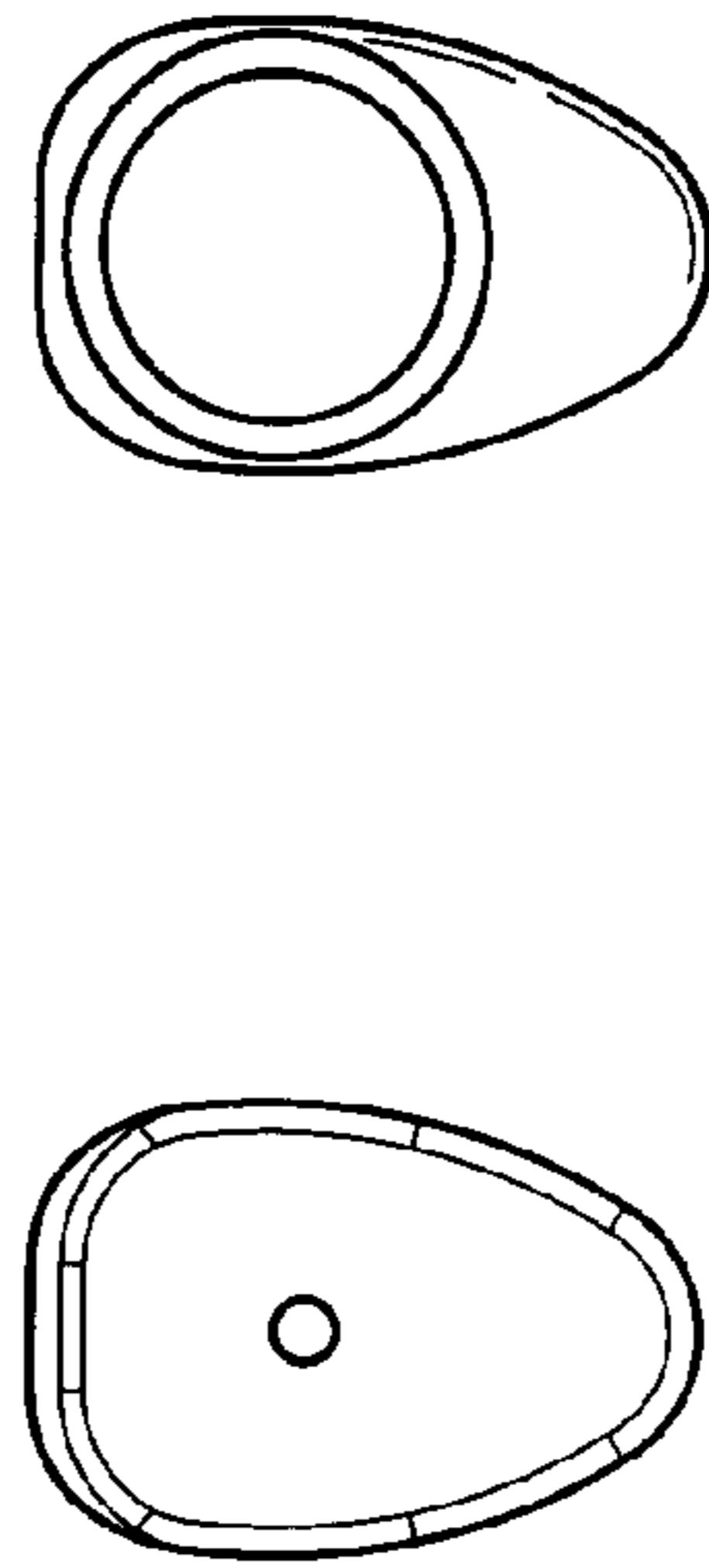


Fig. 4      Fig. 5