



US00D534605S

(12) **United States Design Patent**
Norton et al.

(10) **Patent No.:** **US D534,605 S**
(45) **Date of Patent:** **** Jan. 2, 2007**

(54) **GOLF GRIP**

D524,390 S * 7/2006 Tuerschmann D21/756

(75) Inventors: **Bruce John Norton**, Laurinburg, NC
(US); **Charles Walter Devaney**,
Laurinburg, NC (US)

* cited by examiner

(73) Assignee: **Eaton Corporation**, Cleveland, OH
(US)

Primary Examiner—Mitchell Siegel

(74) *Attorney, Agent, or Firm*—Daniel S. Kalka

(**) Term: **14 Years**

(57) **CLAIM**

The ornamental design for a golf grip, substantially as shown and described.

(21) Appl. No.: **29/252,299**

(22) Filed: **Jan. 16, 2006**

DESCRIPTION

(51) **LOC (8) Cl.** **21-02**

FIG. 1 is a front elevational view of the golf grip;

(52) **U.S. Cl.** **D21/756**

FIG. 2 is a rear elevational view;

(58) **Field of Classification Search** D21/756,

FIG. 3 is a side elevational view;

D21/757; 473/300–303

FIG. 4 is a top view; and,

See application file for complete search history.


FIG. 5 is a bottom view.

(56) **References Cited**

U.S. PATENT DOCUMENTS

D295,207 S * 4/1988 Mahaffey D21/756

1 Claim, 2 Drawing Sheets



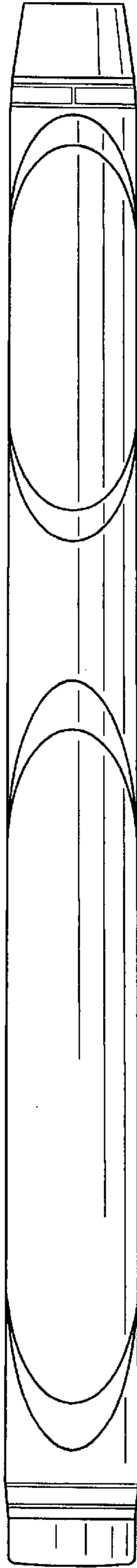


Fig. 1



Fig. 2

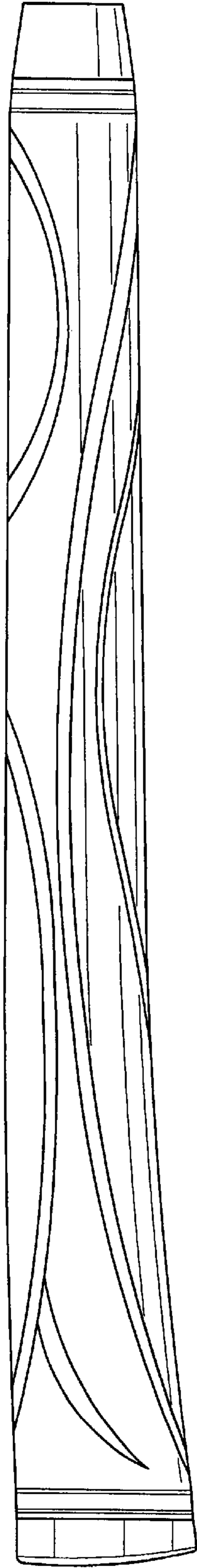


Fig. 3

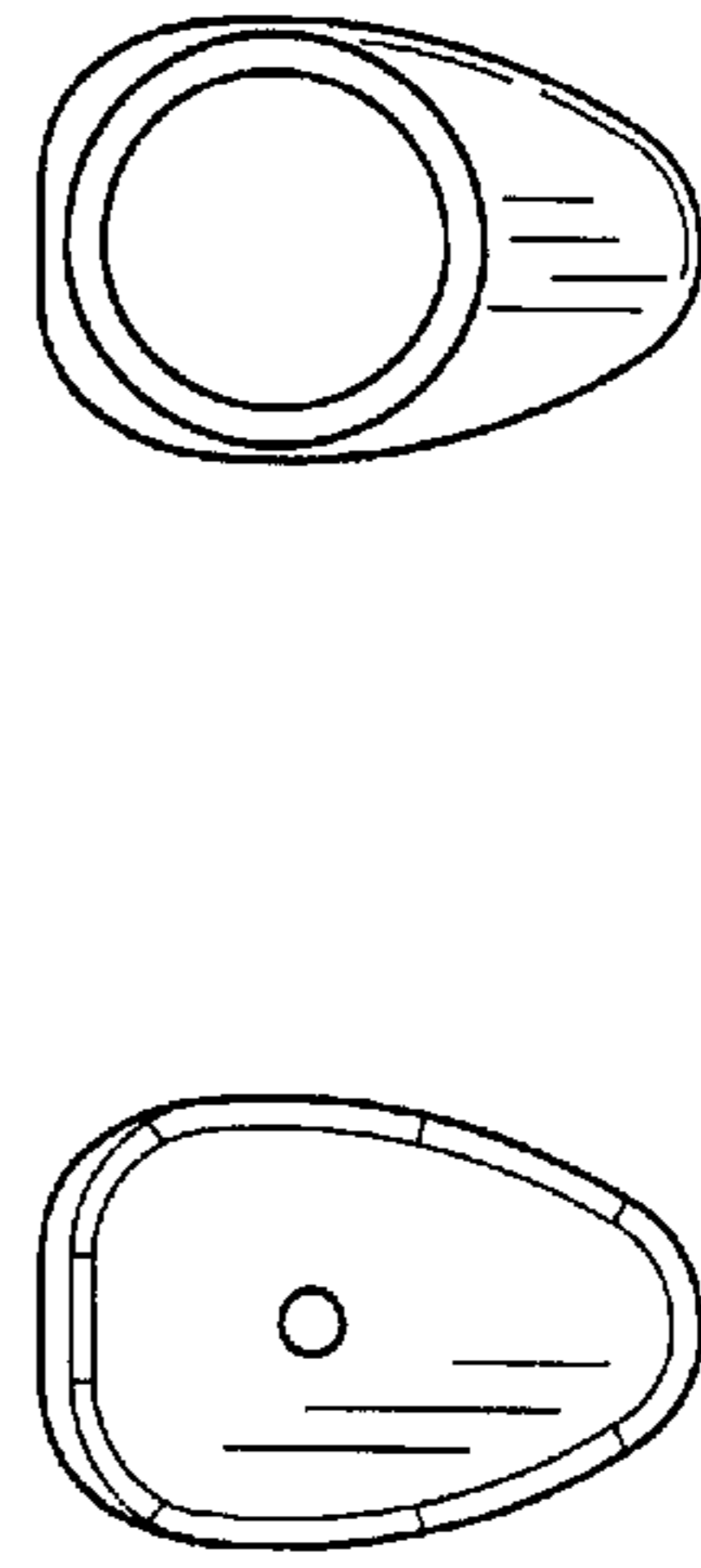


Fig. 4 Fig. 5