



US00D534588S

(12) **United States Design Patent**  
**Nuttall**

(10) **Patent No.:** **US D534,588 S**  
(45) **Date of Patent:** **\*\* Jan. 2, 2007**

- (54) **RECTANGULAR CLIP**
- (75) Inventor: **Michael John Nuttall**, Portola Valley, CA (US)
- (73) Assignee: **Ideo Inc.**, Palo Alto, CA (US)
- (\*\*) Term: **14 Years**
- (21) Appl. No.: **29/218,751**
- (22) Filed: **Dec. 6, 2004**
- (51) **LOC (8) Cl.** ..... **19-02**
- (52) **U.S. Cl.** ..... **D19/65**
- (58) **Field of Classification Search** ..... D8/394, D8/395; D19/65, 86, 87, 88, 90, 91, 99, 100; 24/67 R, 67.3, 67.5, 67.7, 67.9, 67.11, 489, 24/563, 570, DIG. 8, DIG. 9; 40/658, 666  
See application file for complete search history.

- D315,864 S 4/1991 Embree et al.
- D328,668 S 8/1992 Legrand
- D365,365 S 12/1995 Salisbury
- D376,534 S 12/1996 Wolff
- D381,041 S \* 7/1997 Lammers et al. .... D19/32
- D398,651 S \* 9/1998 Suzuki ..... D19/90
- D432,906 S 10/2000 Stoddard
- D492,726 S 7/2004 Nuttall et al.
- D492,727 S 7/2004 Nuttall et al.
- D492,728 S 7/2004 Nuttall et al.
- D493,487 S 7/2004 Nuttall et al.

\* cited by examiner

*Primary Examiner*—Elizabeth A. Albert

(74) *Attorney, Agent, or Firm*—Patterson & Sheridan, LLP

(57) **CLAIM**

The ornamental design for a rectangular clip, as shown and described.

**DESCRIPTION**

FIG. 1 is a perspective view of the rectangular clip, showing the front, top and side of our new design.


FIG. 2 is an exploded perspective view of the rectangular clip, showing the front, top and side of our new design; and, FIG. 3 is the rectangular clip of our new design shown in a lateral perspective view.

**1 Claim, 3 Drawing Sheets**

(56) **References Cited**

U.S. PATENT DOCUMENTS

- 211,050 A \* 12/1878 Reynolds ..... 281/27.3
- 3,099,269 A \* 7/1963 Sorensen ..... 24/67.11
- D300,298 S 3/1989 Mori
- D302,653 S \* 8/1989 Wolff ..... D8/395
- D310,689 S \* 9/1990 Evenson ..... D19/90
- D312,660 S 12/1990 Bowles, Jr.
- D314,012 S 1/1991 Klodt



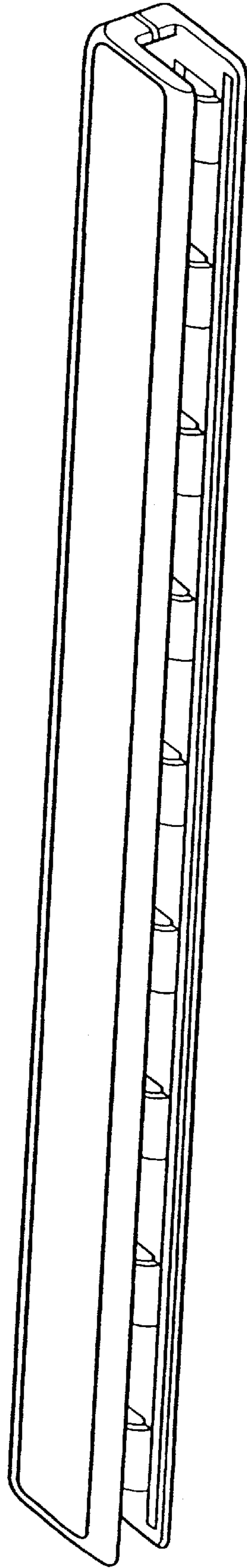


Figure 1

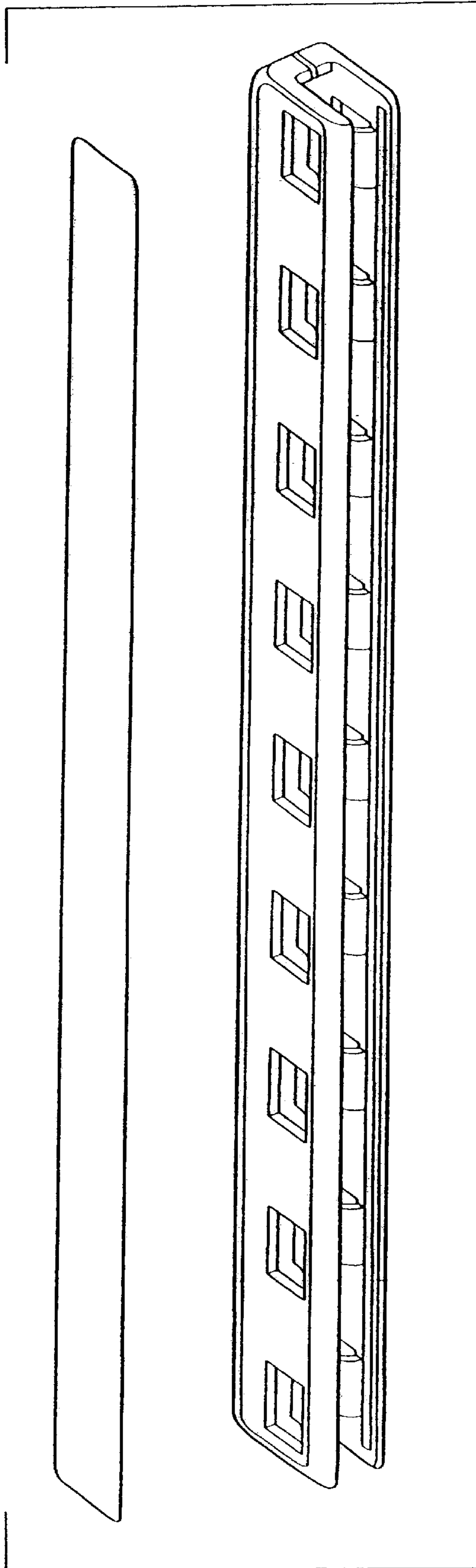


Figure 2

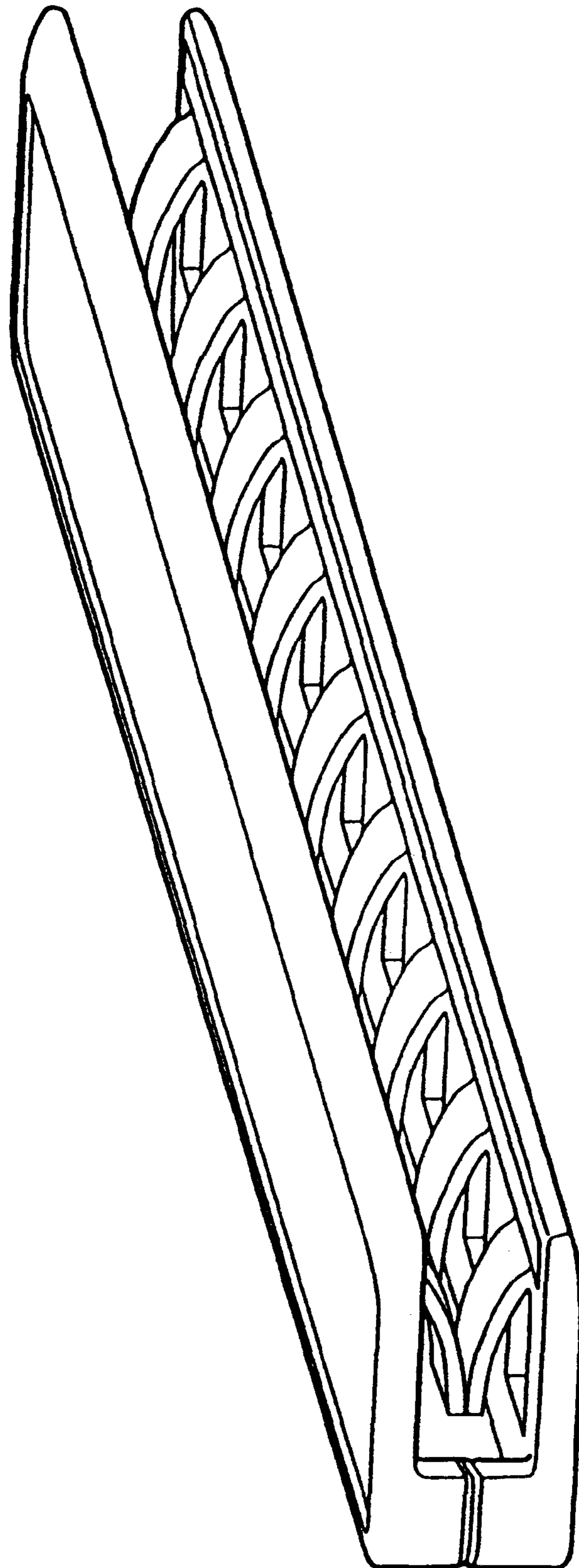


Figure 3