

US00D534587S

(12) **United States Design Patent**
Hageman et al.

(10) **Patent No.:** **US D534,587 S**

(45) **Date of Patent:** **** Jan. 2, 2007**

(54) **CAP FOR A WRITING INSTRUMENT**

(75) Inventors: **Christopher Hageman**, Glastonbury,
CT (US); **James T. Sener**, Glastonbury,
CT (US)

(73) Assignee: **Pental of America, Ltd.**, Torrance, CA
(US)

(**) Term: **14 Years**

(21) Appl. No.: **29/224,781**

(22) Filed: **Mar. 7, 2005**

(51) **LOC (8) Cl.** **19-06**

(52) **U.S. Cl.** **D19/57**

(58) **Field of Classification Search** D19/36,
D19/37, 41-51, 54-57; 24/11 R, 11 F, 11 P;
401/52, 99, 100, 104, 105, 106, 107, 108,
401/109, 192, 195, 243-247

See application file for complete search history.

(56) **References Cited**

U.S. PATENT DOCUMENTS

903,431 A * 11/1908 Arnold 30/113

D373,383 S * 9/1996 Izushima D19/57
D387,803 S * 12/1997 Izushima D19/57
D391,294 S * 2/1998 Izushima D19/57
D409,658 S * 5/1999 Chevalier et al. D19/51
D414,205 S * 9/1999 Chevalier et al. D19/57
D504,187 S * 4/2005 Man D26/37

* cited by examiner

Primary Examiner—Elizabeth A. Albert

(74) *Attorney, Agent, or Firm*—Adams & Wilks

(57) **CLAIM**

The ornamental design for a cap for a writing instrument, as shown and described.

DESCRIPTION

FIG. 1 is a front, right perspective view of a cap for a writing instrument showing our new design; FIG. 2 is a front elevational view thereof; FIG. 3 is a right side elevational view thereof; FIG. 4 is a rear elevational view thereof; FIG. 5 is a left side elevational view thereof; FIG. 6 is a top plan view thereof; and, FIG. 7 is a bottom plan view thereof.

1 Claim, 4 Drawing Sheets

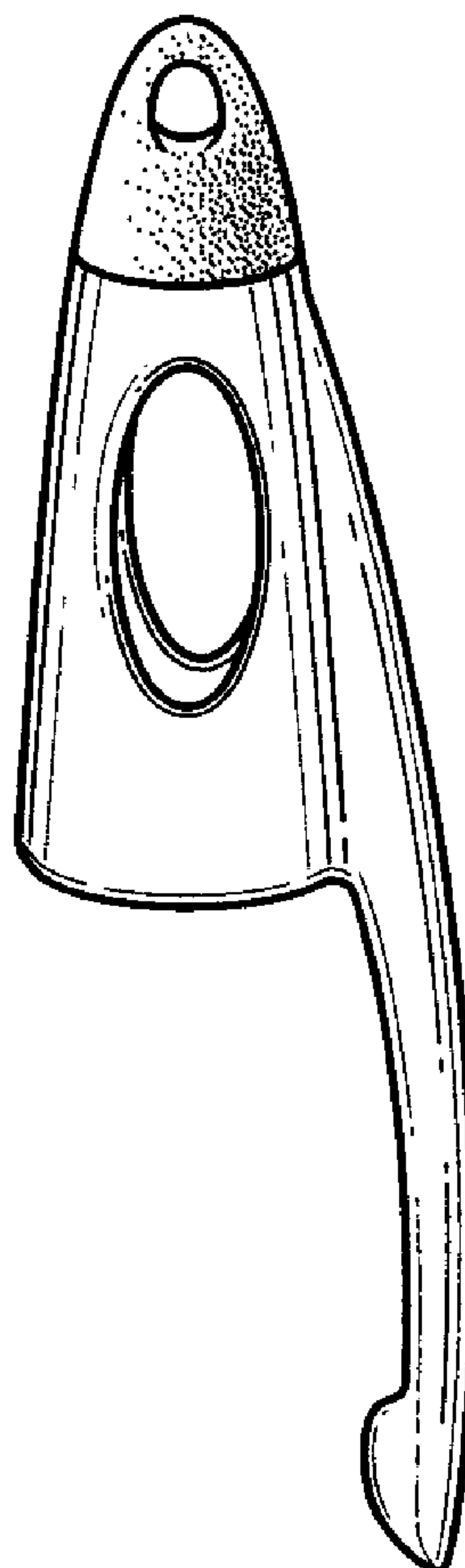


FIG. 1

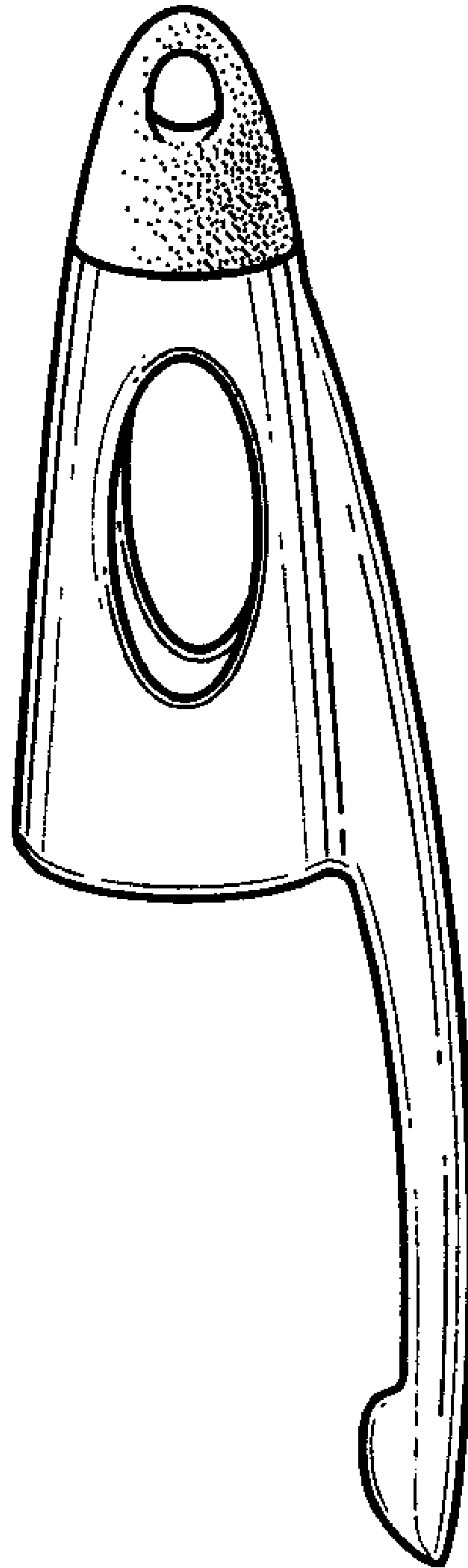


FIG. 2

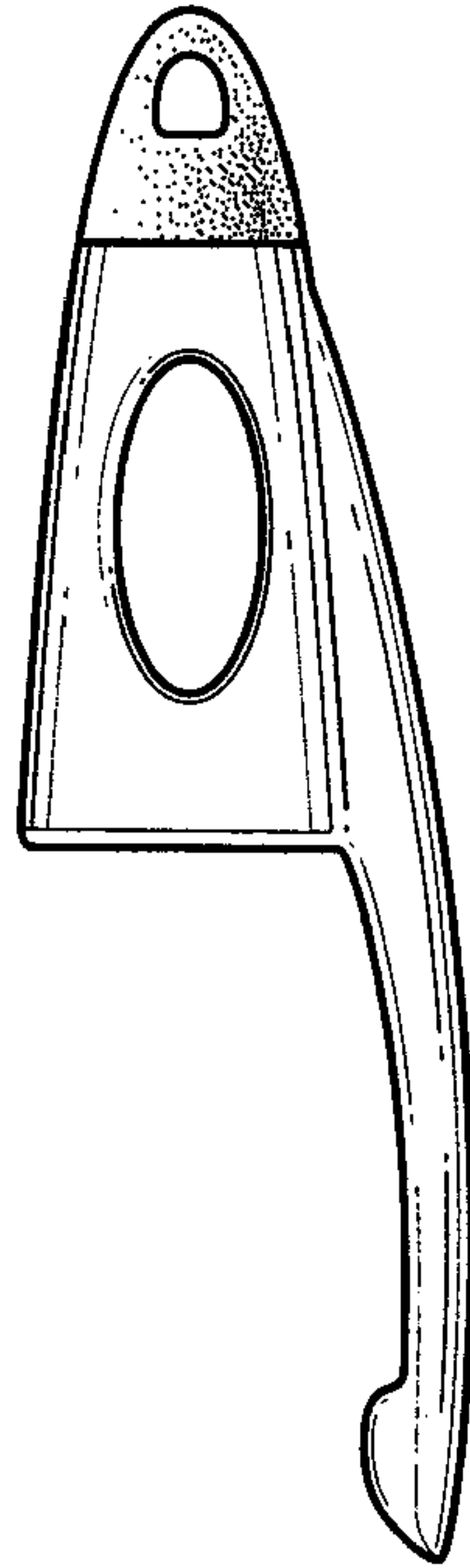


FIG. 3

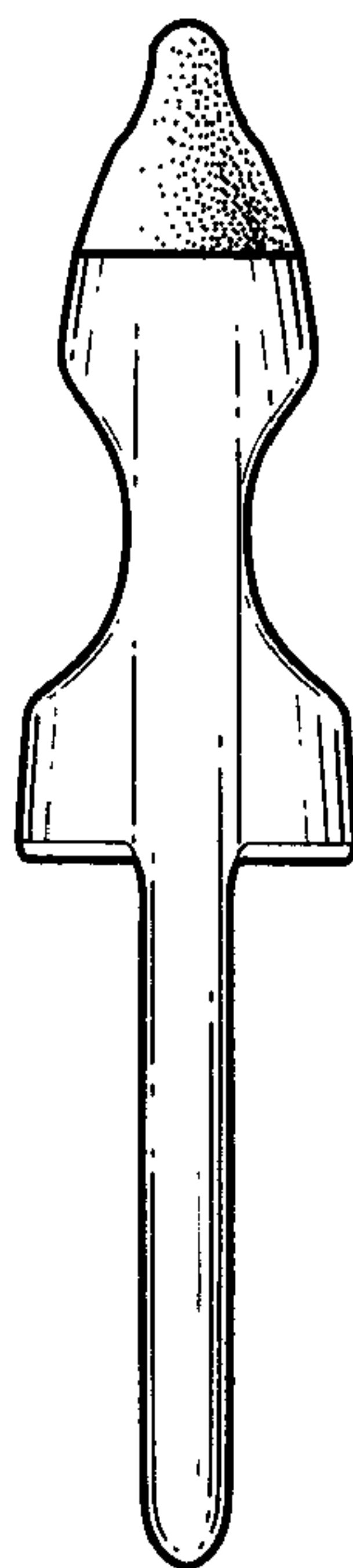


FIG. 4





FIG. 5



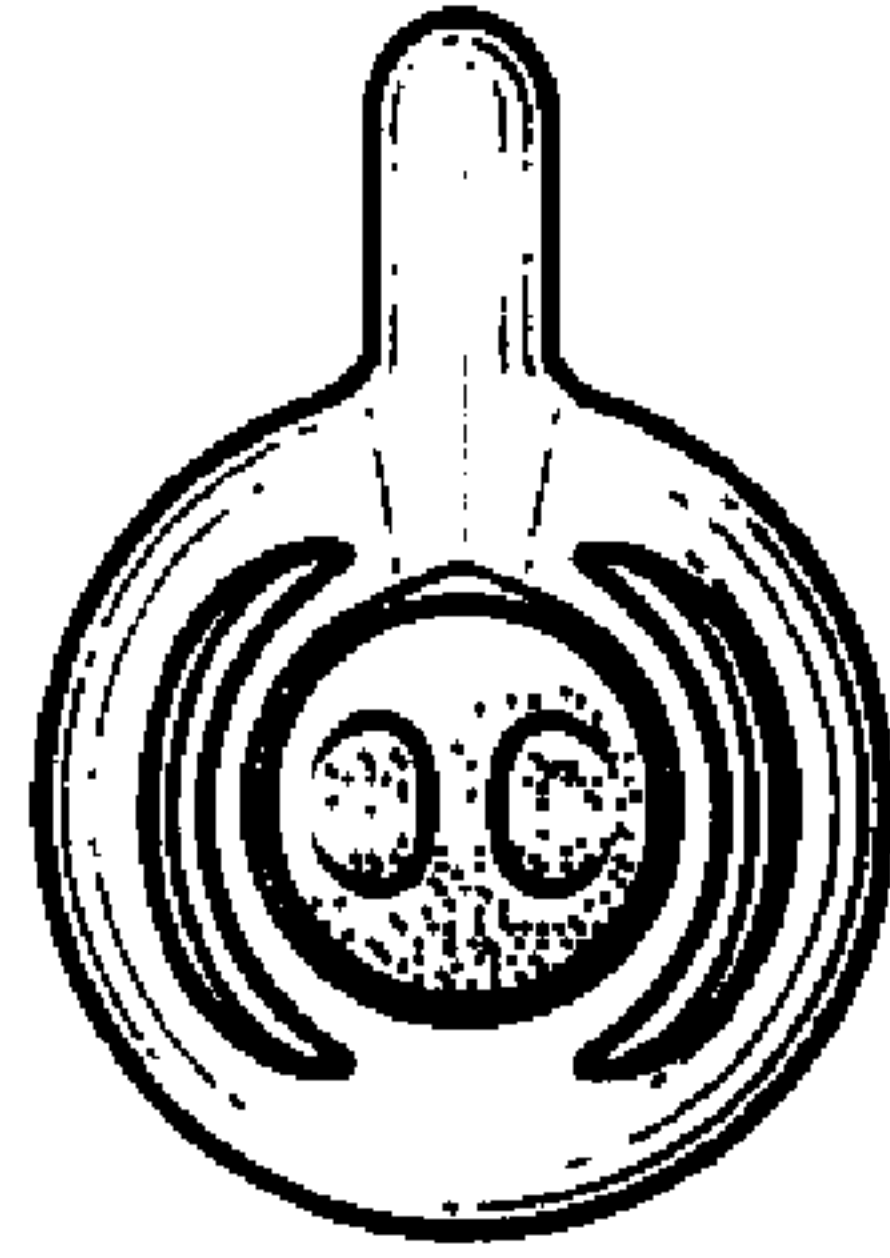


FIG. 6

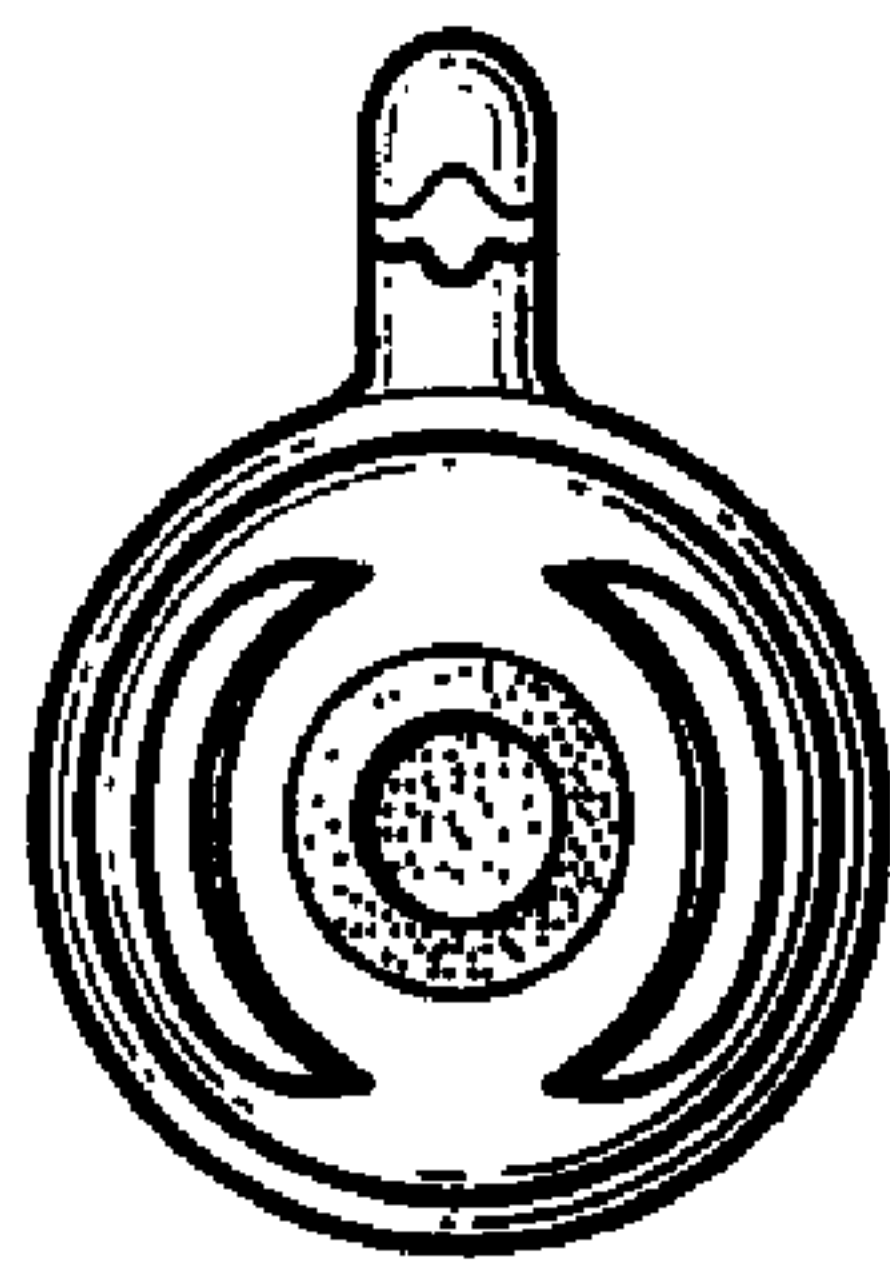


FIG. 7