



US00D534585S

(12) **United States Design Patent**
Oas

(10) **Patent No.:** **US D534,585 S**

(45) **Date of Patent:** **** Jan. 2, 2007**

(54) **PEN**

(75) **Inventor:** **Daniel Oas**, Irwindale, CA (US)

(73) **Assignee:** **Calibre International**, Irwindale, CA (US)

(**) **Term:** **14 Years**

(21) **Appl. No.:** **29/229,432**

(22) **Filed:** **May 6, 2005**

(51) **LOC (8) Cl.** **19-06**

(52) **U.S. Cl.** **D19/44**

(58) **Field of Classification Search** D8/356;
D19/36, 37, 41-51, 54-57; 24/11 R, 11 F,
24/11 P; 401/52, 99, 100, 104, 105, 106,
401/107, 108, 109, 192, 195, 243-247; D26/38
See application file for complete search history.

(56) **References Cited**

U.S. PATENT DOCUMENTS

D80,362 S * 1/1930 Cuthbert et al. D19/51
D443,370 S * 6/2001 Yu D26/37

D445,454 S * 7/2001 Martens et al. D19/51
D477,025 S * 7/2003 Morrow D19/51
D491,984 S * 6/2004 Piacenza D19/51
D495,073 S * 8/2004 Kumthampinij et al. D26/37
D495,362 S * 8/2004 Qiu D19/43
D508,714 S * 8/2005 Koch D19/36
D509,538 S * 9/2005 Yeh D19/46

* cited by examiner

Primary Examiner—Elizabeth A. Albert

(74) *Attorney, Agent, or Firm*—The Soni Law Firm

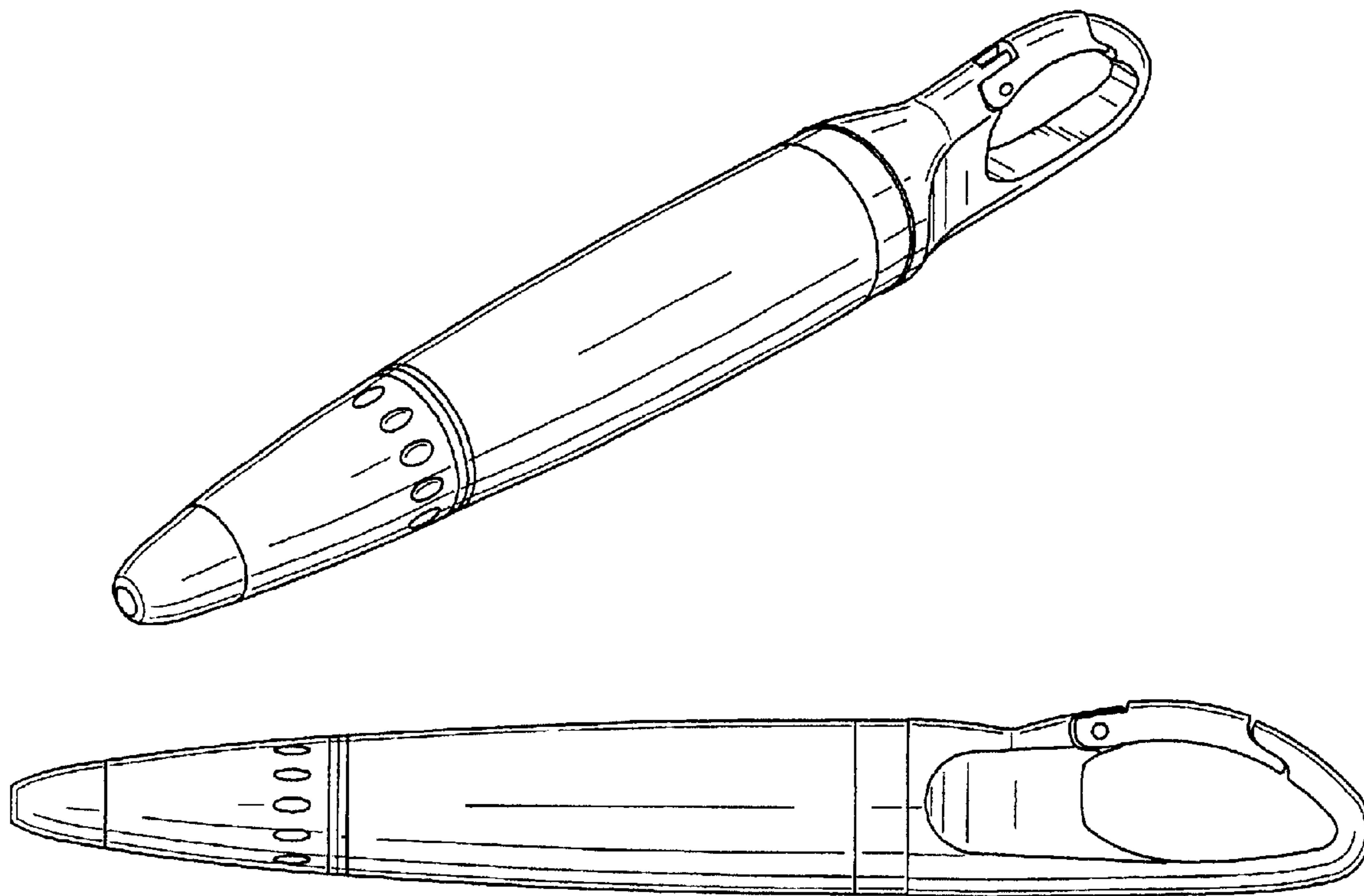
(57) **CLAIM**

The ornamental design for a pen, as shown and described.

DESCRIPTION

FIG. 1 is a front perspective view of a pen;
FIG. 2 is a front view of the pen of FIG. 1;
FIG. 3 is a side view of the pen of FIG. 1;
FIG. 4 is a rear view of the pen of FIG. 1;
FIG. 5 is a bottom plan view of the pen of FIG. 1; and,
FIG. 6 is a top plan view of the pen of FIG. 1.

1 Claim, 2 Drawing Sheets






FIG. 1




FIG. 2




FIG. 3




FIG. 4

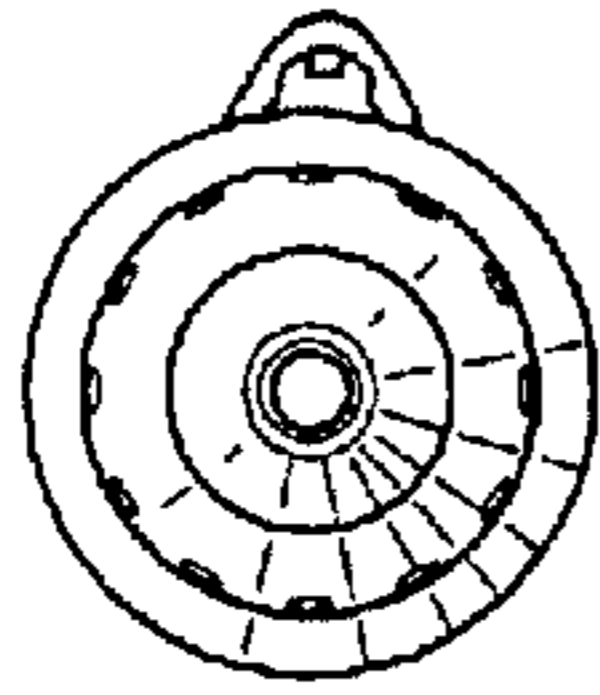


FIG. 5



FIG. 6