



US00D534583S

(12) **United States Design Patent**
Wagoner et al.

(10) **Patent No.:** **US D534,583 S**

(45) **Date of Patent:** **** Jan. 2, 2007**

(54) **BALLOT ENVELOPE**

(75) Inventors: **Jerry Wagoner**, Everett, WA (US);
Krista McLoughlin, Lake Stevens, WA
(US); **Karman Eng**, Everett, WA (US);
Harminder Patria, Marysville, WA
(US); **Brett Hamilton Barrett**, Everett,
WA (US)

(73) Assignee: **Diebold Election Systems, Inc.**, Allen,
TX (US)

(**) Term: **14 Years**

(21) Appl. No.: **29/258,039**

(22) Filed: **Apr. 14, 2006**

(51) **LOC (8) Cl.** **19-01**

(52) **U.S. Cl.** **D19/3**

(58) **Field of Classification Search** D19/1-8;
229/74, 76, 306; 232/2; 283/5, 42, 75
See application file for complete search history.

(56) **References Cited**

U.S. PATENT DOCUMENTS

642,695 A * 2/1900 Hoyt 283/5

874,599 A * 12/1907 Johnson 283/42
1,609,649 A * 12/1926 Long 283/75
4,240,577 A * 12/1980 Harrigan 229/76
D338,913 S * 8/1993 Moya, Jr. D19/3
D377,191 S * 1/1997 Thompson 229/74
2005/0061866 A1 * 3/2005 Ackley et al. 229/306

* cited by examiner

Primary Examiner—Louis Zarfaz

Assistant Examiner—Mark Cavanna

(74) *Attorney, Agent, or Firm*—Nancy Lynn Reeves; Ralph
E. Jocke; Walker & Jocke

(57) **CLAIM**

We claim the ornamental design for a ballot envelope, as
shown and described.

DESCRIPTION

FIG. 1 is a back plan view of a ballot envelope showing our
new design;

FIG. 2 is a back plan view thereof with the flap open; and,
FIG. 3 is a front plan view thereof.

The broken lines in FIGS. 1 and 3 are perforations and do
form a part of the design.

1 Claim, 3 Drawing Sheets

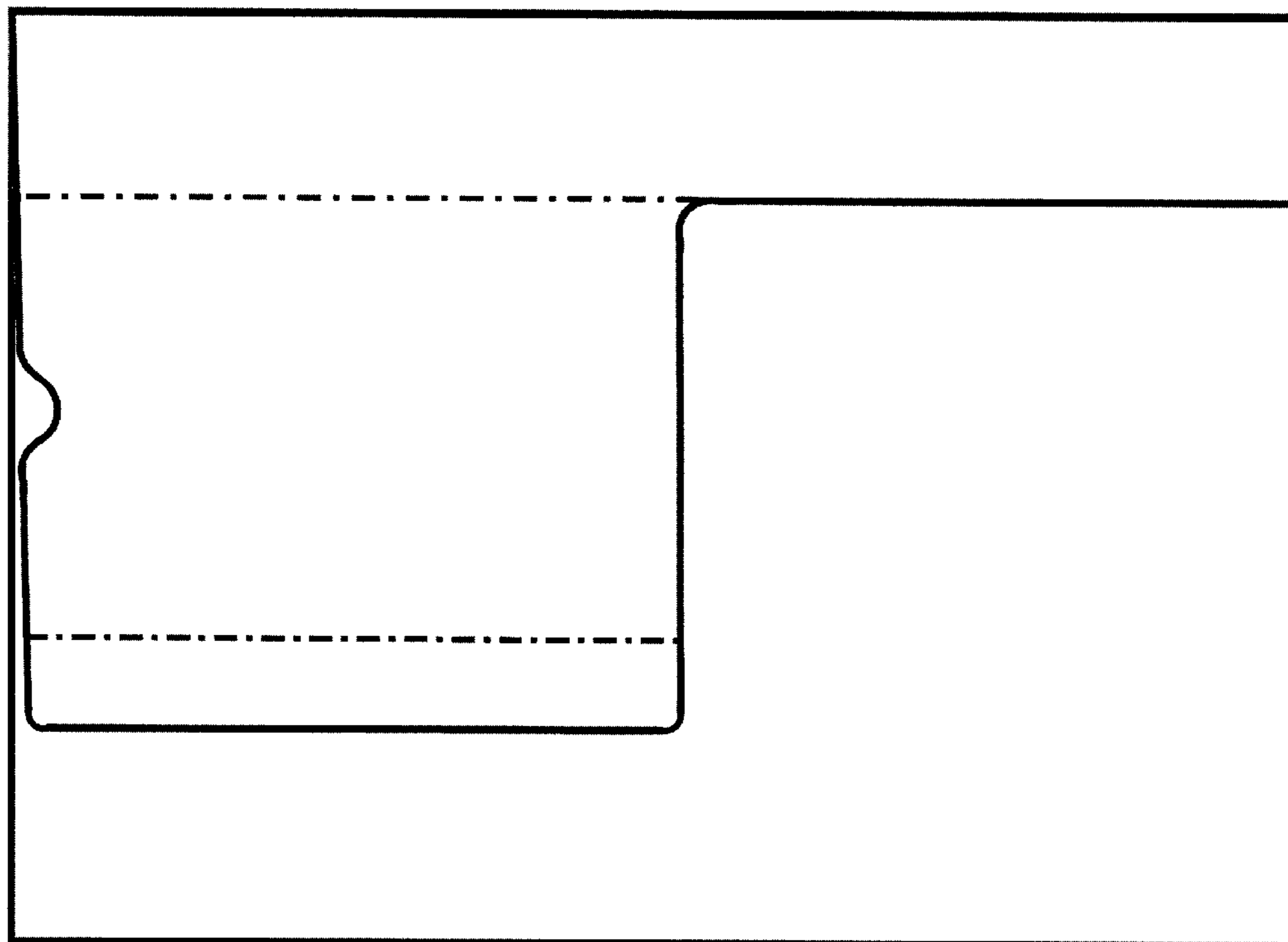
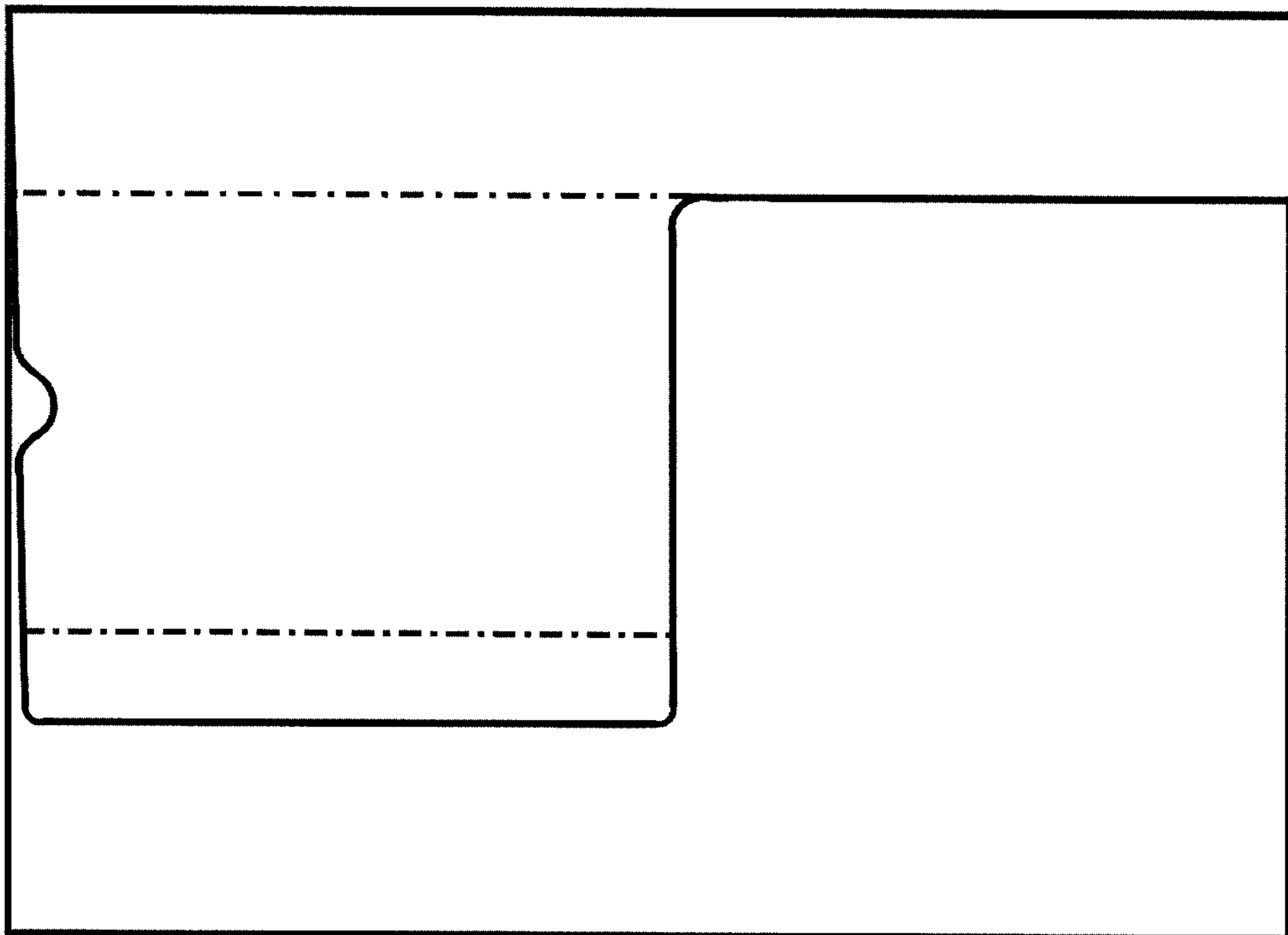


Figure 1



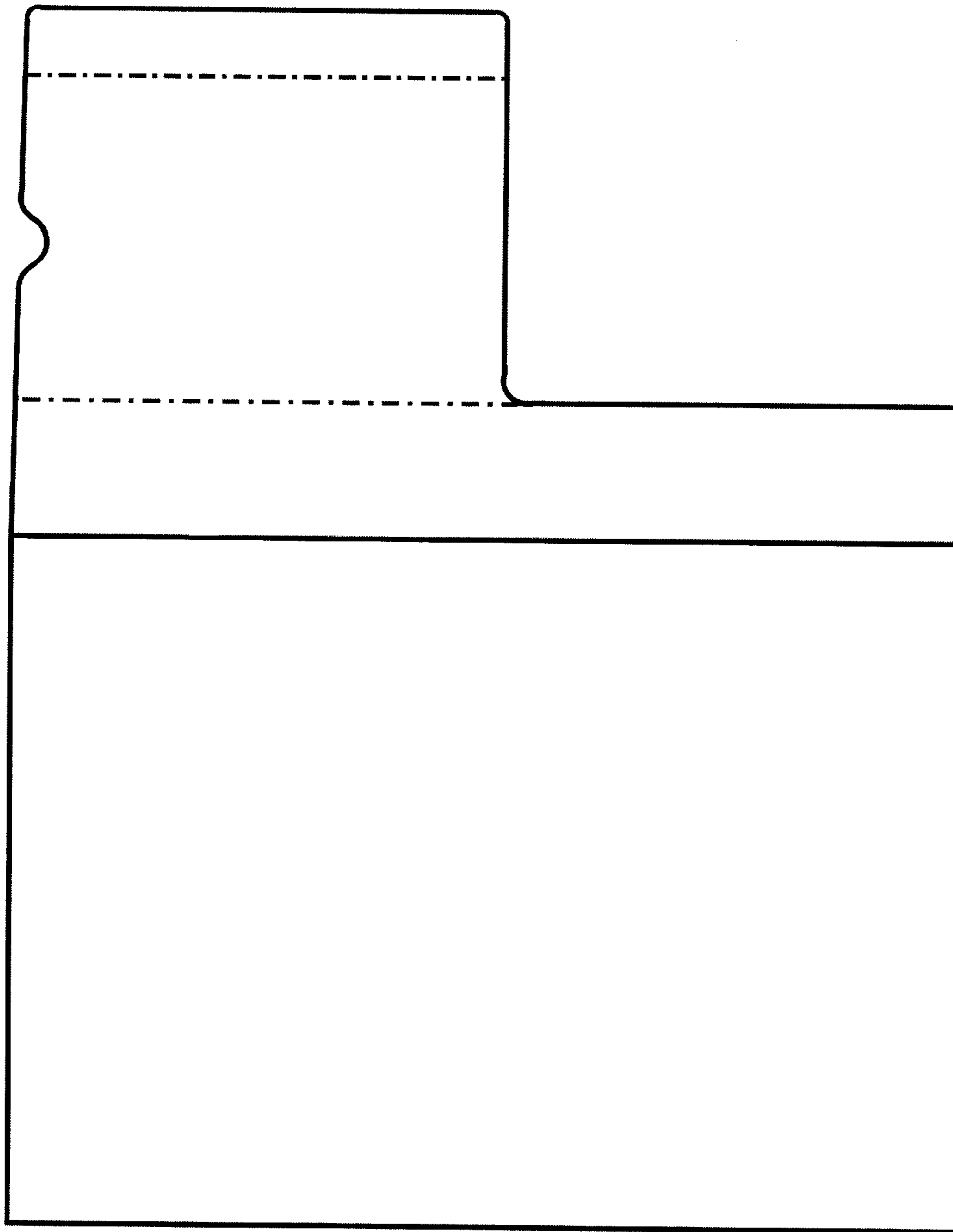


Figure 2

Figure 3

