



US00D534563S

(12) **United States Design Patent**  
**Yip**

(10) **Patent No.:** **US D534,563 S**

(45) **Date of Patent:** **\*\* Jan. 2, 2007**

(54) **HANDLE FOR A MAGNIFIER**

(75) Inventor: **Gin Fai Yip**, North Point (HK)

(73) Assignee: **Leading Extreme Optimist Industries, Ltd.**, Chai Wan (HK)

(\*\*) Term: **14 Years**

(21) Appl. No.: **29/211,101**

(22) Filed: **Aug. 10, 2004**

(51) **LOC (8) Cl.** ..... **16-06**

(52) **U.S. Cl.** ..... **D16/135**

(58) **Field of Classification Search** ..... D16/130,  
D16/135; 359/802, 803, 805, 808, 809, 810,  
359/811, 812, 816, 817, 818, 819, 821; D6/300,  
D6/309; D8/57, 107; D28/64.6

See application file for complete search history.

(56) **References Cited**

**U.S. PATENT DOCUMENTS**

- D118,929 S \* 2/1940 Friedman ..... D16/135
- D137,795 S \* 5/1944 Lesiak et al. .... D28/64.6
- D147,765 S \* 10/1947 Silbernagel ..... D16/135
- D331,691 S \* 12/1992 Chan ..... D8/107
- D491,590 S \* 6/2004 Singer et al. .... D16/135

- D497,626 S \* 10/2004 Yip et al. .... D16/135
- D501,665 S \* 2/2005 Yip et al. .... D16/135
- D509,840 S \* 9/2005 Lewis ..... D16/135

\* cited by examiner

*Primary Examiner*—Paula A. Greene

(74) *Attorney, Agent, or Firm*—Carmody & Torrance LLP

(57) **CLAIM**

The ornamental design for a handle for a magnifier, as shown and described.

**DESCRIPTION**

FIG. 1 is a perspective view of a handle for a magnifier showing my new design;

FIG. 2 is a perspective view of a handle in an open (e.g. pivoted) position;

FIG. 3 is a first end elevational view of FIG. 1;

FIG. 4 is a second end elevational view of FIG. 1;

FIG. 5 is a right side elevational view of FIG. 1;

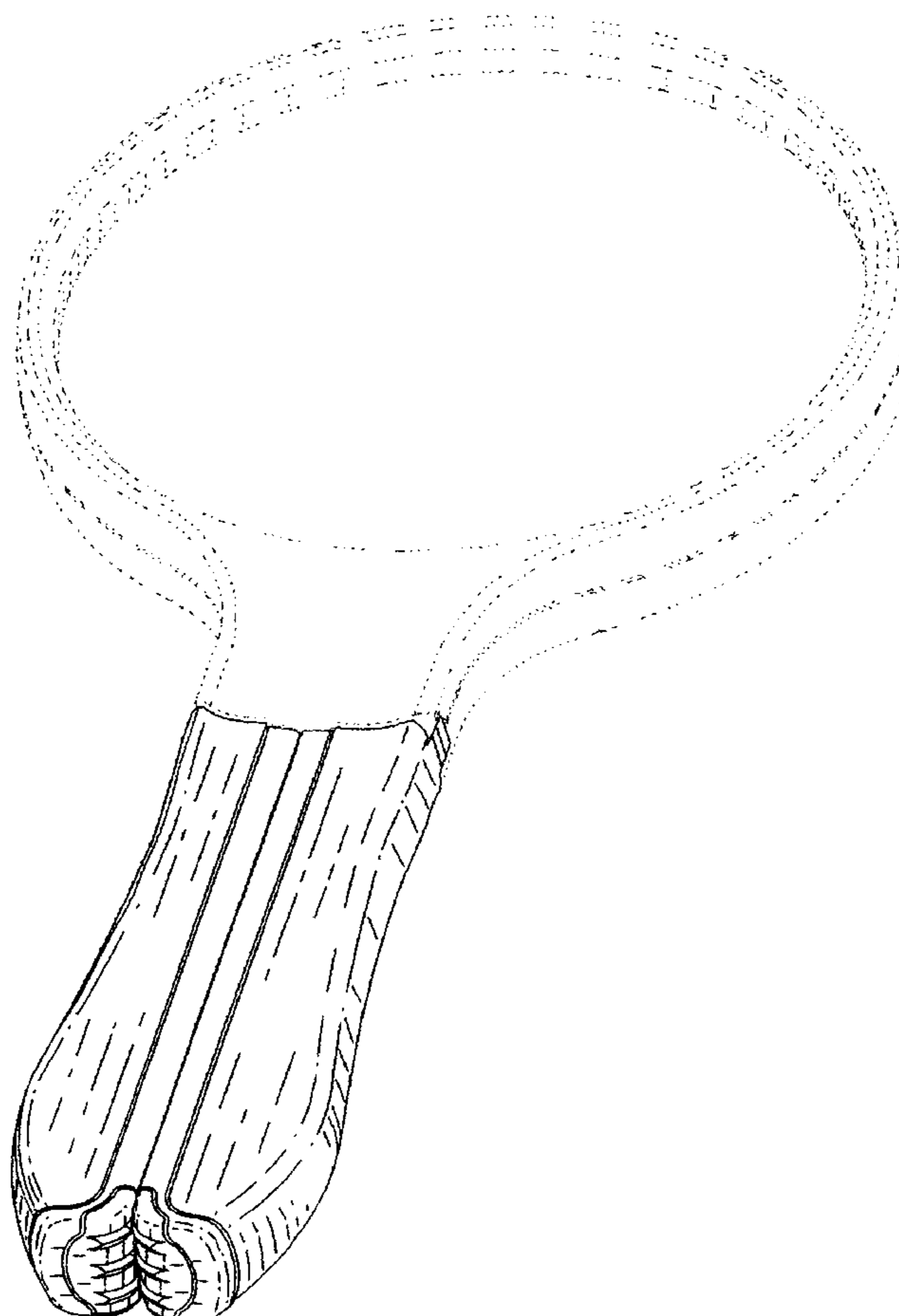
FIG. 6 is a left side elevational view of FIG. 1;

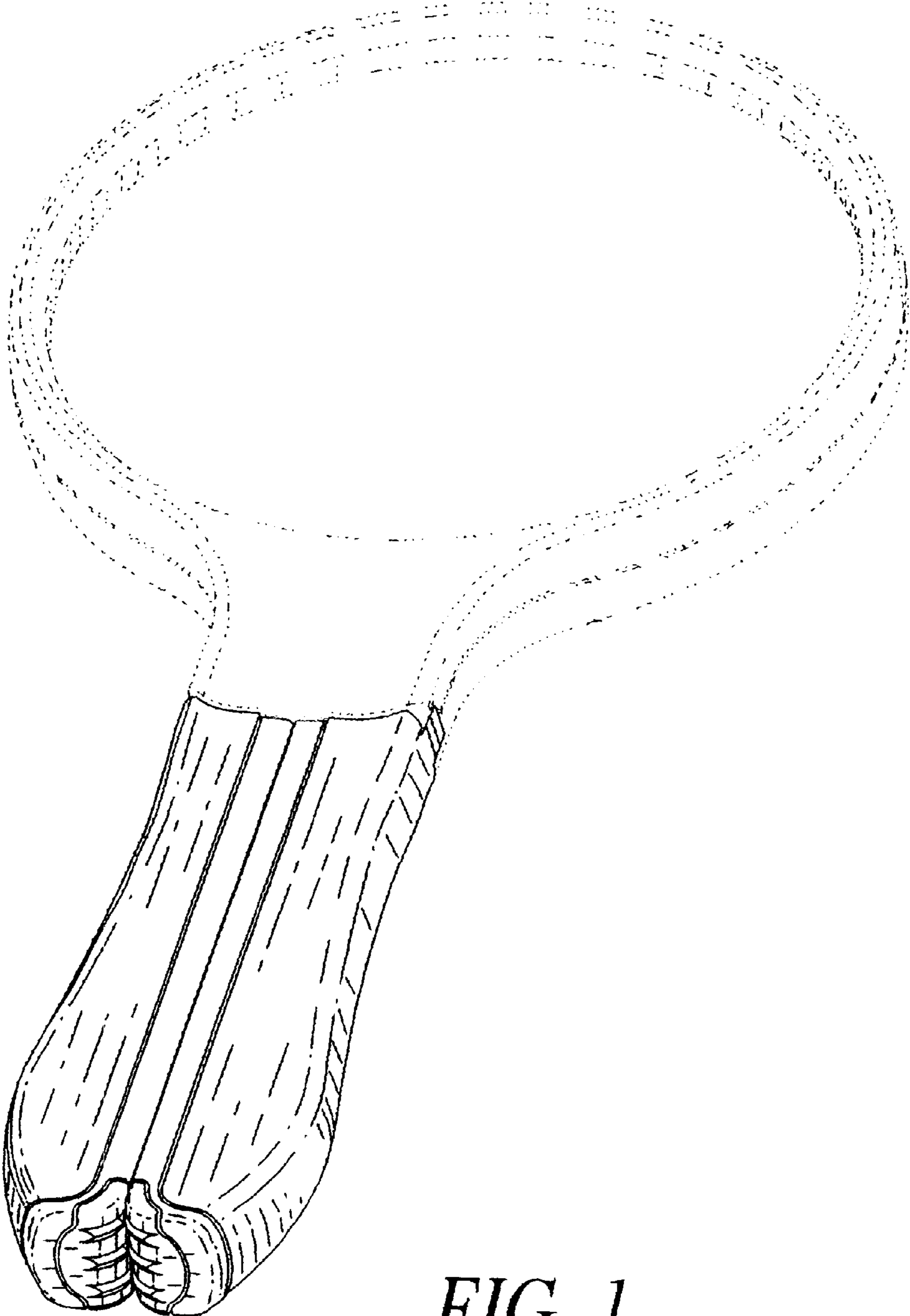
FIG. 7 is a top plan view of FIG. 1; and,

FIG. 8 is a bottom plan view of FIG. 1.

The dotted showings are environmental only and form no part of the claimed design.

**1 Claim, 7 Drawing Sheets**





*FIG. 1*

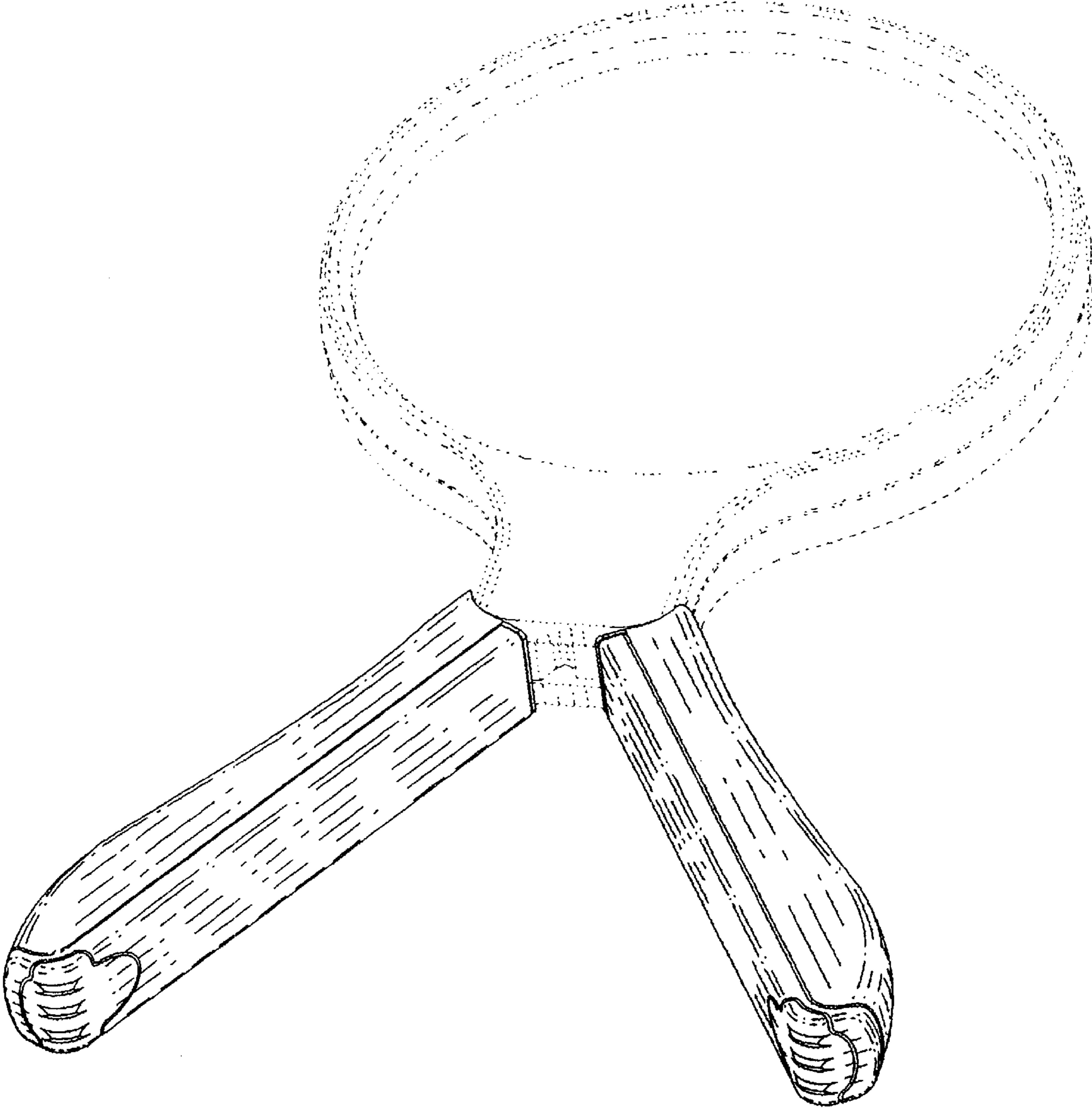
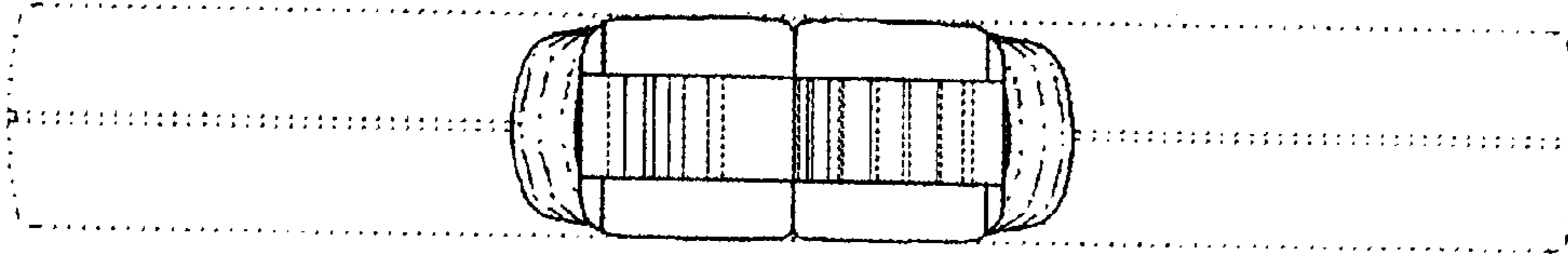
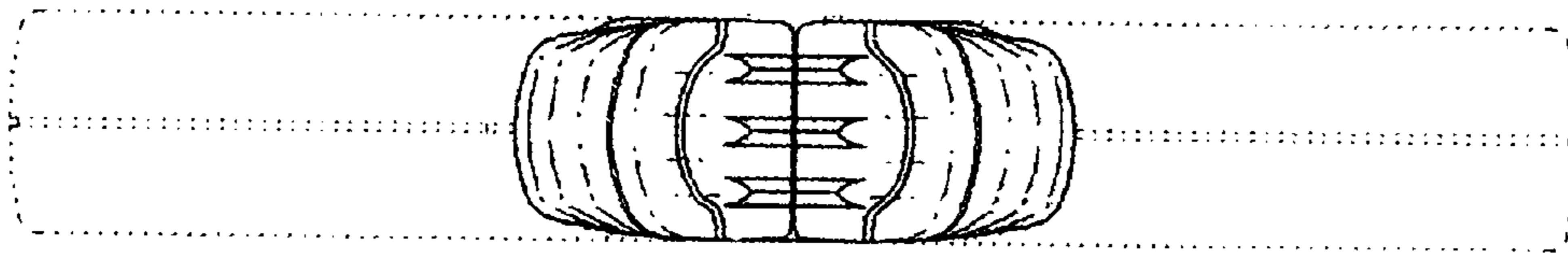



FIG. 2




*FIG. 3*



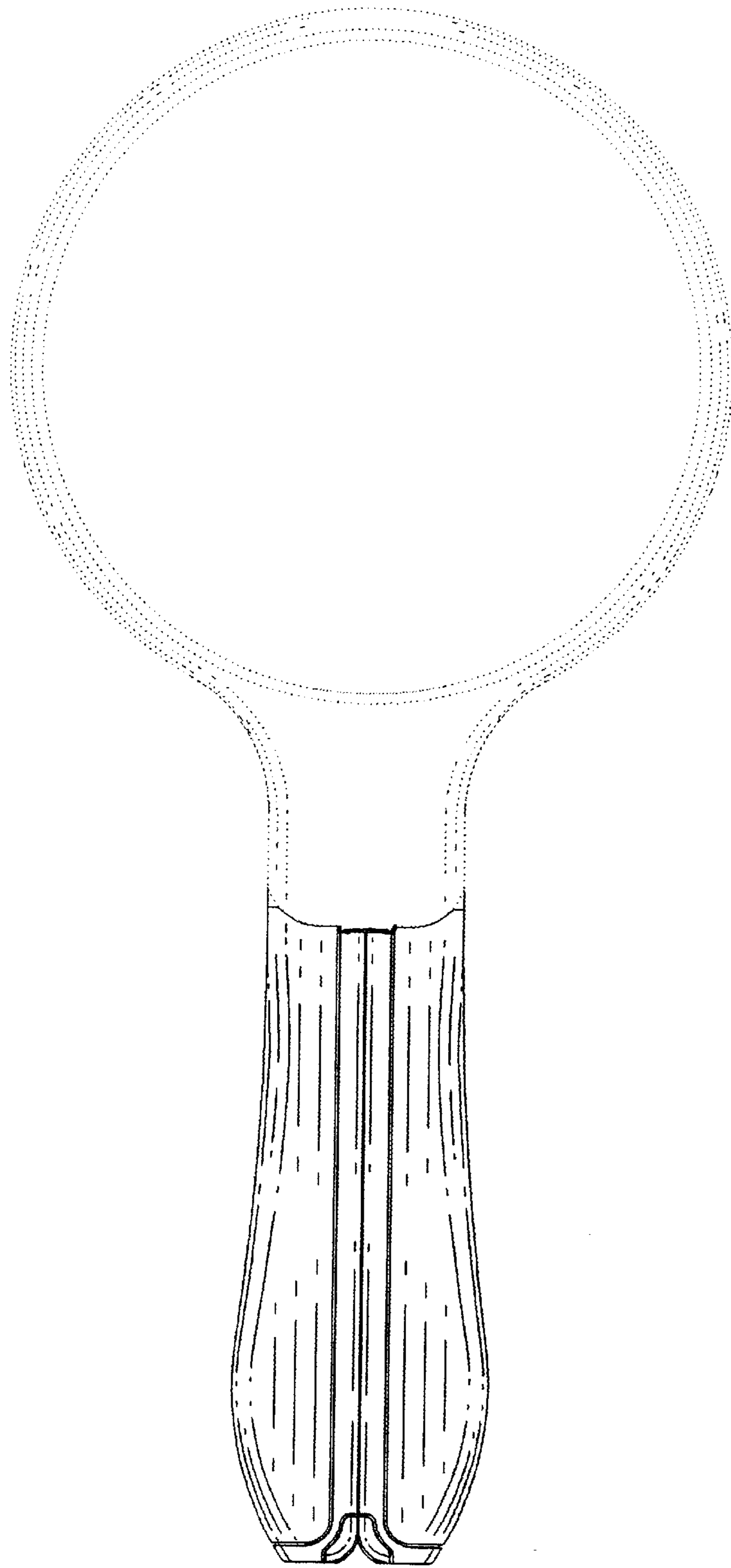
*FIG. 4*



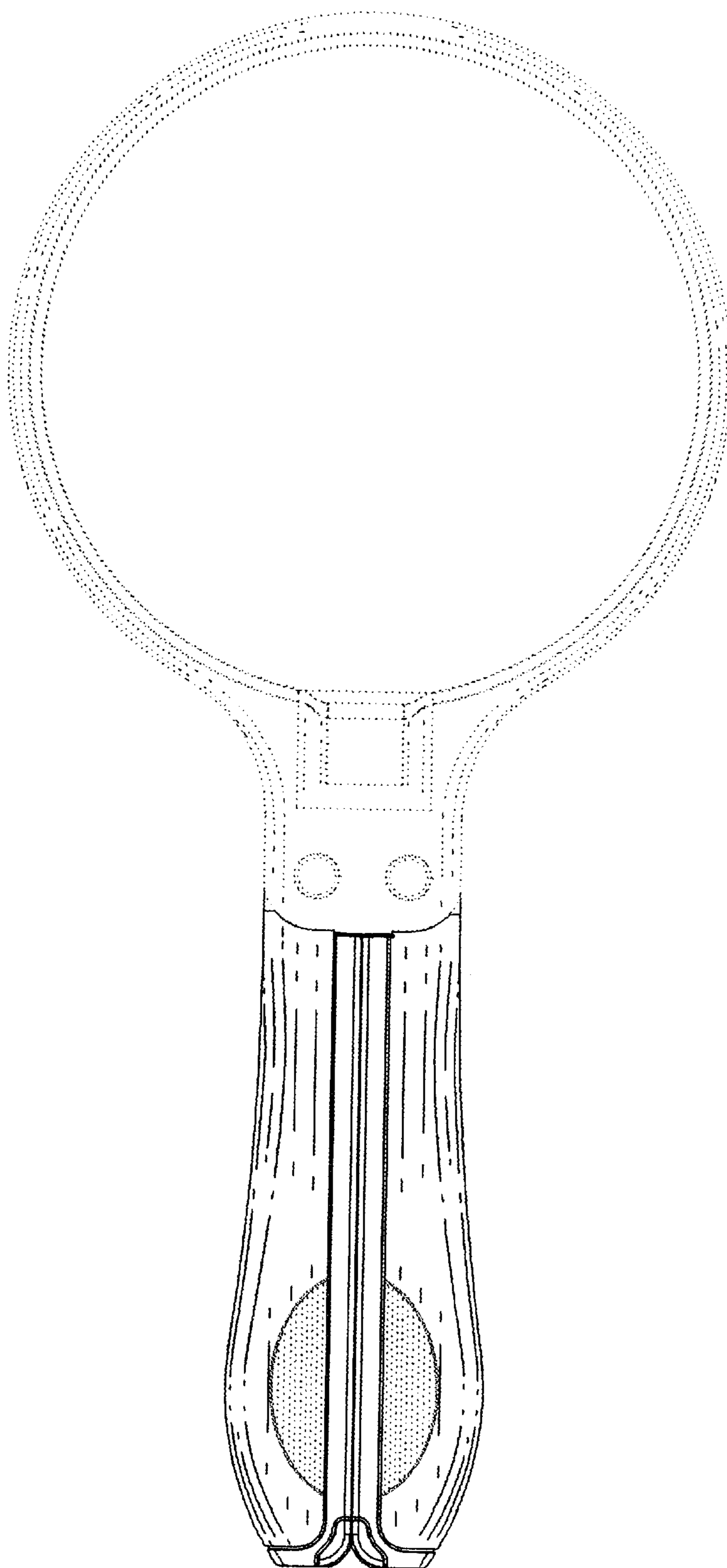
*FIG. 5*



*FIG. 6*



*FIG. 7*



*FIG. 8*