



US00D534514S

(12) **United States Design Patent**  
**Hering**

(10) **Patent No.:** **US D534,514 S**  
(45) **Date of Patent:** **\*\* Jan. 2, 2007**

(54) **COMMUNICATOR**

(75) Inventor: **Jean-Marc Hering**, Salo (FI)  
(73) Assignee: **Nokia Corporation**, Espoo (FI)  
(\*\*) Term: **14 Years**  
(21) Appl. No.: **29/224,328**  
(22) Filed: **Mar. 1, 2005**

(30) **Foreign Application Priority Data**

Sep. 2, 2004 (FI) ..... M20040137

(51) **LOC (8) Cl.** ..... **14-03**  
(52) **U.S. Cl.** ..... **D14/138; D14/345**  
(58) **Field of Classification Search** ..... D14/137,  
D14/138, 147-148, 247-248, 144, 218, 341-347,  
D14/455, 456; 379/433.01-433.13, 434;  
455/575.1, 566, 556.1; D21/517, 329, 331;  
345/169

See application file for complete search history.

(56) **References Cited**

**U.S. PATENT DOCUMENTS**

5,189,632 A \* 2/1993 Paajanen et al. .... 708/109  
D337,764 S \* 7/1993 Paton et al. .... D14/138  
5,414,444 A \* 5/1995 Britz ..... 345/156  
D377,341 S \* 1/1997 Imai et al. .... D14/343  
5,703,947 A \* 12/1997 Hino et al. .... 379/419  
D390,541 S \* 2/1998 Chiba ..... D14/345  
D392,968 S 3/1998 Johansson  
D398,307 S \* 9/1998 Collins ..... D14/144  
D408,397 S \* 4/1999 Renard ..... D14/138  
D413,597 S \* 9/1999 Oba ..... D14/144  
D413,885 S \* 9/1999 Irimajiri et al. .... D14/144  
D416,255 S 11/1999 Johansson et al.  
D417,657 S \* 12/1999 Matsumoto ..... D14/343  
6,014,573 A \* 1/2000 Lehtonen et al. .... 455/569.1  
D426,218 S \* 6/2000 Abed et al. .... D14/138  
D426,219 S \* 6/2000 Gulino et al. .... D14/138  
6,259,932 B1 \* 7/2001 Constien ..... 455/556.1  
D447,740 S 9/2001 Johansson  
D459,717 S 7/2002 Bohne

(Continued)

**FOREIGN PATENT DOCUMENTS**

EM 000221544-0001 11/2004  
EM 000221544-0002 11/2004  
EM 000221544-0003 11/2004  
EM 000221544-0004 11/2004  
EM 000221544-0005 11/2004  
EM 000221544-0006 11/2004  
EM 000221544-0007 11/2004  
EM 000221544-0008 11/2004  
WO DM/062301 1/2003

**OTHER PUBLICATIONS**

Motorola A630 telephone, announced 1<sup>st</sup> quarter 2004, [online], [retrieved on Jun. 27, 2006]. Retrieved from Internet ,URL: <http://www.gsmarena.com>>.\*

O2 XDA Exec telephone, announced Aug. 2005, [online], [retrieved on Jun. 27, 2006]. Retrieved from Internet ,URL: <http://www.gsmarena.com>>.\*

*Primary Examiner*—Jeffrey Asch

(74) *Attorney, Agent, or Firm*—Banner & Witcoff, Ltd.

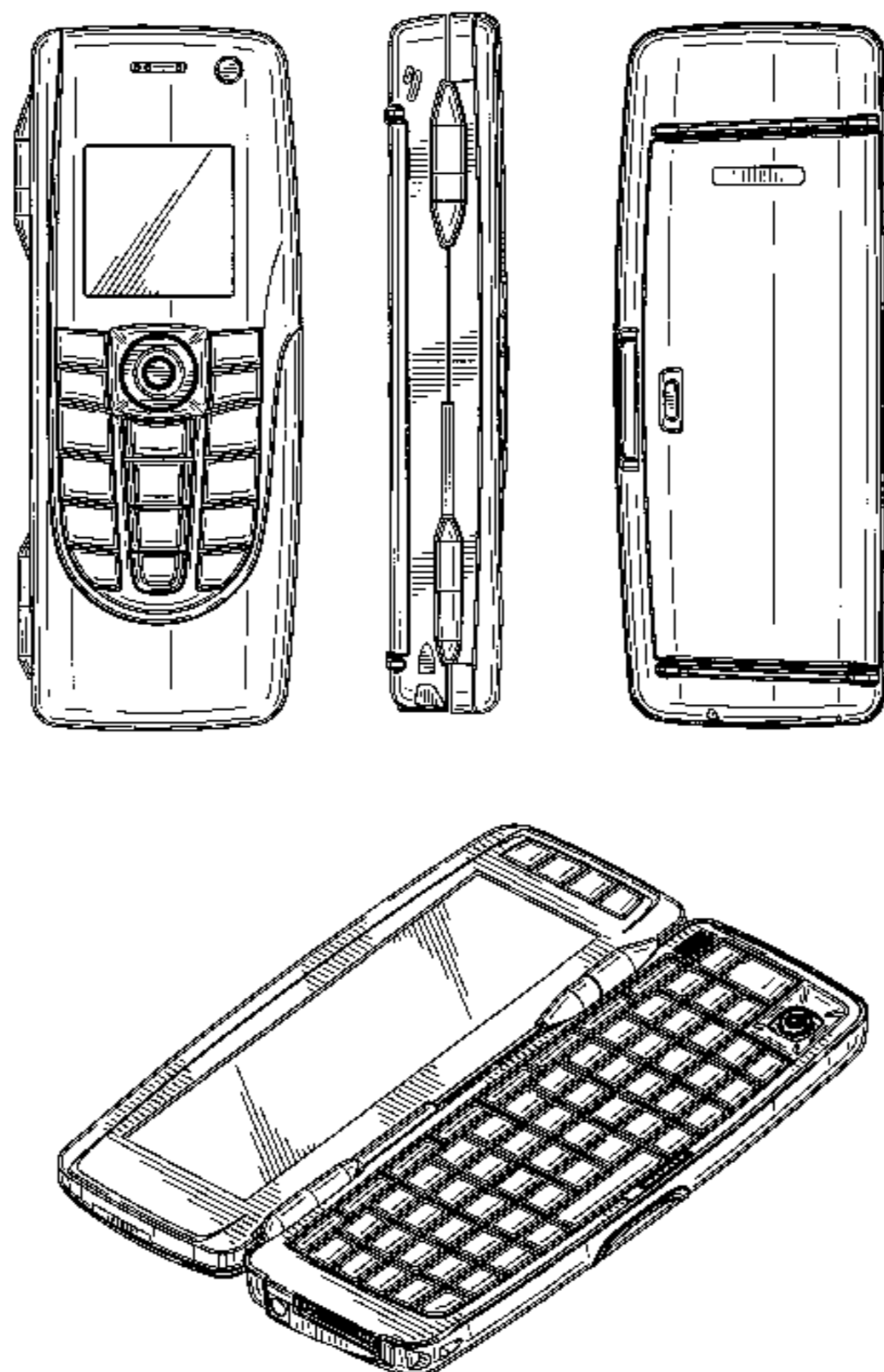
(57) **CLAIM**

The ornamental design for a communicator, as shown and described.

**DESCRIPTION**

FIG. 1 is a bottom plan view of a communicator showing my new design;  
FIG. 2 is a right side view thereof;  
FIG. 3 is a front view thereof;  
FIG. 4 is a left side view thereof;  
FIG. 5 is a top plan view thereof;  
FIG. 6 is a rear view thereof;  
FIG. 7 is a perspective front view thereof;  
FIG. 8 is a perspective rear view thereof;  
FIG. 9 is a front view of the communicator of FIGS. 1-8 in an in-use position; and,  
FIG. 10 is a perspective front view of the communicator of FIGS. 1-8 in an in-use position.

**1 Claim, 6 Drawing Sheets**



# US D534,514 S

Page 2

---

## U.S. PATENT DOCUMENTS

6,445,932	B1	*	9/2002	Soini et al. ....	455/556.1	D515,543	S	*	2/2006	Shintani .....	D14/138
6,487,396	B1	*	11/2002	Sassi .....	455/90.1	D519,094	S	*	4/2006	Helin .....	D14/138
6,725,064	B1	*	4/2004	Wakamatsu et al. ....	455/566	2003/0073456	A1	*	4/2003	Griffin et al. ....	455/550
D494,561	S	*	8/2004	Kagami et al. ....	D14/138	2004/0058720	A1	*	3/2004	Kubo et al. ....	455/575.1
D495,687	S		9/2004	Arbisi		2004/0198248	A1	*	10/2004	Krenz et al. ....	455/90.1
D496,642	S	*	9/2004	Harries et al. ....	D14/138	2005/0250562	A1	*	11/2005	Carroll .....	455/575.3
D498,735	S	*	11/2004	Chen et al. ....	D14/138	2006/0019614	A1	*	1/2006	Yamasaki .....	455/90.2
D501,470	S	*	2/2005	Yau et al. ....	D14/248	2006/0073859	A1	*	4/2006	Chou .....	455/575.4

\* cited by examiner

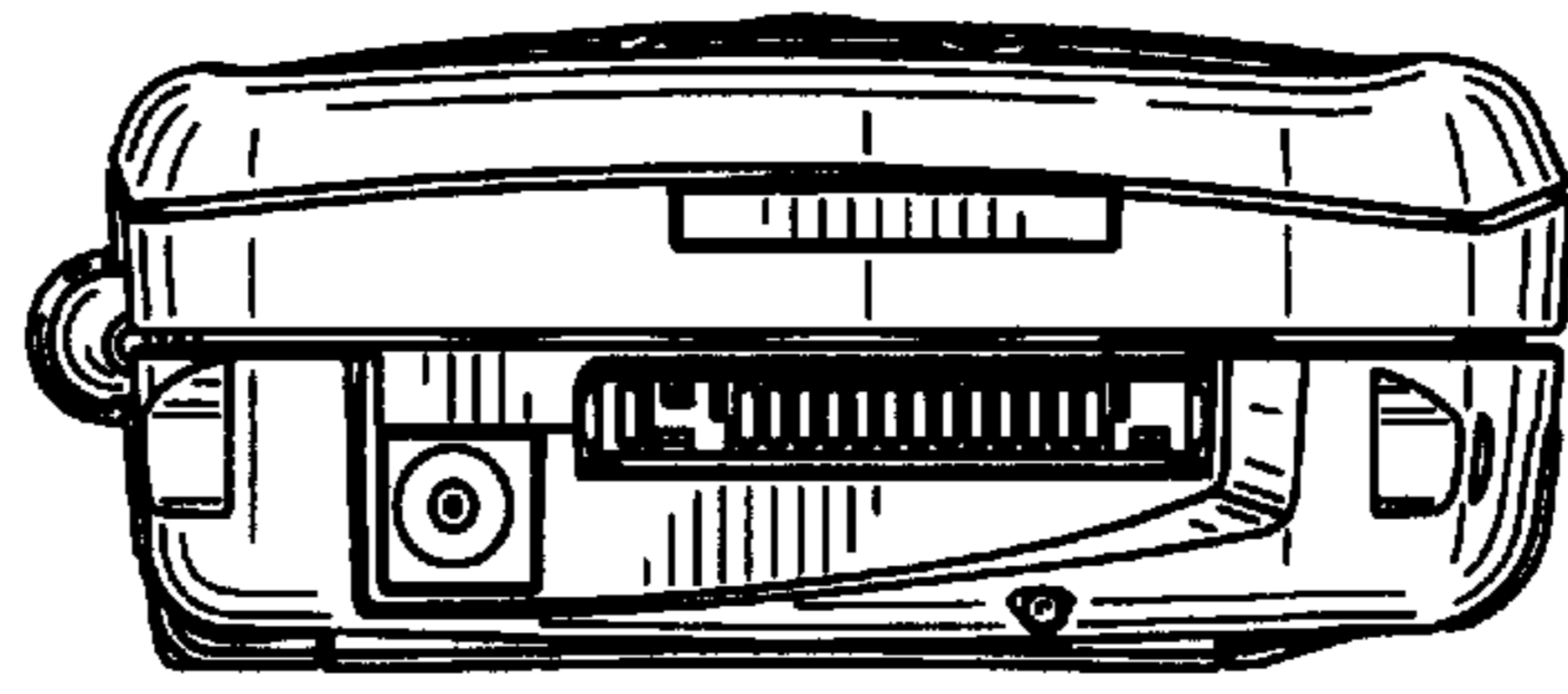


FIG. 1

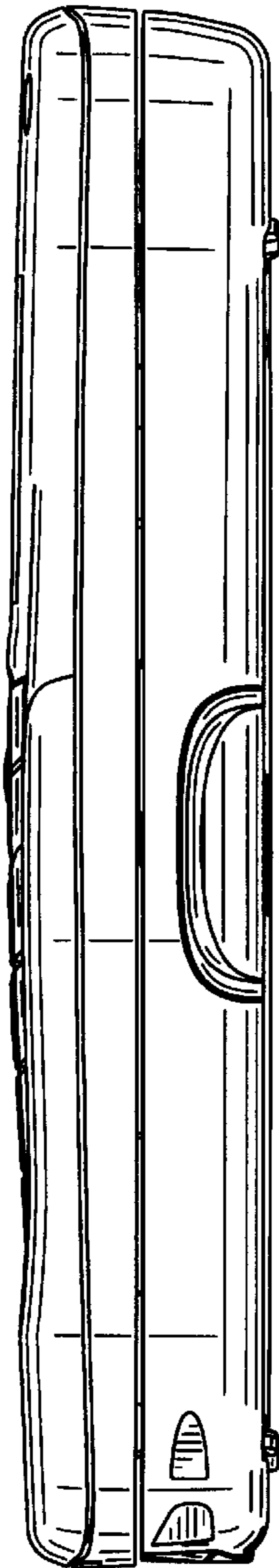


FIG. 2

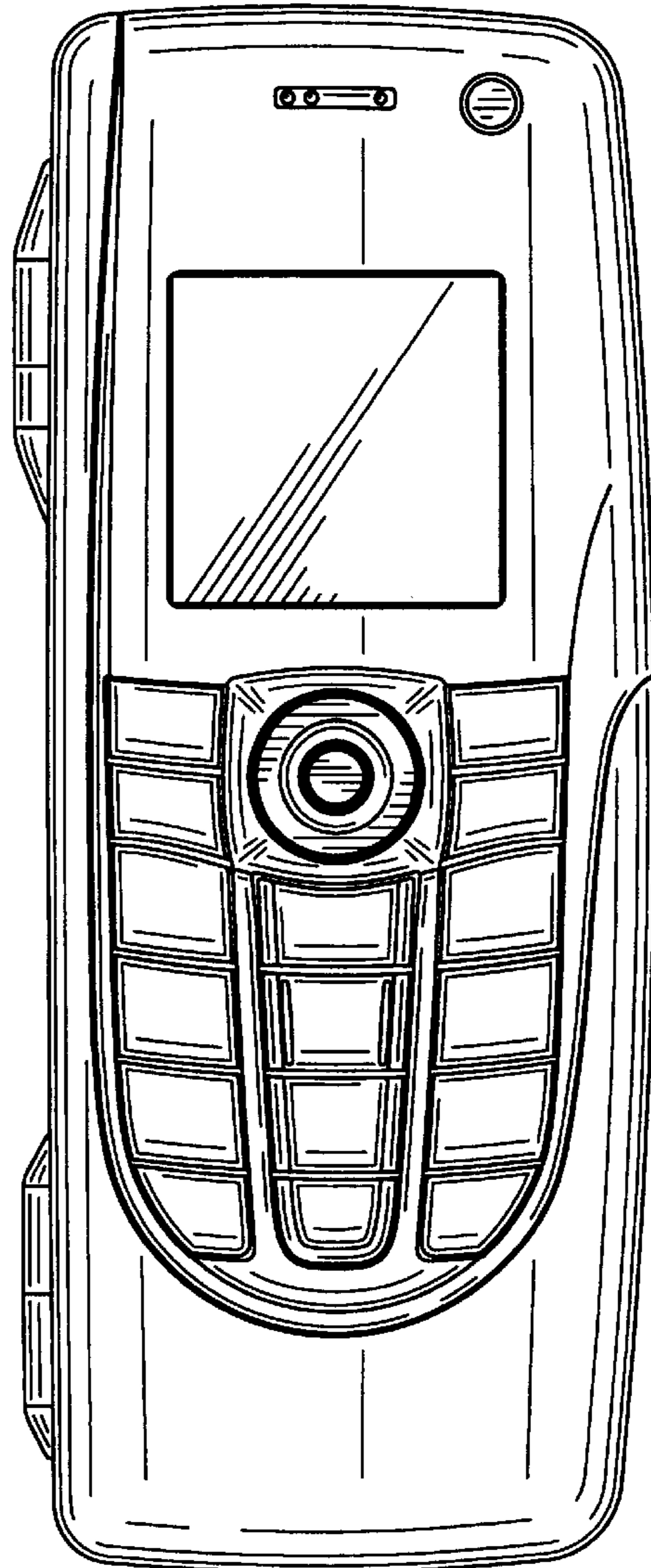


FIG. 3

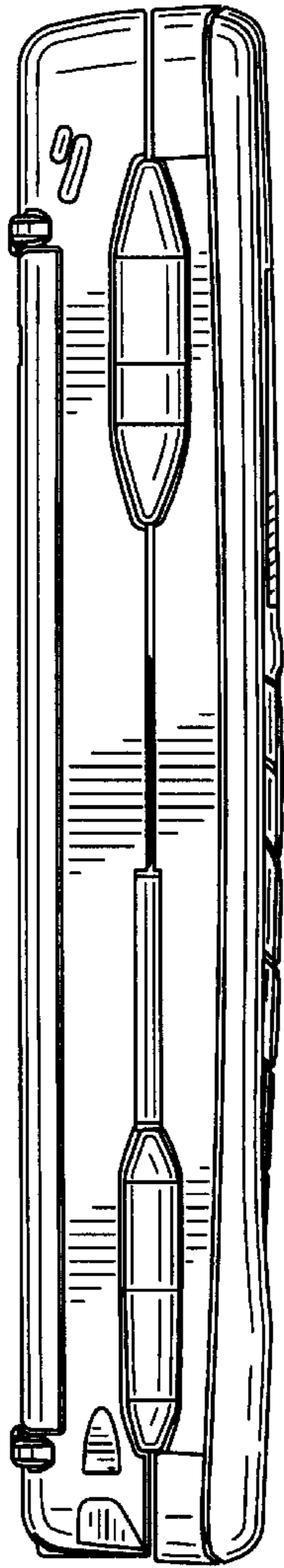


FIG. 4

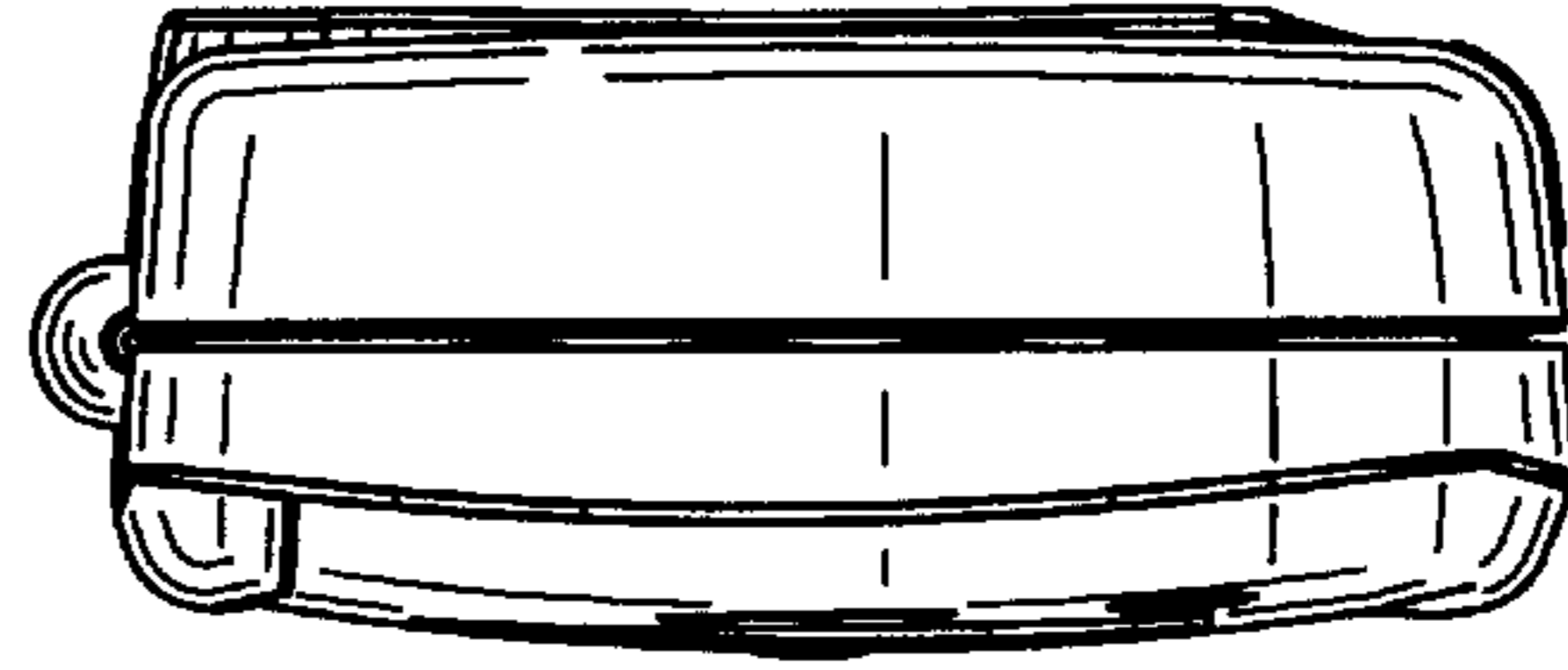


FIG. 5

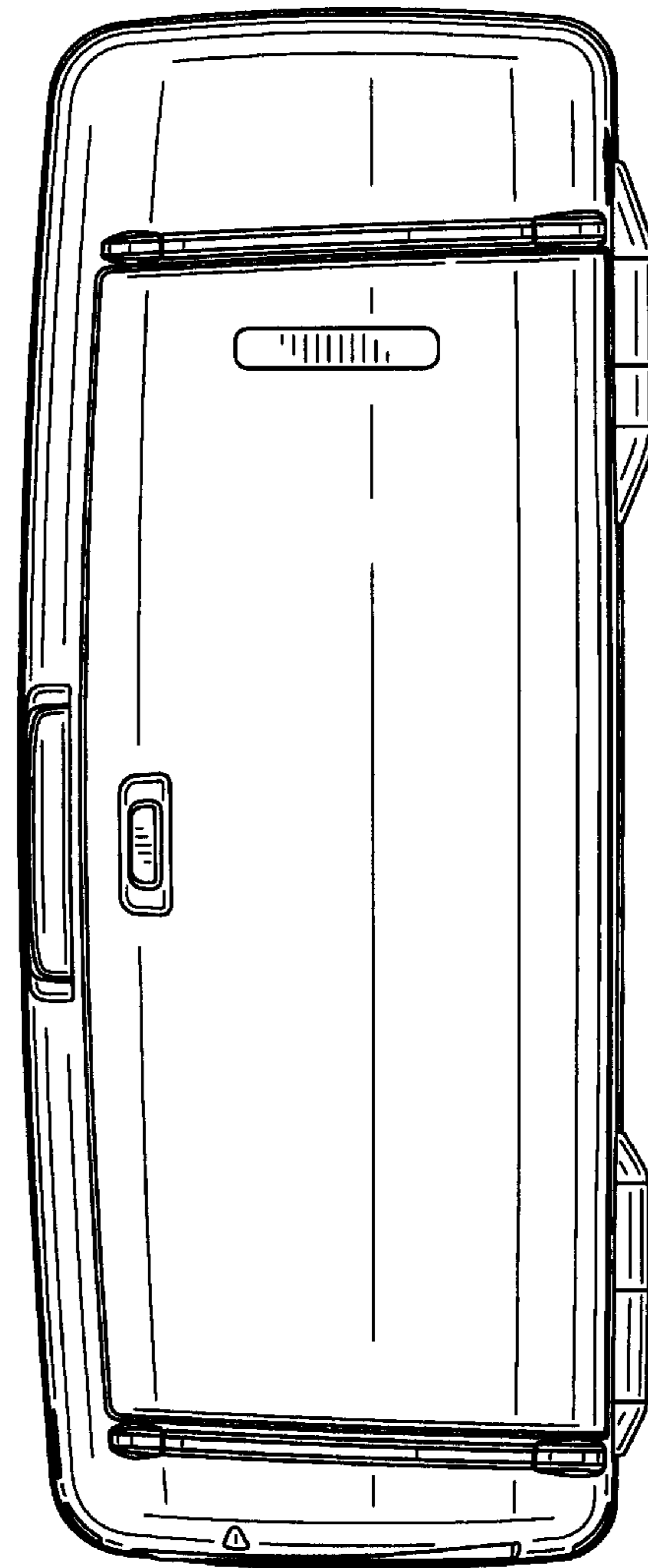


FIG. 6

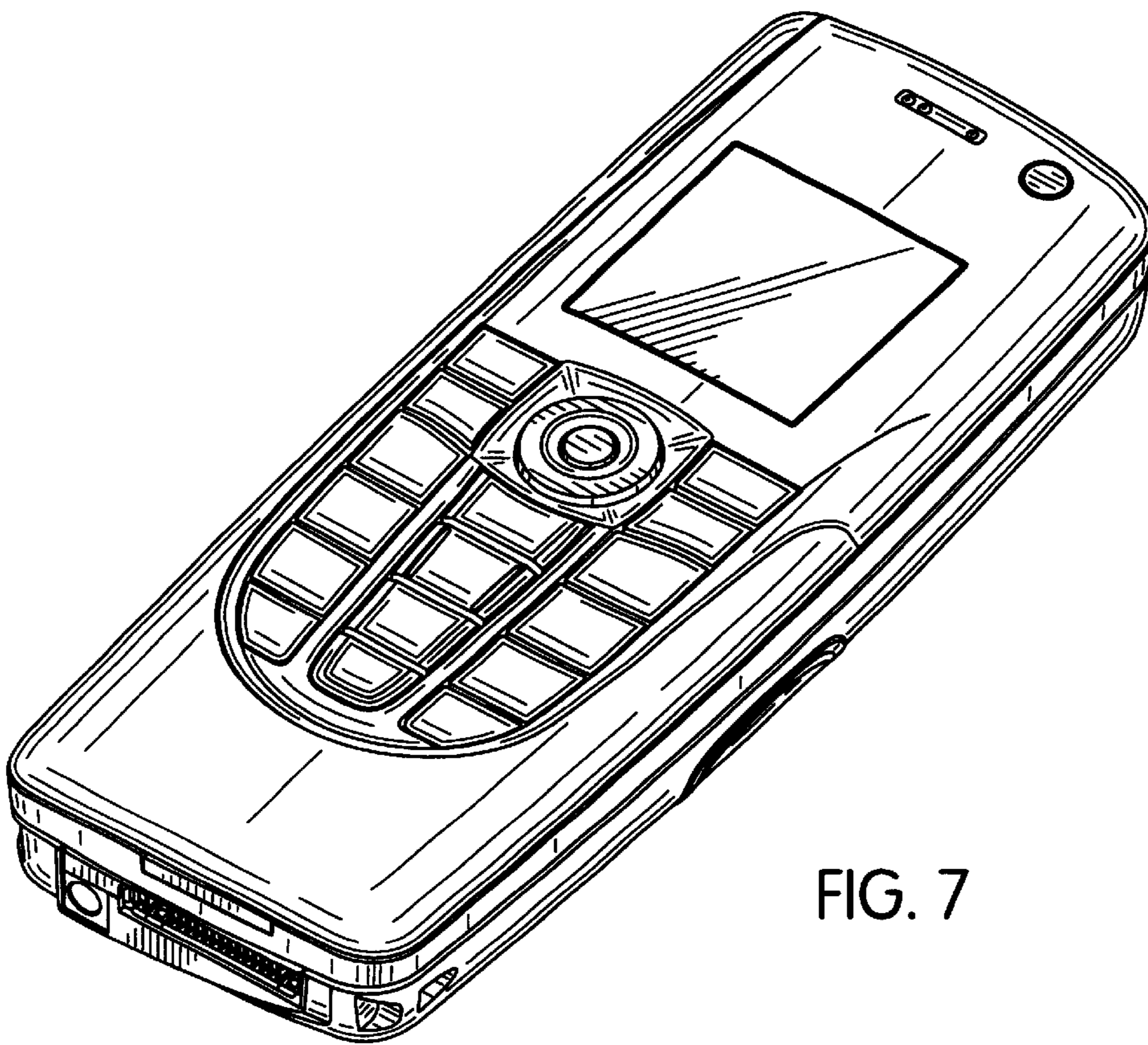


FIG. 7

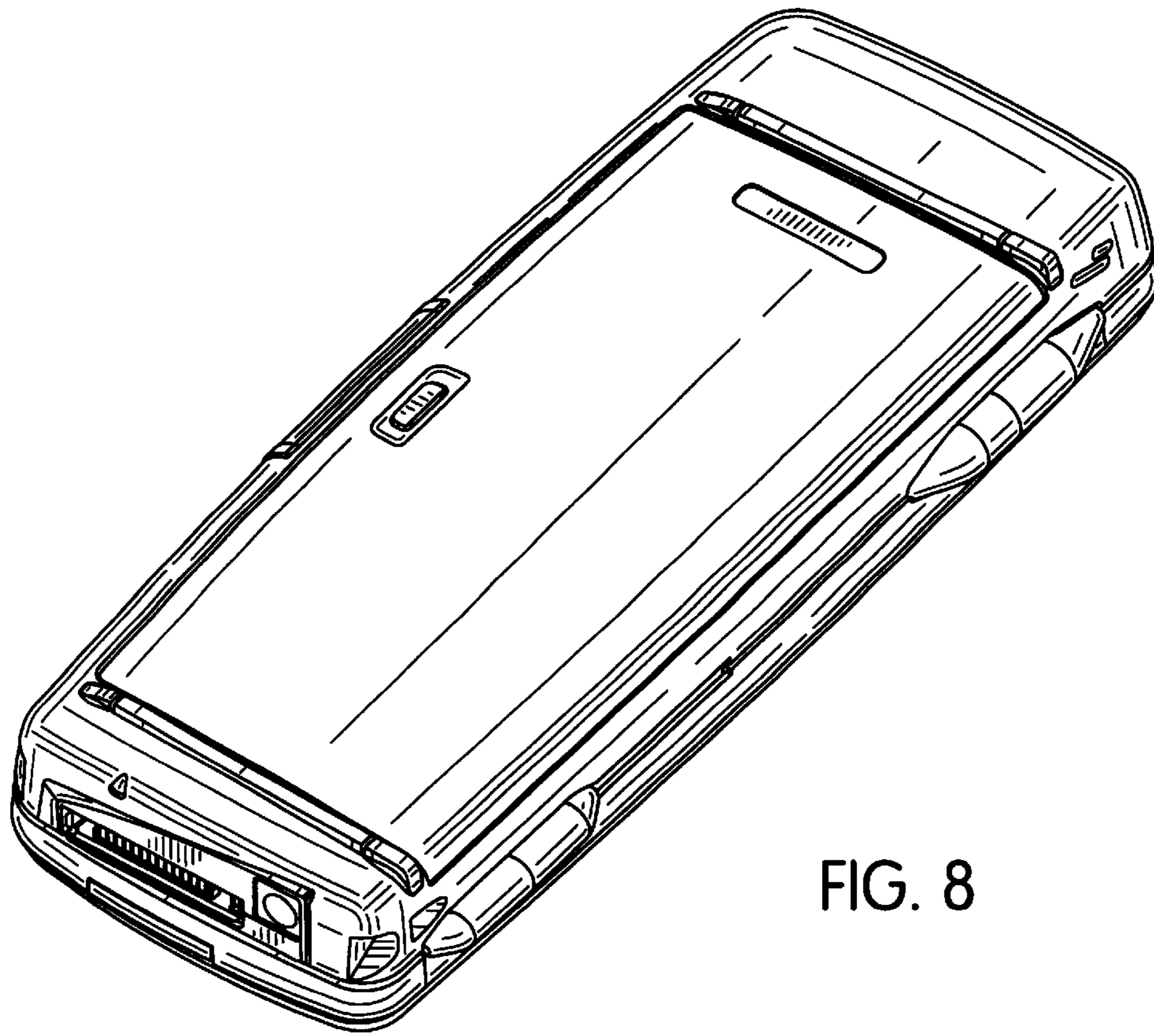


FIG. 8

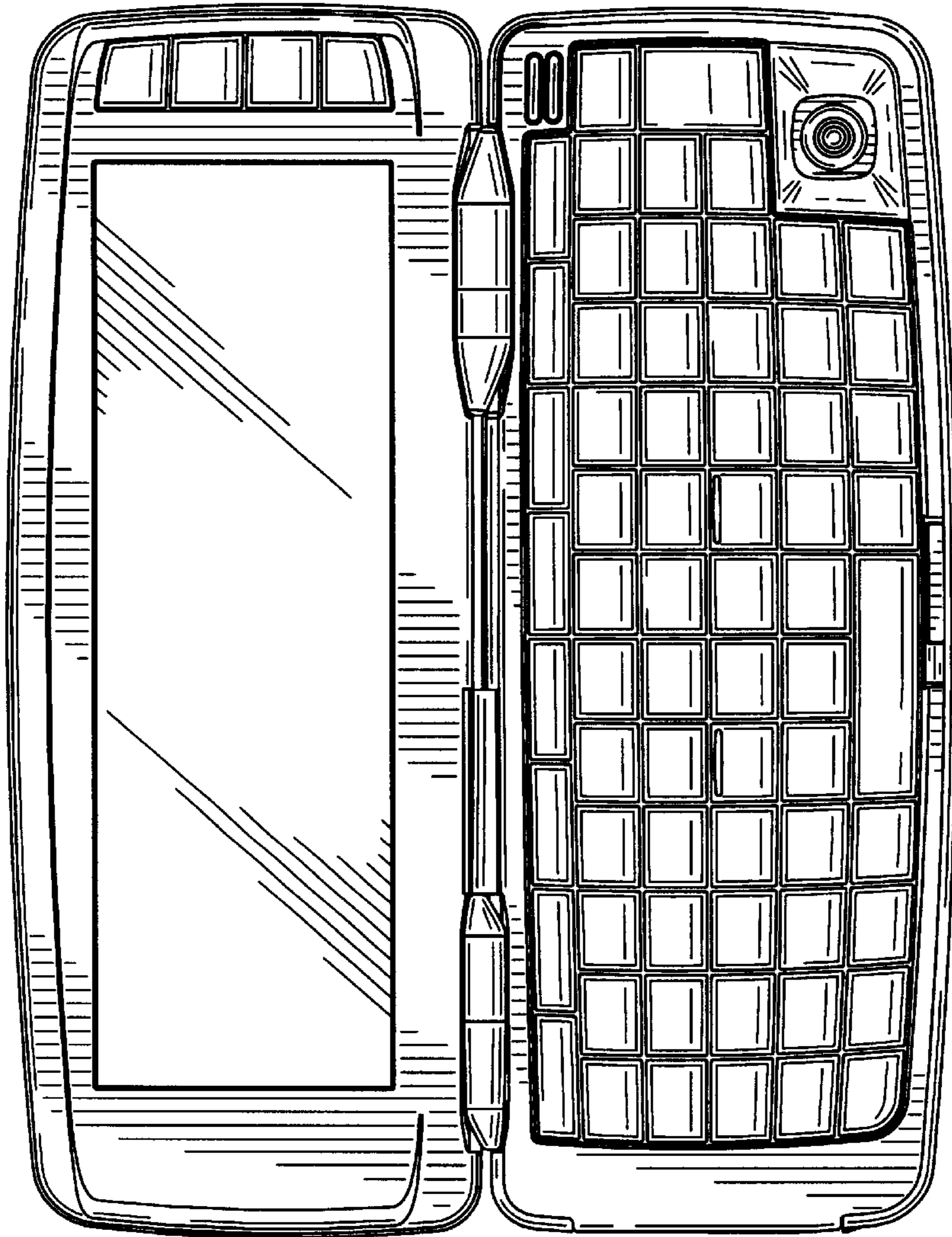


FIG. 9

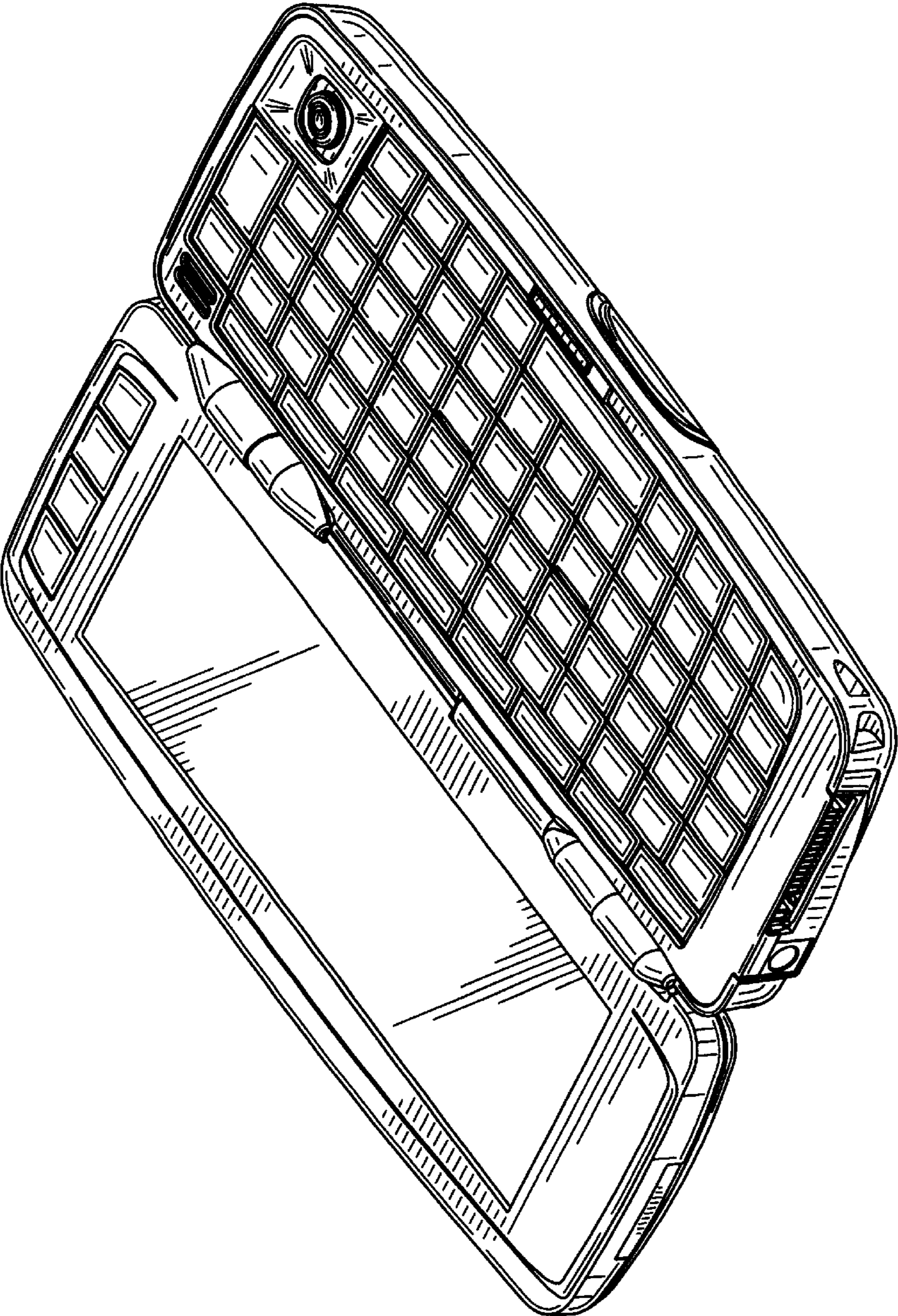


FIG. 10