



US00D534502S

(12) **United States Design Patent** (10) **Patent No.:** **US D534,502 S**
Poulet et al. (45) **Date of Patent:** **** Jan. 2, 2007**

(54) **REMOTE CONTROL**

(75) Inventors: **Olivier Poulet**, Burdignin (FR);
Matthieu Bonnaud, Cluses (FR)

(73) Assignee: **Somey SAS**, Cluses (FR)

(**) Term: **14 Years**

(21) Appl. No.: **29/242,167**

(22) Filed: **Nov. 7, 2005**

(30) **Foreign Application Priority Data**

May 17, 2005 (EM) 000345327

(51) **LOC (8) Cl.** **13-03**

(52) **U.S. Cl.** **D13/168**

(58) **Field of Classification Search** 345/156,
345/168, 169; 348/734; 455/92, 95, 100,
455/128, 151.1-151.4, 325-355; 463/39;
700/17, 19, 20, 281; D13/168; D10/104,
D10/106; D14/218, 247; 340/825.22, 825.24,
340/825.25, 825.31, 825.36, 825.69, 825.71,
340/825.72; 341/20, 22, 23, 34, 173, 174,
341/176

See application file for complete search history.

(56) **References Cited**

U.S. PATENT DOCUMENTS

5,705,997 A * 1/1998 Park 340/825.49
D484,493 S * 12/2003 Oross et al. D14/218
D500,309 S * 12/2004 Borsboom D14/218
D504,872 S * 5/2005 Uehara et al. D13/168
2004/0125078 A1 * 7/2004 Nishimori et al. 345/156

* cited by examiner

Primary Examiner—Selina Sikder

(74) *Attorney, Agent, or Firm*—Frommer Lawrence &
Haug LLP; Ronald R. Santucci

(57) **CLAIM**

The ornamental design for a remote control, as shown and described.

DESCRIPTION

FIG. 1 is a perspective view of a remote control showing our new design

FIG. 2 is a front view thereof

FIG. 3 is a left side view thereof

FIG. 4 is a right side view thereof

FIG. 5 is a top view thereof

FIG. 6 is a bottom view thereof; and,

FIG. 7 is a back view thereof.

1 Claim, 2 Drawing Sheets



Fig.1




Fig.2




Fig.3




Fig.4




Fig.5




Fig.6




Fig.7

