



US00D534486S

(12) **United States Design Patent**
Kuroda et al.

(10) **Patent No.:** **US D534,486 S**

(45) **Date of Patent:** **** Jan. 2, 2007**

(54) **AUTOMOBILE TIRE**

D508,890 S * 8/2005 Sugitani et al. D12/518
D522,442 S * 6/2006 Shirouzu D12/515

(75) Inventors: **Yukio Kuroda**, Kanagarwa-ken (JP);
Takumi Morito, Tokyo (JP); **Takashi Maki**, Tokyo (JP); **Takeshi Kaneko**, Kanagarwa-ken (JP)

* cited by examiner

Primary Examiner—Robert M. Spear
(74) *Attorney, Agent, or Firm*—Rader, Fishman & Grauer PLLC

(73) Assignee: **The Yokohama Rubber Co., Ltd.**, Tokyo (JP)

(57) **CLAIM**

(**) Term: **14 Years**

The ornamental design for automobile tire, as shown and described.

(21) Appl. No.: **29/243,831**

DESCRIPTION

(22) Filed: **Dec. 1, 2005**

(30) **Foreign Application Priority Data**

Jul. 29, 2005 (JP) 2005-022013

FIG. 1 is a front view of an automobile tire, showing the new design, a top plan view and a bottom plan view thereof appearing the same as the front view;

(51) **LOC (8) Cl.** **12-15**

FIG. 2 is a rear view of the automobile tire;

(52) **U.S. Cl.** **D12/584**

FIG. 3 is a right side view of the automobile tire, a left side view thereof appearing the same as the right side view;

(58) **Field of Classification Search** D12/515,
D12/516, 517, 518, 547, 548, 549, 550, 553,
D12/582, 583, 584, 585, 588, 597, 603; 152/209.1,
152/209.8, 209.18, 209.25, 209.28
See application file for complete search history.

FIG. 4 is a fragmentary front view, showing in enlargement the portion of 4—4 in FIG. 1;

FIG. 5 is a cross-sectional view, taken on line 5—5 and in the direction of arrows in FIG. 4; and,

FIG. 6 is a perspective view of the automobile tire.

In the drawing figures on the enclosed drawing sheets, in which the even broken lines show environmental structure only and form no part of the claimed design, the claimed design being shown by solid lines, up to the peripheral boundary between the tread and the sidewall of the article, represented by dot-dash broken lines, which also form no part of the claim.

(56) **References Cited**

U.S. PATENT DOCUMENTS

D501,179 S * 1/2005 Iga et al. D12/518

1 Claim, 3 Drawing Sheets

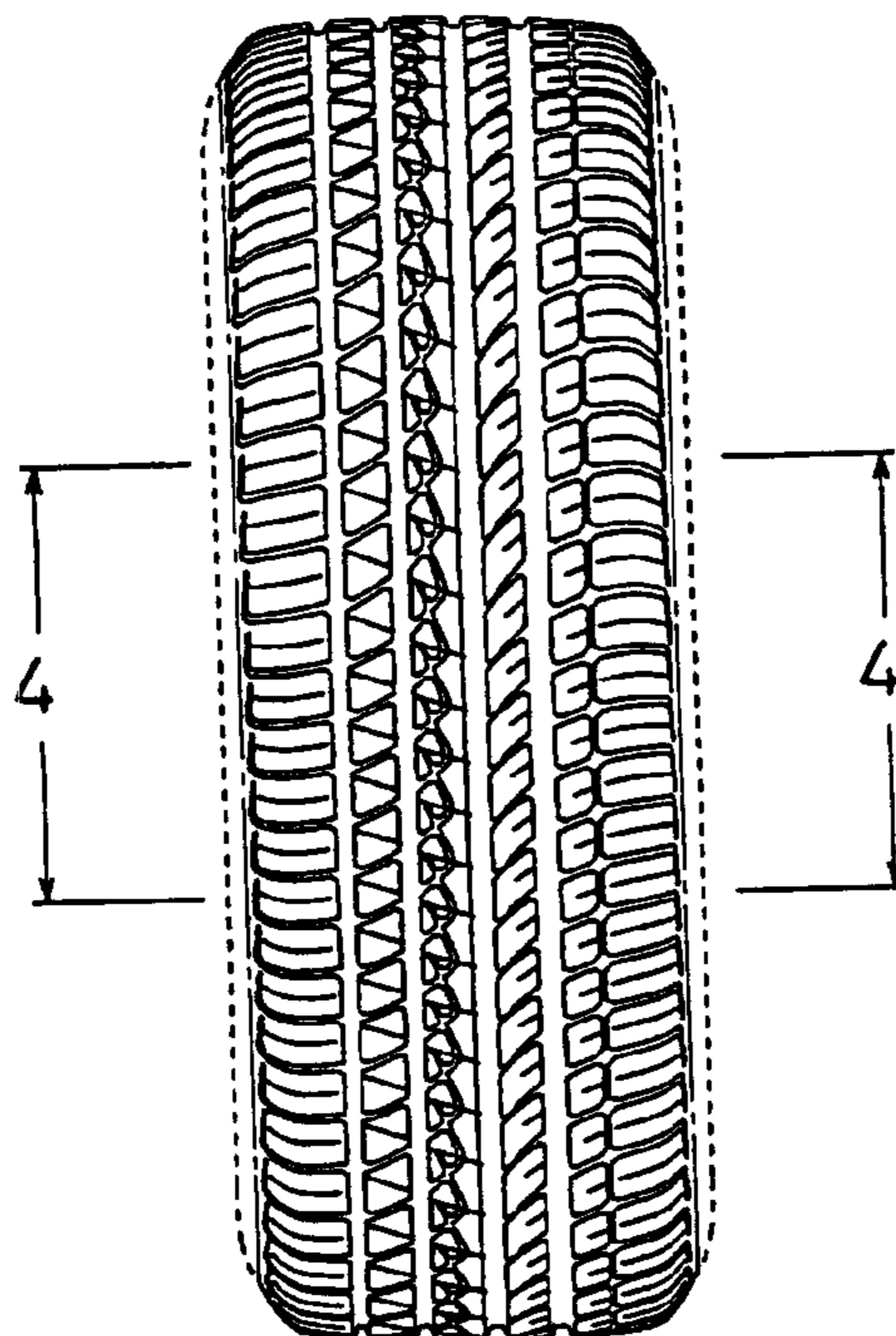


Fig. 1

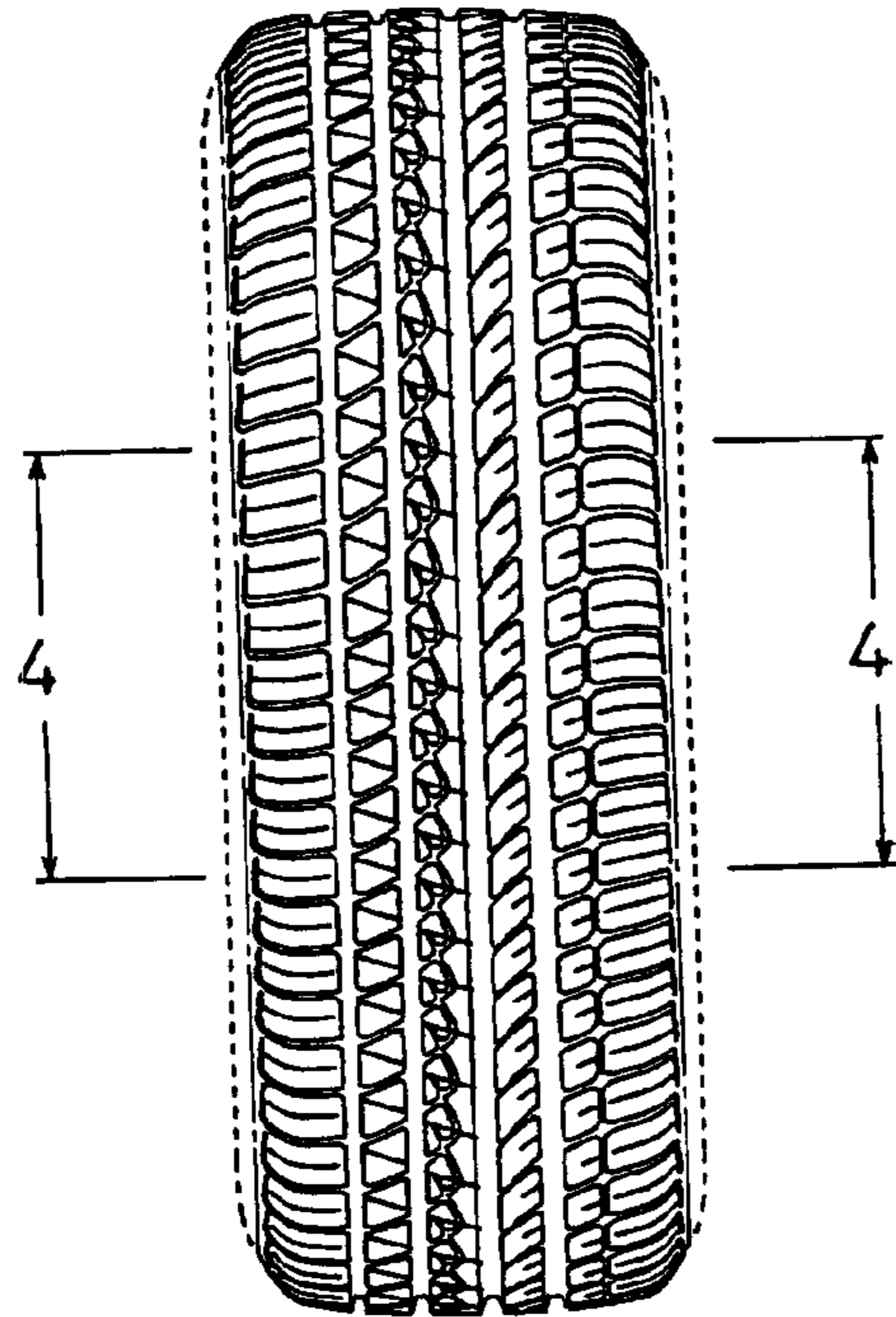


Fig. 2

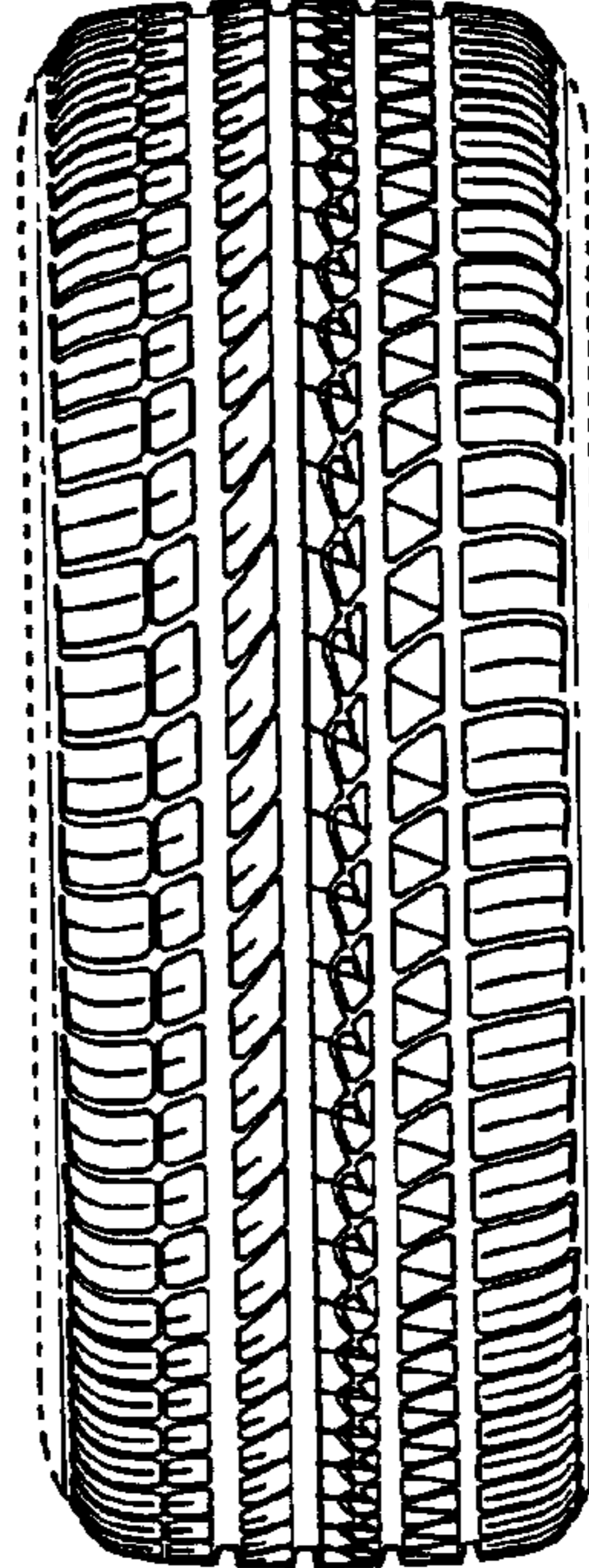


Fig. 3




Fig. 4

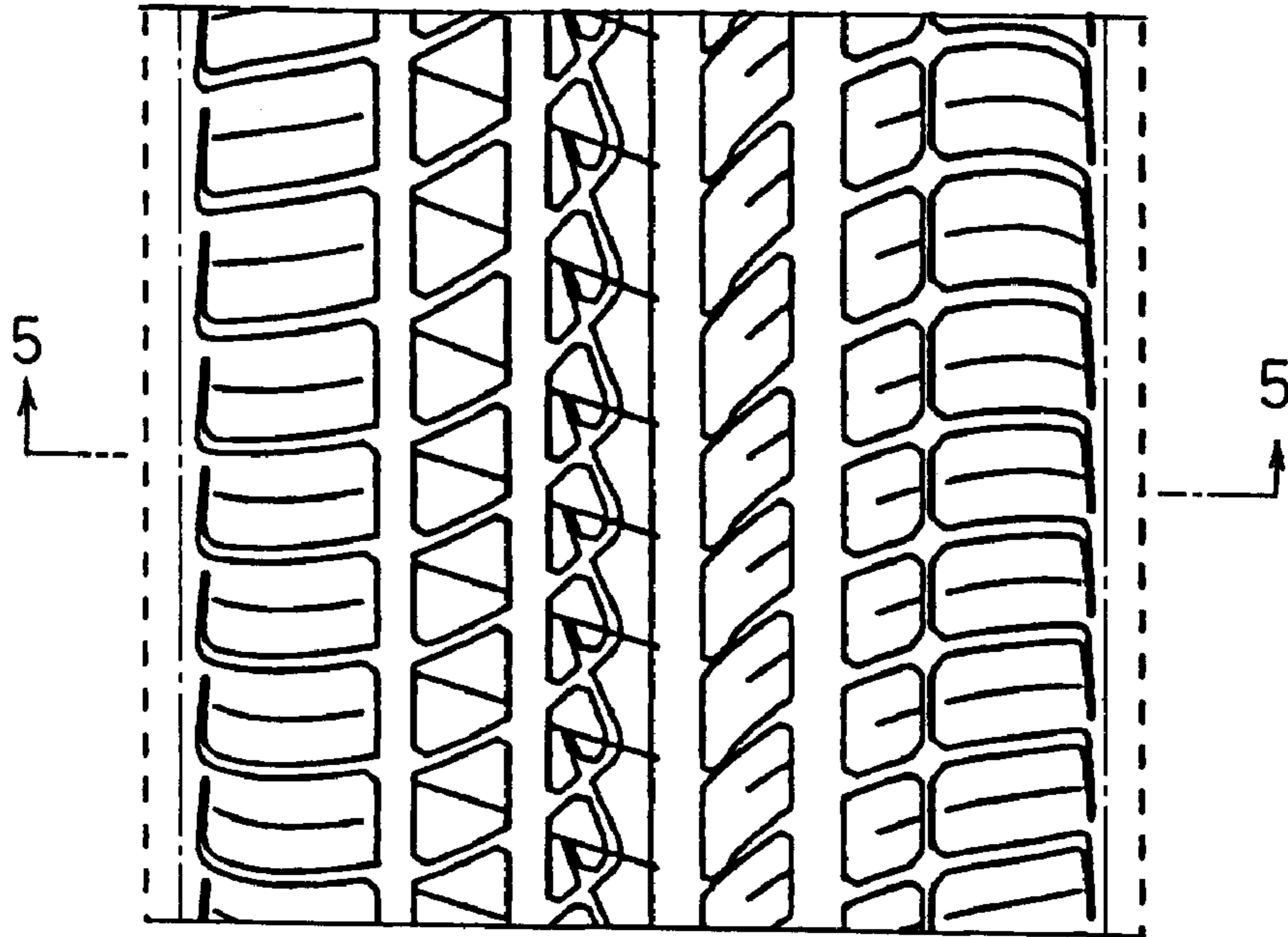


Fig. 5




Fig. 6

