



US00D534484S

(12) **United States Design Patent**
Feider et al.

(10) **Patent No.: US D534,484 S**

(45) **Date of Patent: ** Jan. 2, 2007**

(54) **TIRE TREAD**

(75) Inventors: **Georges Gaston Feider**, Bettborn (LU); **Phuoc Thuan Le**, Attert (BE); **Jobst Meyer-Adlung**, Ingeldorf (LU); **Jean-Francois Cazin-Bourguignon**, Audun-le-Tiche (FR); **Pascal Patrick Steiner**, Diekirch (LU); **Jean-Claude Alie**, Bastogne (BE)

(73) Assignee: **The Goodyear Tire & Rubber Company**, Akron, OH (US)

(**) Term: **14 Years**

(21) Appl. No.: **29/240,098**

(22) Filed: **Oct. 7, 2005**

(51) **LOC (8) Cl.** **12-15**

(52) **U.S. Cl.** **D12/584**

(58) **Field of Classification Search** D12/515, D12/516, 517, 518, 547, 548, 549, 550, 553, D12/582, 583, 584, 585, 588, 597, 603; 152/209.1, 152/209.8, 209.18, 209.25, 209.28

See application file for complete search history.

(56) **References Cited**

U.S. PATENT DOCUMENTS

D340,889 S	*	11/1993	Himuro et al.	D12/603
D377,635 S	*	1/1997	Numata	D12/595
D384,612 S	*	10/1997	Young et al.	D12/597
D386,452 S	*	11/1997	Tsukagoshi	D12/597
D432,059 S	*	10/2000	Feider et al.	D12/603

OTHER PUBLICATIONS

Goodyear Unisteel G169 RSA Pickup and Delivery Service Tire, 2004 Tread Design Guide, Jan. 2004, p. 121. 3/1.*
Marshal Longmark KRS04 Tire, 2004 Tread Design Guide, Jan. 2004, p. 127. 3/5.*

* cited by examiner

Primary Examiner—Robert M. Spear

(74) *Attorney, Agent, or Firm*—Richard B. O'Planick

(57) **CLAIM**

The ornamental design for a tire tread, as shown and described.

DESCRIPTION

FIG. 1 is a perspective view of a tire tread showing our new design, it being understood that the pattern repeats uniformly throughout the circumference of the tread;

FIG. 2 is a front elevational view thereof;

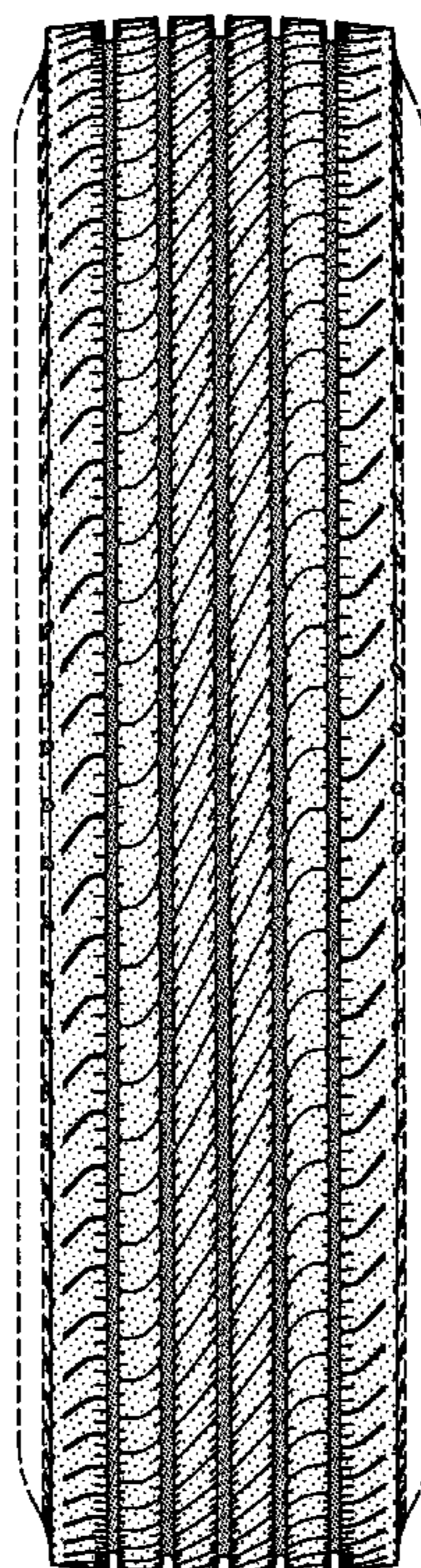
FIG. 3 is a right side elevational view thereof; the opposite side elevational view being identical thereto; and,

FIG. 4 is an enlarged fragmentary front elevational view thereof.

In the drawings, the broken lines defining the sidewall, inner bead and the peripheral boundary between the tire tread and the sidewall are for illustrative purposes only and form no part of the claimed design.

The dark stippled surface shading represents the recessed portion of the tread grooves, having the depth shown at the top and bottom of FIG. 2.

1 Claim, 4 Drawing Sheets



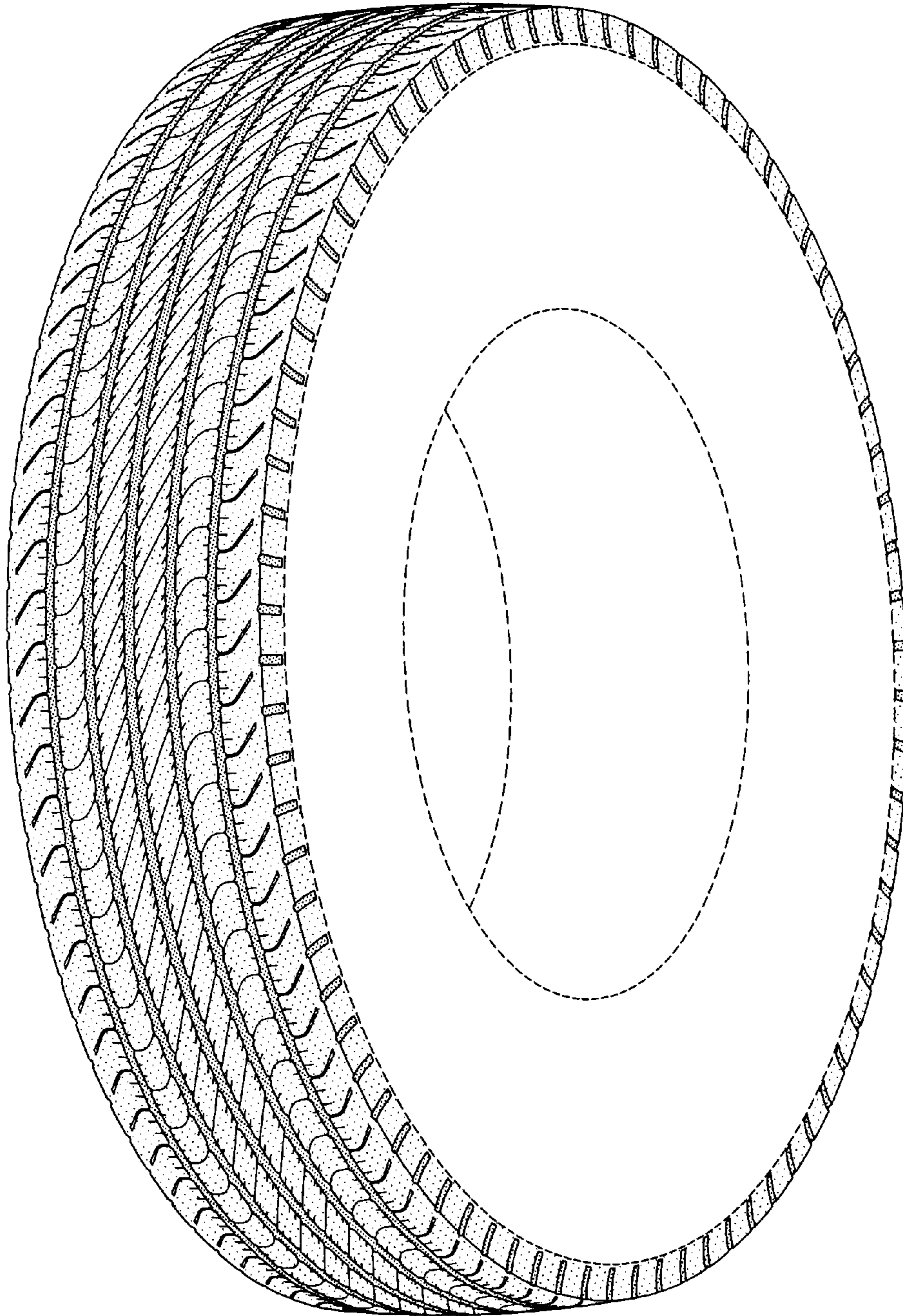


FIG-1

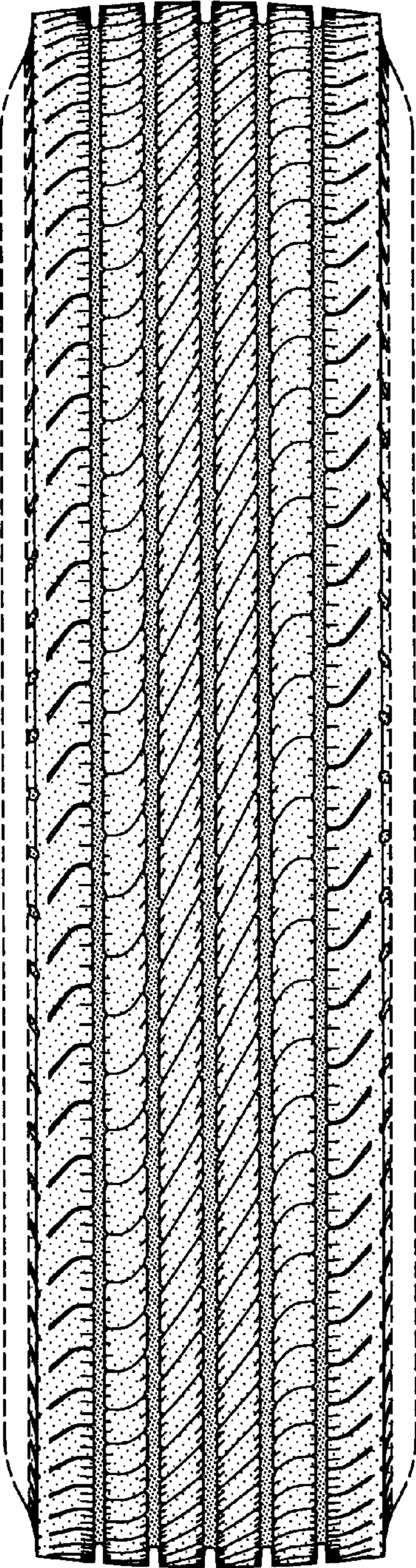


FIG-2

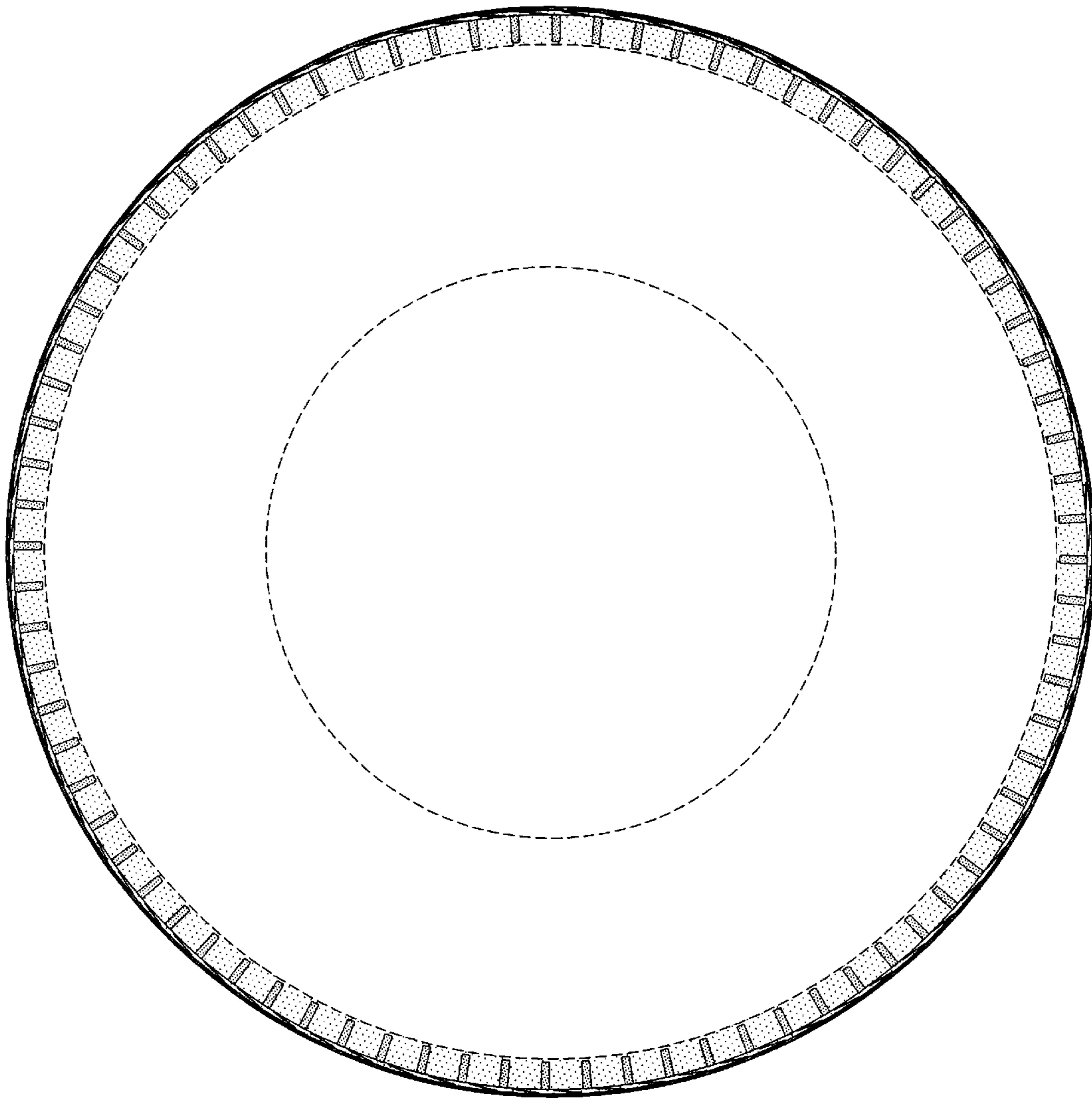


FIG-3

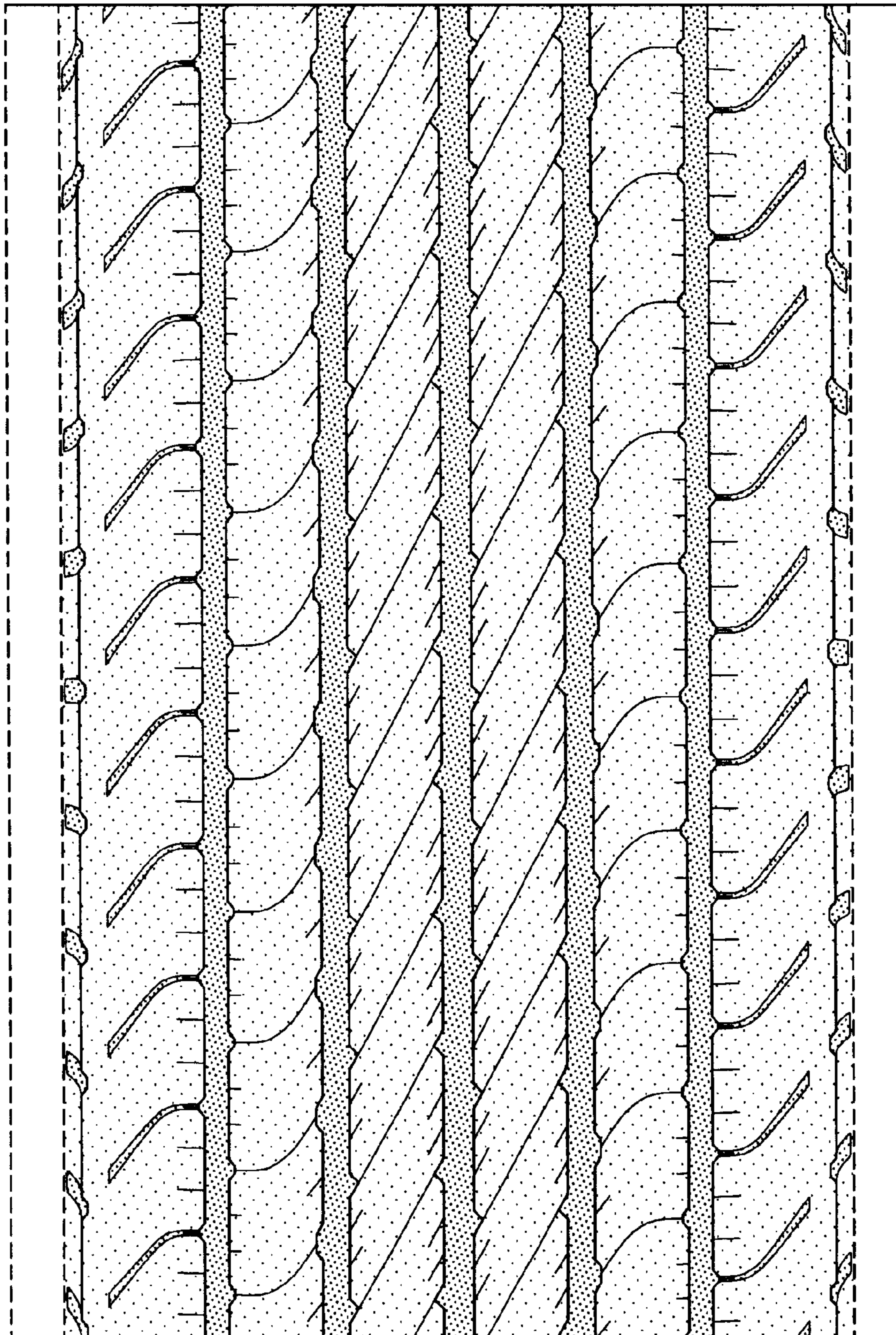


FIG-4