

US00D534477S

(12) **United States Design Patent**
Valeri

(10) **Patent No.:** **US D534,477 S**

(45) **Date of Patent:** **** Jan. 2, 2007**

(54) **DECORATIVE KIT FOR VEHICLES**

(76) **Inventor:** **Sue E. Valeri**, 283 Harrison Ave.,
Harrison, NY (US) 10528

(**) **Term:** **14 Years**

(21) **Appl. No.:** **29/263,553**

(22) **Filed:** **Jul. 26, 2006**

(51) **LOC (8) Cl.** **12-16**

(52) **U.S. Cl.** **D12/400**

(58) **Field of Classification Search** D12/400,
D12/190, 199, 197; D11/120, 137, 133-134,
D11/157-158, 125-128, 121, 160, 181-183,
D11/115, 84; 362/249, 252, 806, 808, 223,
362/397, 31, 80.1, 503; 428/10, 11, 31, 3,
428/15, 98-99; D7/551.1, 551.2; D14/232
See application file for complete search history.

(56) **References Cited**

U.S. PATENT DOCUMENTS

D27,889 S * 11/1897 Snow D7/551.2
5,016,145 A * 5/1991 Singleton 362/503
D391,917 S * 3/1998 Hicks, Jr. D12/400
D411,484 S * 6/1999 Hill D11/183

6,158,702 A 12/2000 Kump
D437,252 S * 2/2001 Schultz D11/120
D521,924 S * 5/2006 Valeri D12/400
D522,956 S * 6/2006 Valeri D12/400

* cited by examiner

Primary Examiner—Stacia Cadmus

(74) *Attorney, Agent, or Firm*—Richard C. Litman

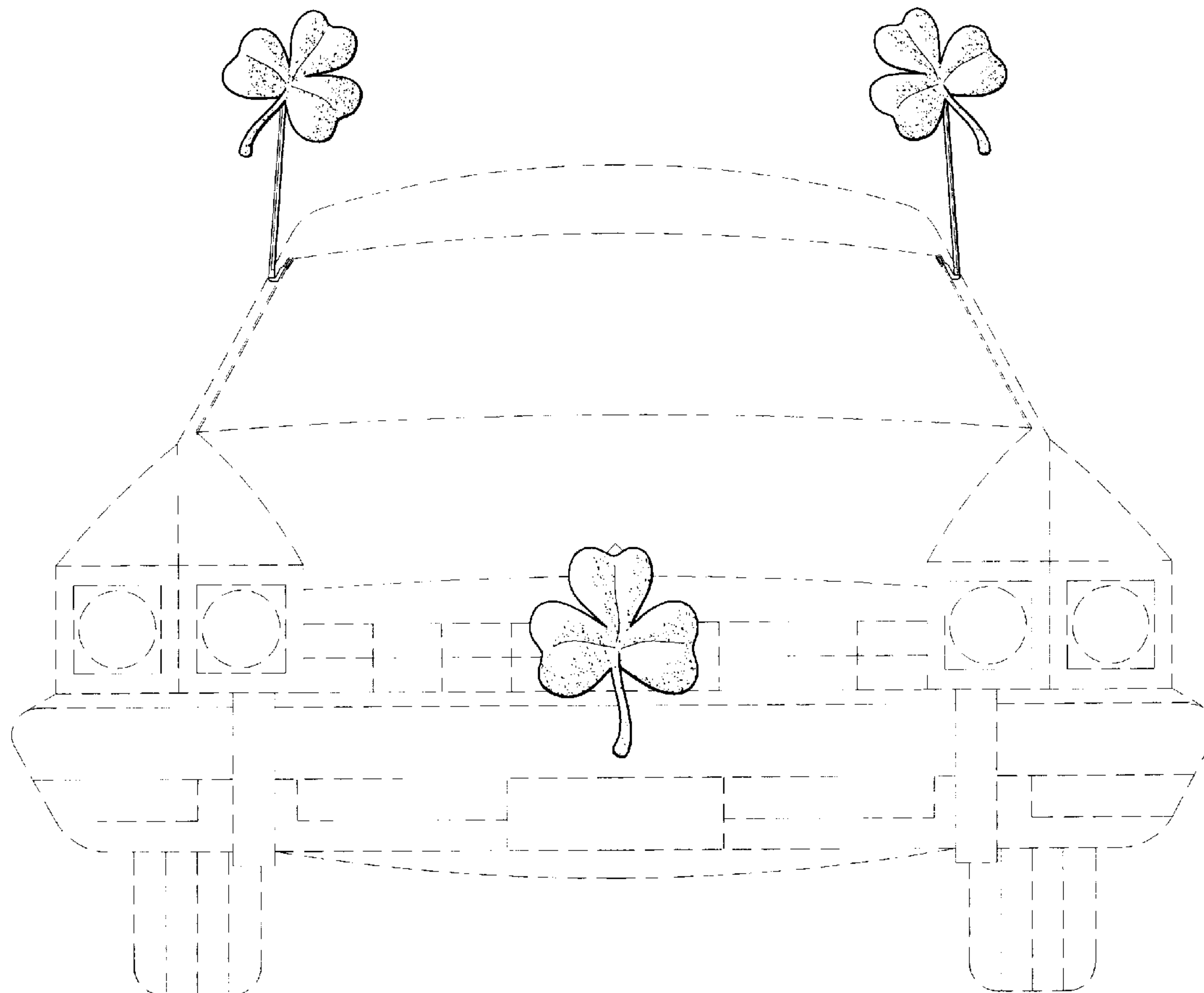
(57) **CLAIM**

The ornamental design for a decorative kit for vehicles, as shown and described.

DESCRIPTION

FIG. 1 is a front view of a decorative kit for vehicles showing my new design, shown in its position of use; FIG. 2 is an enlarged front perspective view thereof; FIG. 3 is an enlarged rear perspective view thereof; and, FIG. 4 is an enlarged top plan view thereof. The broken line showing of the vehicle in FIG. 1 is for illustrative purposes only and forms no part of the claimed design. The broken line showing of the vehicle in FIG. 4 is for illustrative purposes only, merely disclosing the types of vehicle attachments which may be used, and forms no part of the claimed design.

1 Claim, 4 Drawing Sheets



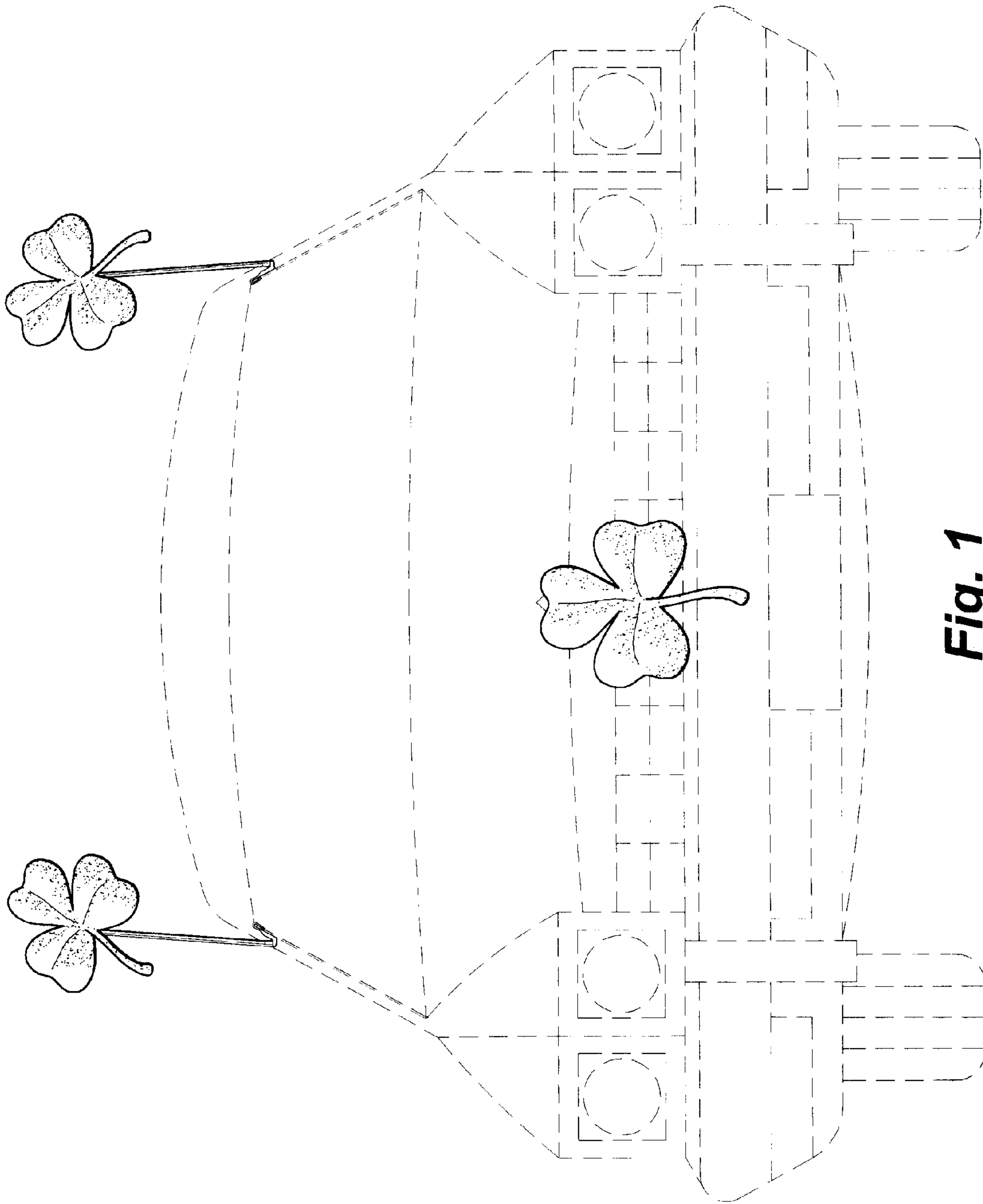


Fig. 1




Fig. 2




Fig. 3

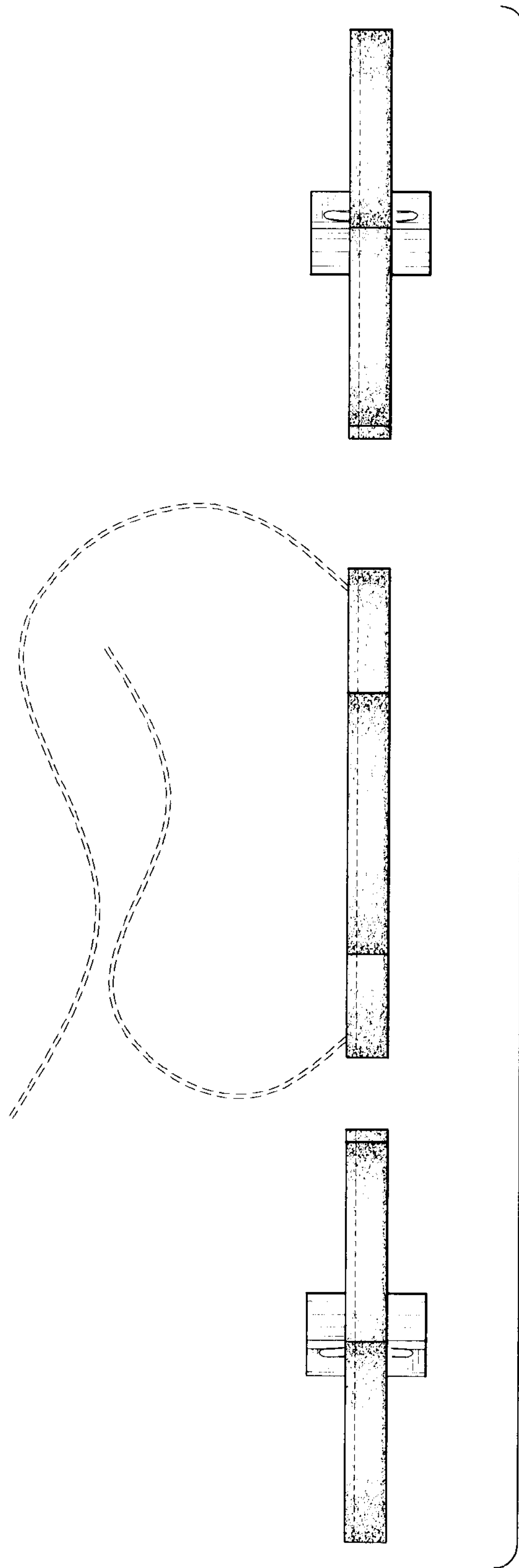


Fig. 4