



US00D534471S

(12) **United States Design Patent**  
**Landestoy**

(10) **Patent No.:** **US D534,471 S**

(45) **Date of Patent:** **\*\* Jan. 2, 2007**

(54) **VEHICLE STEP GARNISH**

(75) Inventor: **Augusto Landestoy**, San Pedro, CA  
(US)

(73) Assignee: **Honda Motor Co., Ltd.**, Tokyo (JP)

(\*\*) Term: **14 Years**

(21) Appl. No.: **29/251,642**

(22) Filed: **Jan. 10, 2006**

(51) **LOC (8) Cl.** ..... **12-16**

(52) **U.S. Cl.** ..... **D12/203**

(58) **Field of Classification Search** ..... D12/203,  
D12/400; D25/68-69; 52/179-180, 718.03,  
52/718.04; 280/163, 166, 169, 164.1-164.2,  
280/414.1-414.3, 847-848; 248/214; 182/90-92;  
428/138, 141; 180/182-185, 90; 15/215-217  
See application file for complete search history.

(56) **References Cited**

**U.S. PATENT DOCUMENTS**

D57,792 S \* 5/1921 Stanwood ..... D12/203

D272,430 S \* 1/1984 Minichillo et al. .... D12/203  
D364,597 S \* 11/1995 Branch ..... D12/203  
D395,268 S \* 6/1998 Tucker ..... D12/203  
D504,857 S \* 5/2005 Yang ..... D12/203  
D519,430 S \* 4/2006 Moody ..... D12/203

\* cited by examiner

*Primary Examiner*—Stacia Cadmus

(74) *Attorney, Agent, or Firm*—Plumsea Law Group, LLC;  
Mark E. Duell, Esq.

(57) **CLAIM**

The ornamental design for a vehicle step garnish, as shown and described.


**DESCRIPTION**

FIG. 1 is a perspective view of a vehicle step garnish showing my new design; and,

FIG. 2 is a plan view thereof.

The broken line showings of the indicia are for illustrative purposes only and form no part of the claimed design.

**1 Claim, 1 Drawing Sheet**



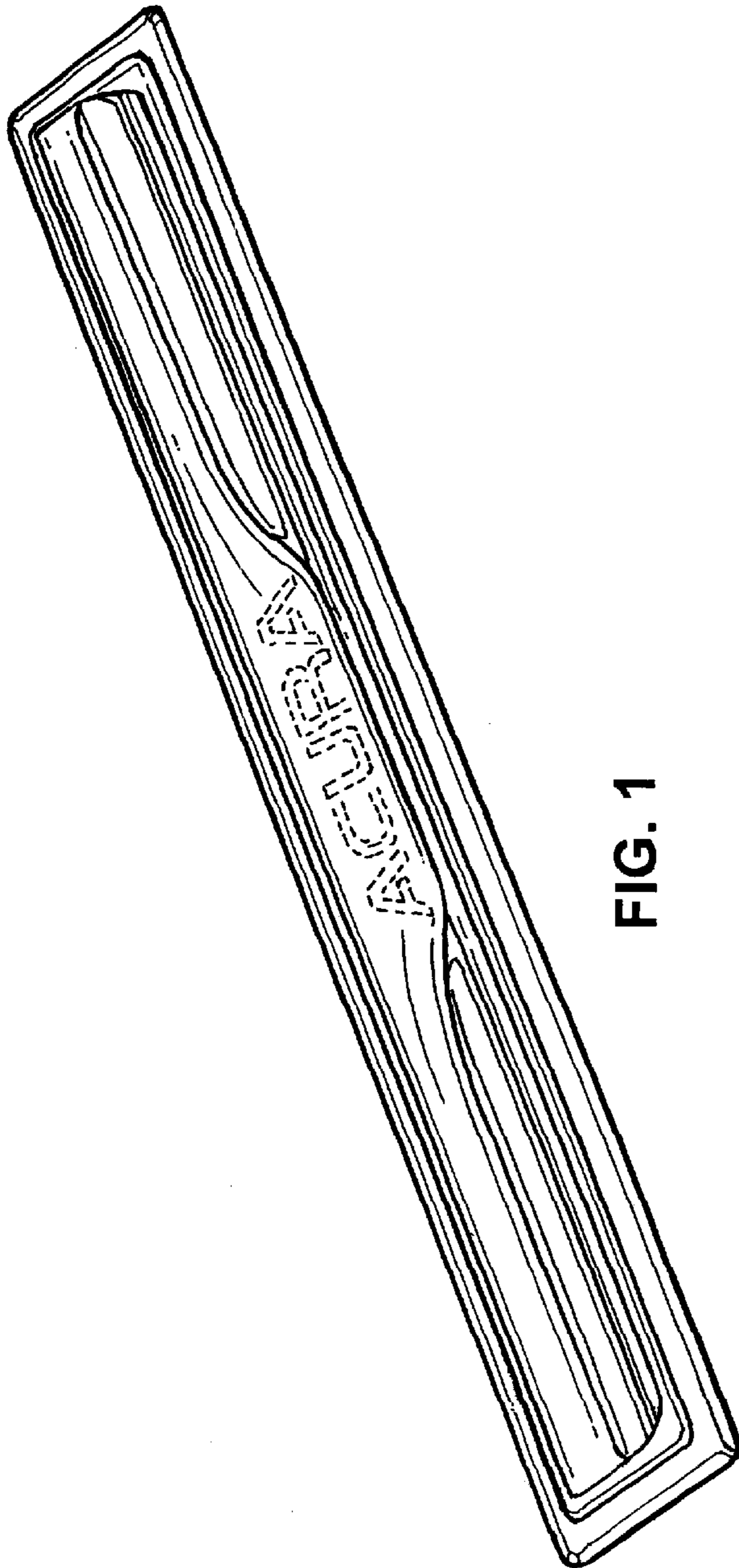


FIG. 1

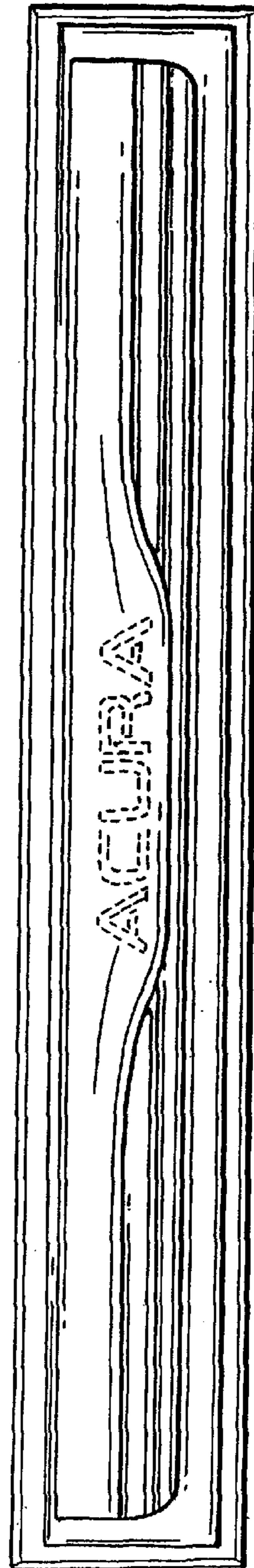


FIG. 2