



US00D534469S

(12) **United States Design Patent**  
**Murkett**

(10) **Patent No.:** **US D534,469 S**

(45) **Date of Patent:** **\*\* Jan. 2, 2007**

(54) **SURFACE CONFIGURATION OF AN EXHAUST PIPE FOR A VEHICLE**

D435,815 S \* 1/2001 Larson ..... D12/169  
D473,175 S \* 4/2003 Gilli ..... D12/194  
D488,114 S \* 4/2004 Kulla ..... D12/194

(75) Inventor: **Stephen Murkett**, Gerlingen (DE)

\* cited by examiner

(73) Assignee: **Dr. Ing. h.c.F. Porsche Aktiengesellschaft**, Stuttgart (DE)

*Primary Examiner*—Doris Clark  
*Assistant Examiner*—Michael Pratt  
(74) *Attorney, Agent, or Firm*—Crowell & Moring LLP

(\*\*) Term: **14 Years**

(21) Appl. No.: **29/212,323**

(22) Filed: **Aug. 31, 2004**

(57) **CLAIM**

(30) **Foreign Application Priority Data**

The ornamental design for a surface configuration of an exhaust pipe for a vehicle, as shown and described.

Mar. 1, 2004 (EM) ..... 000143813-0001

**DESCRIPTION**

(51) **LOC (8) Cl.** ..... **12-16**

(52) **U.S. Cl.** ..... **D12/194**

(58) **Field of Classification Search** ..... D12/194;  
293/113; 181/227, 228, 247-249, 264, 282,  
181/239-241; D15/5; 138/37-39, 44, 103,  
138/109

FIG. 1 is a front view of a surface configuration of an exhaust pipe for a vehicle according to my novel design; and,

See application file for complete search history.

FIG. 2 is a perspective view of the surface configuration of an exhaust pipe for a vehicle according to my novel design.

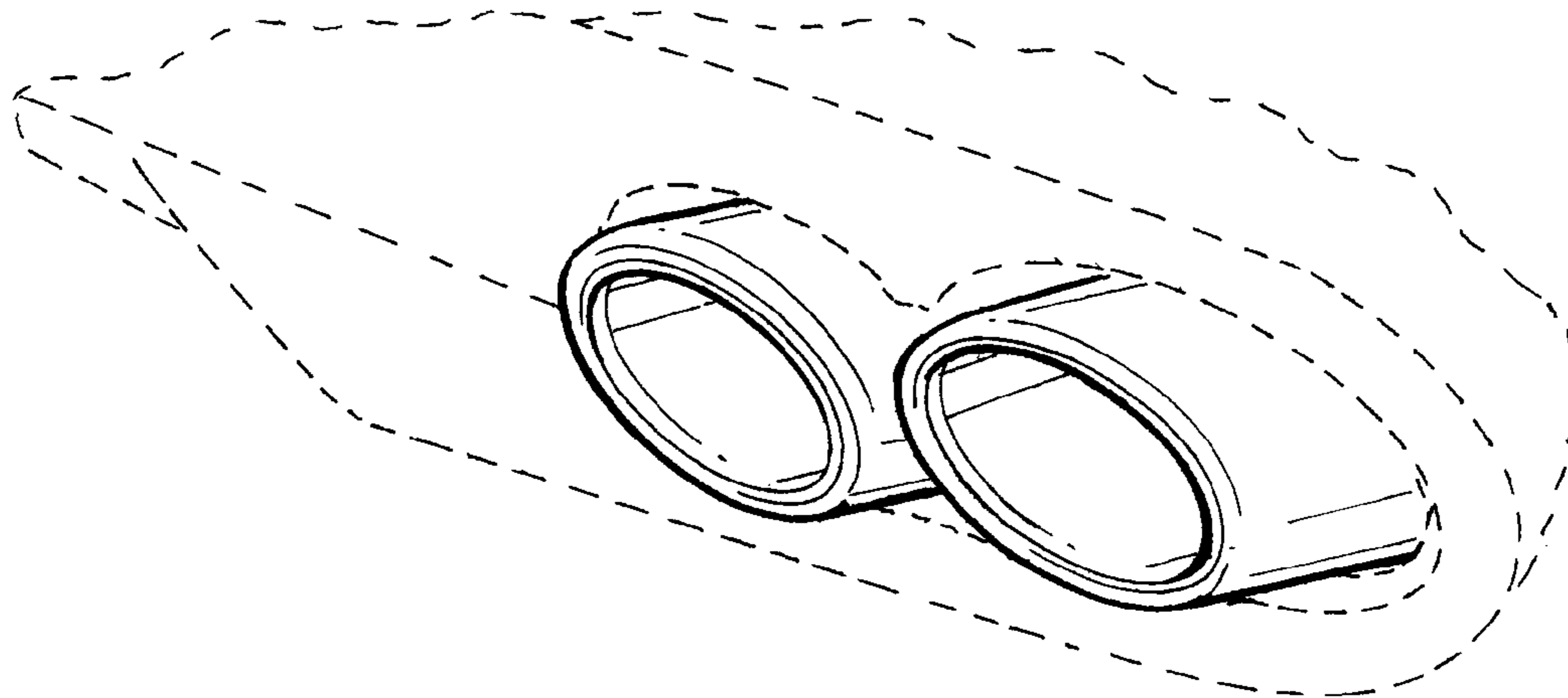
The broken lines are for illustrative purposes only and form no part of the claimed design.

(56) **References Cited**

U.S. PATENT DOCUMENTS

4,537,278 A \* 8/1985 Okada et al. .... 181/227

**1 Claim, 1 Drawing Sheet**



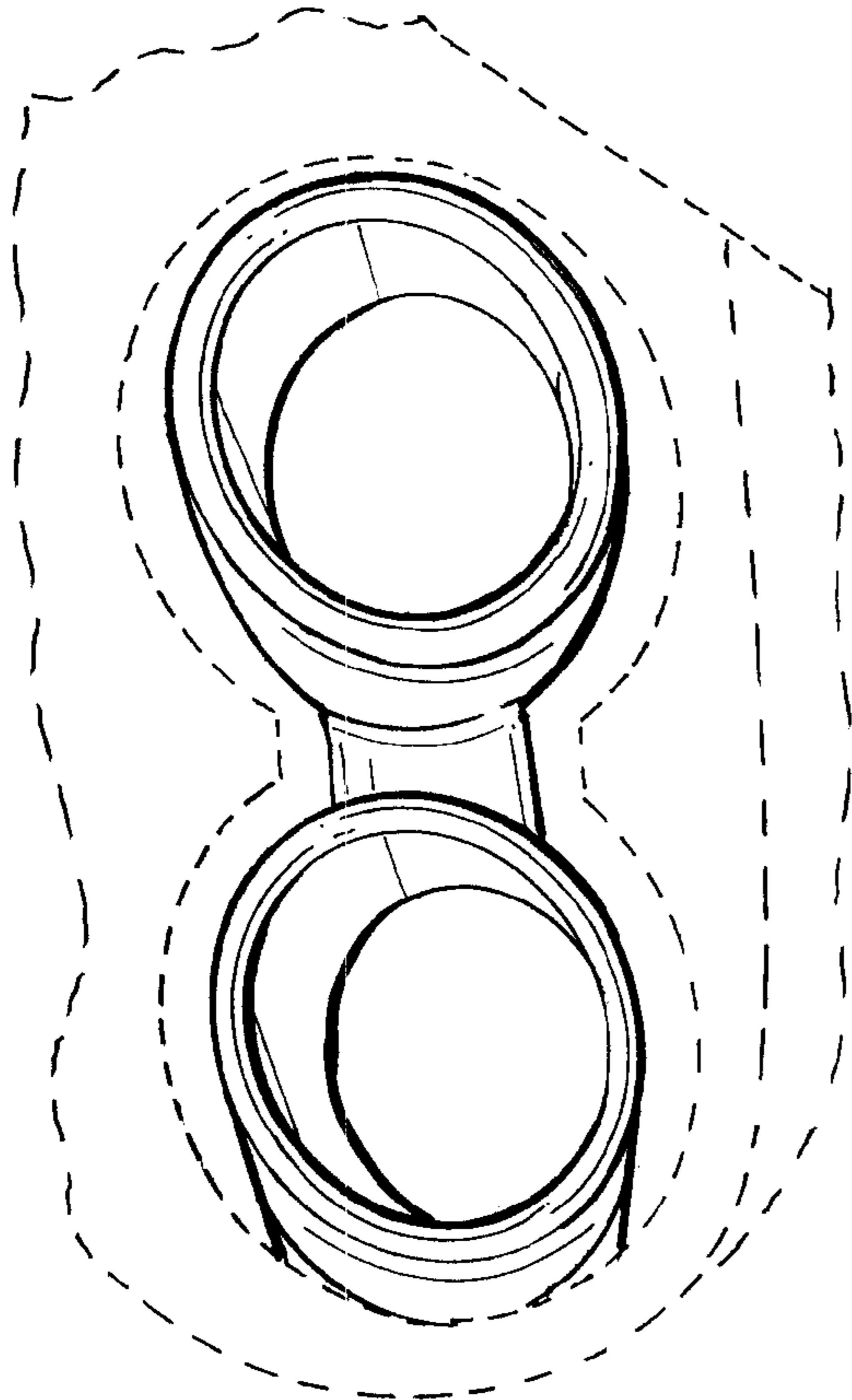


FIG. 1

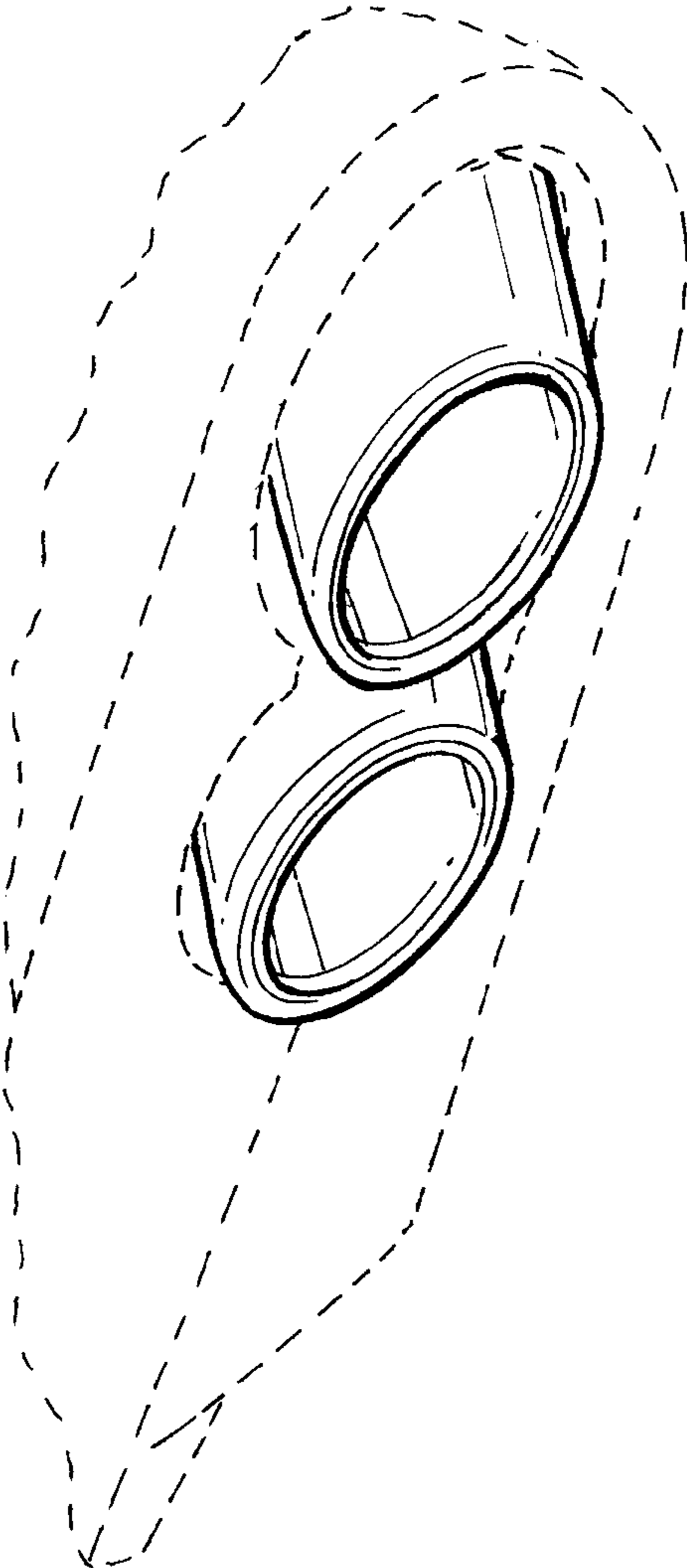


FIG. 2