



US00D534466S

(12) **United States Design Patent** (10) **Patent No.:** **US D534,466 S**
Tanaka et al. (45) **Date of Patent:** **** Jan. 2, 2007**

(54) **MOTORCYCLE FAIRING**

D350,919 S * 9/1994 Kishi et al. D12/110
5,490,573 A * 2/1996 Hagiwara et al. 180/219

(75) Inventors: **Shunji Tanaka**, Kobe (JP); **Keishi Fukumoto**, Akashi (JP); **Kaoru Kouchi**, Kakogawa (JP)

* cited by examiner

(73) Assignee: **Kawasaki Jukogyo Kabushiki Kaisha**, Hyogo (JP)

Primary Examiner—Stella Reid
Assistant Examiner—Linda Brooks

(**) Term: **14 Years**

(57) **CLAIM**

(21) Appl. No.: **29/254,818**

The ornamental design for a motorcycle fairing, as shown and described.

(22) Filed: **Feb. 28, 2006**

DESCRIPTION

(30) **Foreign Application Priority Data**

Sep. 7, 2005 (JP) 2005-025806

FIG. 1 is a front elevational view of a motorcycle fairing showing our new design;

(51) **LOC (8) Cl.** **12-16**

FIG. 2 is a rear elevational view thereof;

(52) **U.S. Cl.** **D12/182**

FIG. 3 is a left side elevational view thereof;

(58) **Field of Classification Search** D12/110,
D12/182; 180/219; 296/78.1, 192, 180.1,
296/193.09; 280/152.1, 152.2, 152.3, 848,
280/852, 288.4; D26/120, 28-36; 362/267,
362/327-340, 473-476

FIG. 4 is a right side elevational view thereof;

FIG. 5 is a top plan view thereof;

FIG. 6 is a bottom plan view thereof; and,

FIG. 7 is a perspective view thereof.

See application file for complete search history.

The broken line showing of the environment is for illustrative purposes only and forms no part of the claimed designs.

The portion encompassed by a solid line showing openings is the design sought to be patented.

(56) **References Cited**

U.S. PATENT DOCUMENTS

D333,641 S * 3/1993 Sakaguchi et al. D12/110

1 Claim, 4 Drawing Sheets



Fig. 1




Fig. 2



Fig. 3

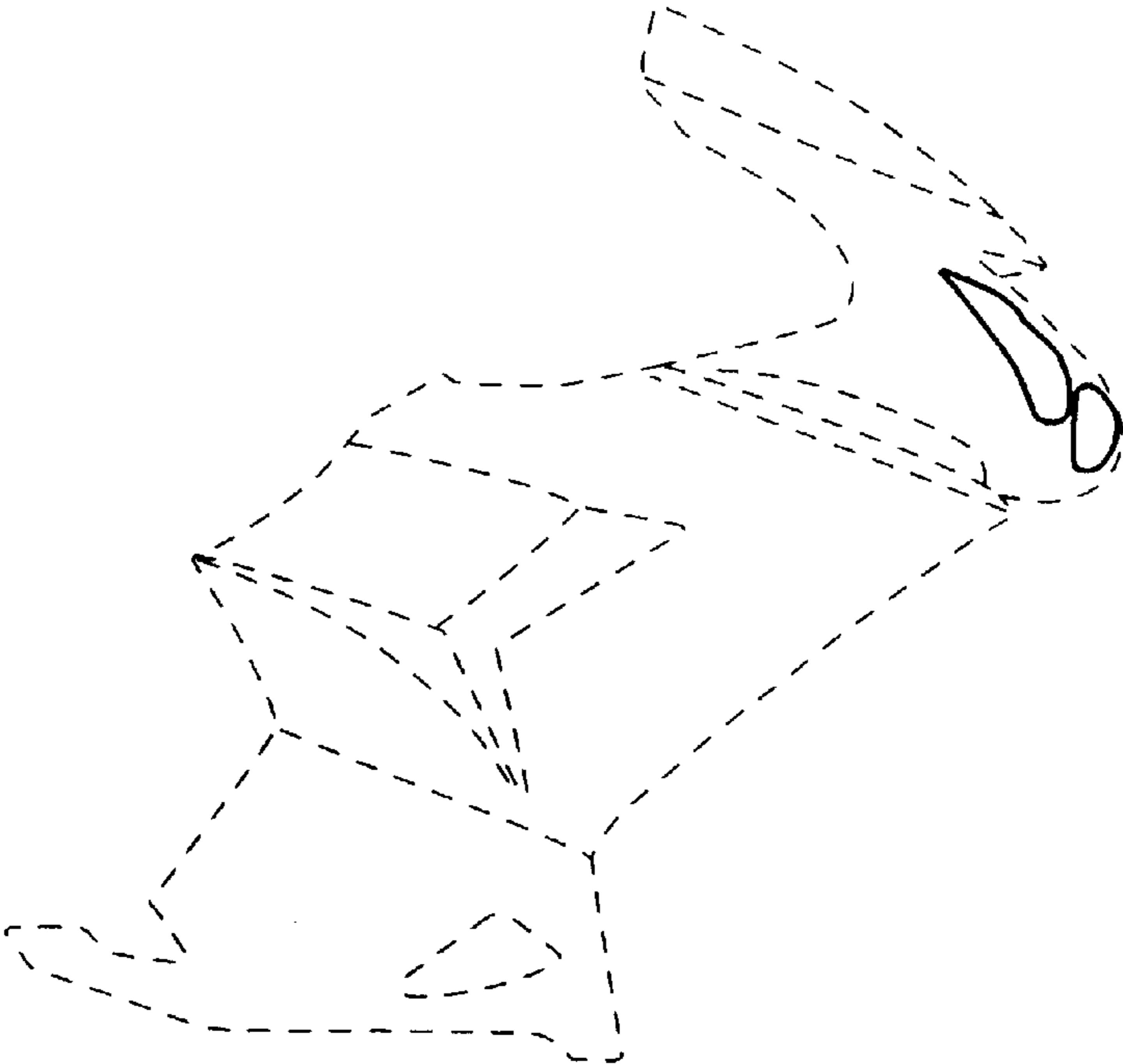


Fig. 4

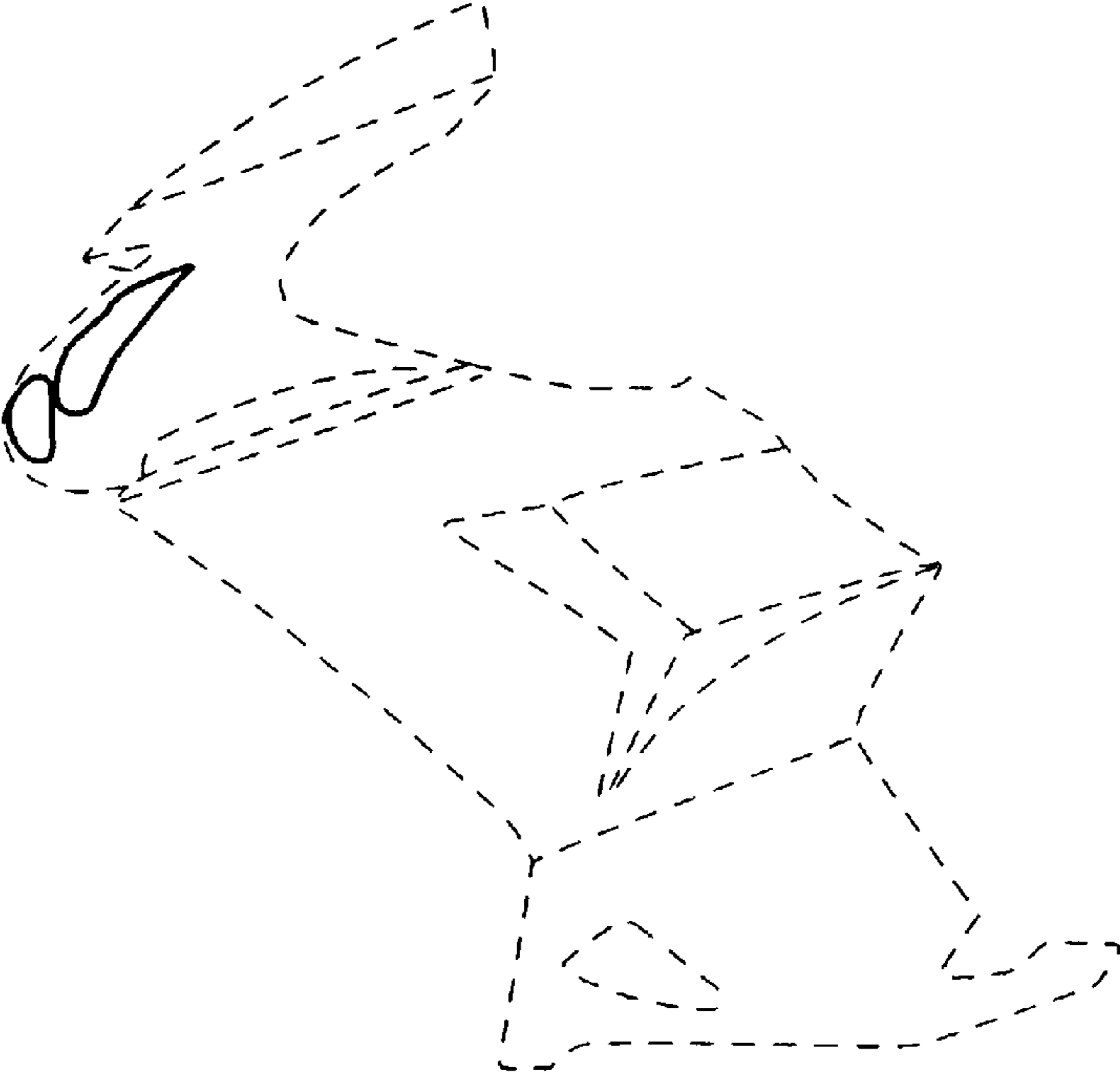


Fig. 5

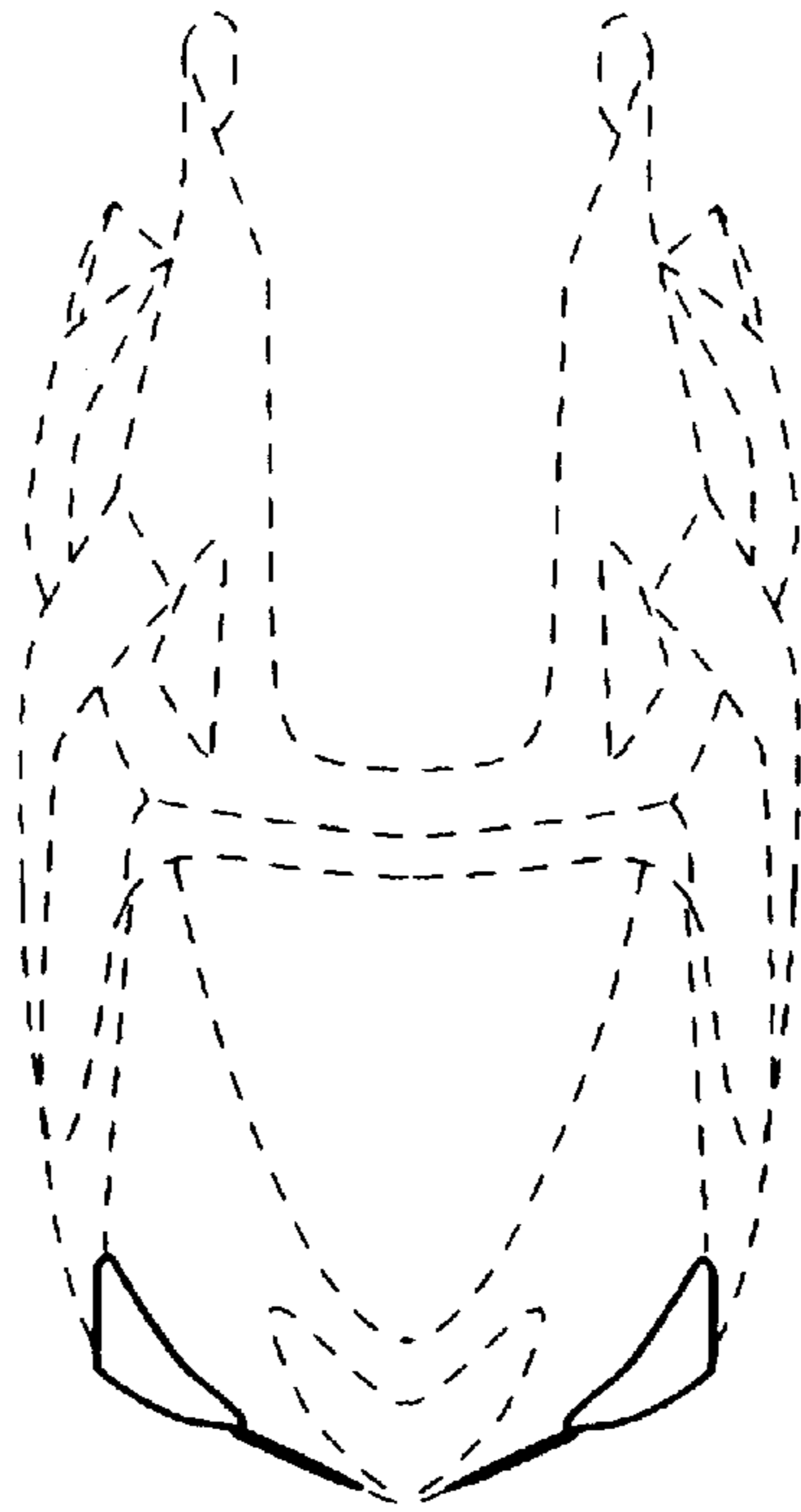


Fig. 6

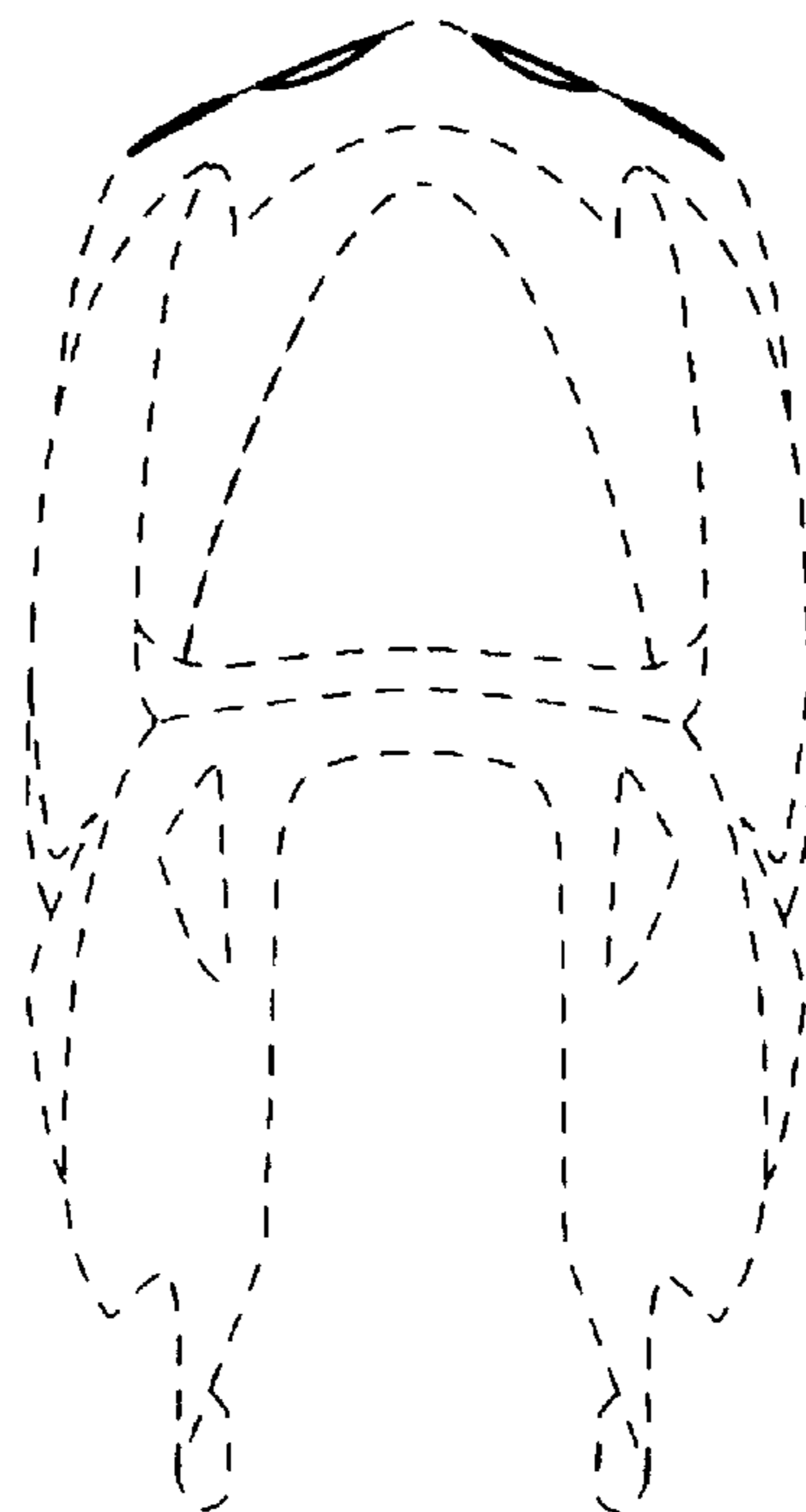


Fig. 7

