



US00D534464S

(12) **United States Design Patent**  
**Brown**

(10) **Patent No.:** **US D534,464 S**  
(45) **Date of Patent:** **\*\* Jan. 2, 2007**

- (54) **VEHICLE REAR BUMPER**
- (75) Inventor: **Roger Brown**, Corona, CA (US)
- (73) Assignee: **Honda Motor Co., Ltd.**, Tokyo (JP)
- (\*\*) Term: **14 Years**
- (21) Appl. No.: **29/245,501**
- (22) Filed: **Dec. 27, 2005**
- (51) **LOC (8) Cl.** ..... **12-16**
- (52) **U.S. Cl.** ..... **D12/169**
- (58) **Field of Classification Search** ..... D12/90-92,  
D12/86, 169, 196; 296/180.1, 180.2; 293/102,  
293/113, 115, 117, 120  
See application file for complete search history.

- D506,956 S \* 7/2005 Wakasugi et al. .... D12/169
- D512,943 S \* 12/2005 Otto et al. .... D12/169
- D516,973 S \* 3/2006 Baum ..... D12/169
- D522,937 S \* 6/2006 Tada ..... D12/169

\* cited by examiner

*Primary Examiner*—Melody N. Brown

(74) *Attorney, Agent, or Firm*—Plumsea Law Group, LLC

(57) **CLAIM**

The ornamental design for a vehicle rear bumper, as shown and described.

**DESCRIPTION**


FIG. 1 is a front elevational view of a vehicle rear bumper showing my new design;  
FIG. 2 is a perspective view thereof; and,  
FIG. 3 is a side elevational view, the opposite side being a mirror image thereof.

(56) **References Cited**

U.S. PATENT DOCUMENTS

- D505,893 S \* 6/2005 Boyer ..... D12/169

**1 Claim, 1 Drawing Sheet**






FIG. 1



FIG. 2

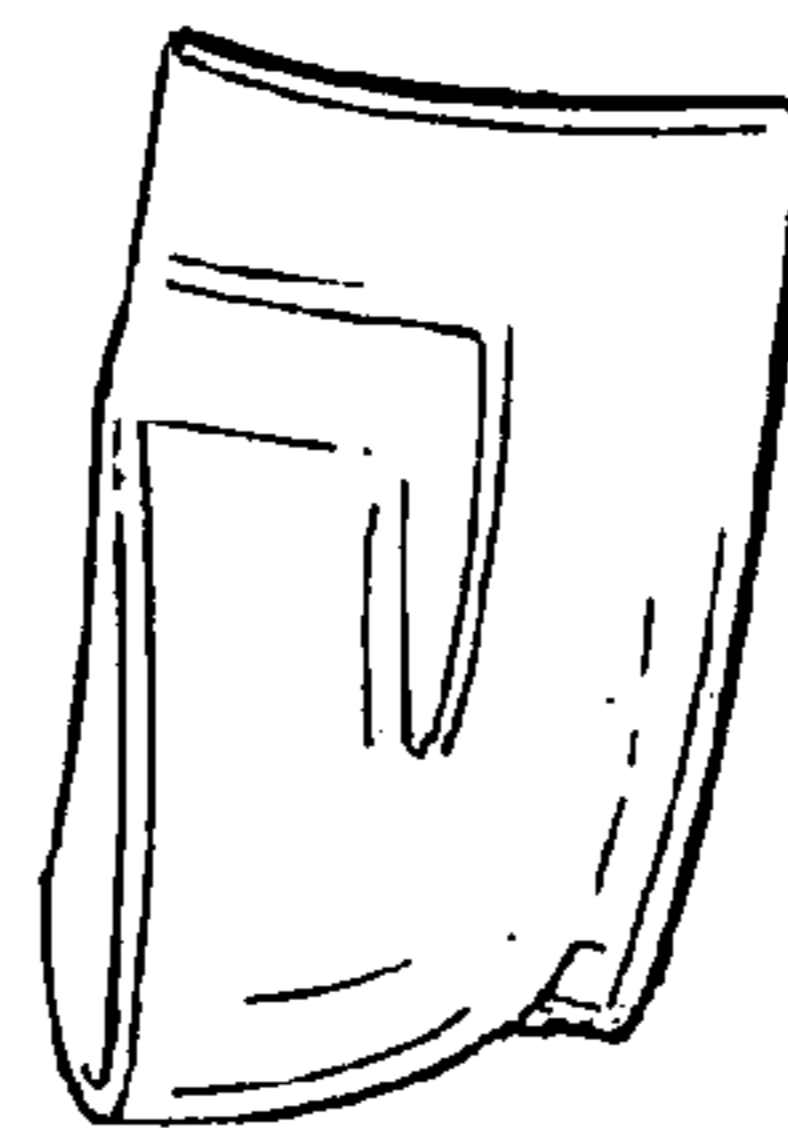


FIG. 3