



US00D534462S

(12) **United States Design Patent**  
**Hiruta et al.**

(10) **Patent No.:** **US D534,462 S**  
(45) **Date of Patent:** **\*\* Jan. 2, 2007**

(54) **REAR BUMPER FOR AN AUTOMOBILE**

(75) Inventors: **Yo Hiruta**, Newport Beach, CA (US);  
**Yahiko Kumai**, Toyota (JP); **Kenji Kido**, Toyota (JP)

(73) Assignee: **Toyota Jidosha Kabushiki Kaisha**,  
Aichi-ken (JP)

(\*\*) Term: **14 Years**

(21) Appl. No.: **29/239,564**

(22) Filed: **Oct. 3, 2005**

(51) **LOC (8) Cl.** ..... **12-16**

(52) **U.S. Cl.** ..... **D12/169**

(58) **Field of Classification Search** ..... D12/90-92,  
D12/86, 169, 196, 163; 296/180.1, 180.2;  
293/102, 113, 115, 117, 120

See application file for complete search history.

(56) **References Cited**

**U.S. PATENT DOCUMENTS**

D472,856 S	*	4/2003	Oishi et al. ....	D12/169
D475,958 S	*	6/2003	Yokomaku .....	D12/196
D479,822 S	*	9/2003	Yokomaku .....	D12/196
D492,627 S	*	7/2004	Metros et al. ....	D12/169
D492,628 S	*	7/2004	Bond et al. ....	D12/169
D494,898 S	*	8/2004	Metros et al. ....	D12/169
D497,577 S	*	10/2004	Metros et al. ....	D12/169
D509,777 S	*	9/2005	Hakamata .....	D12/169

**OTHER PUBLICATIONS**

Brochure for BMW 5 Series, issued by BMW Japan Corp.,  
Sep. 2003.

Toyota Mark X in "Auto Car Japan," issued by Kabushiki  
Kaisha Neko Publishing, Feb. 2005.

\* cited by examiner

*Primary Examiner*—Melody N. Brown

(74) *Attorney, Agent, or Firm*—Finnegan, Henderson,  
Farabow, Garrett & Dunner, L.L.P.

(57) **CLAIM**

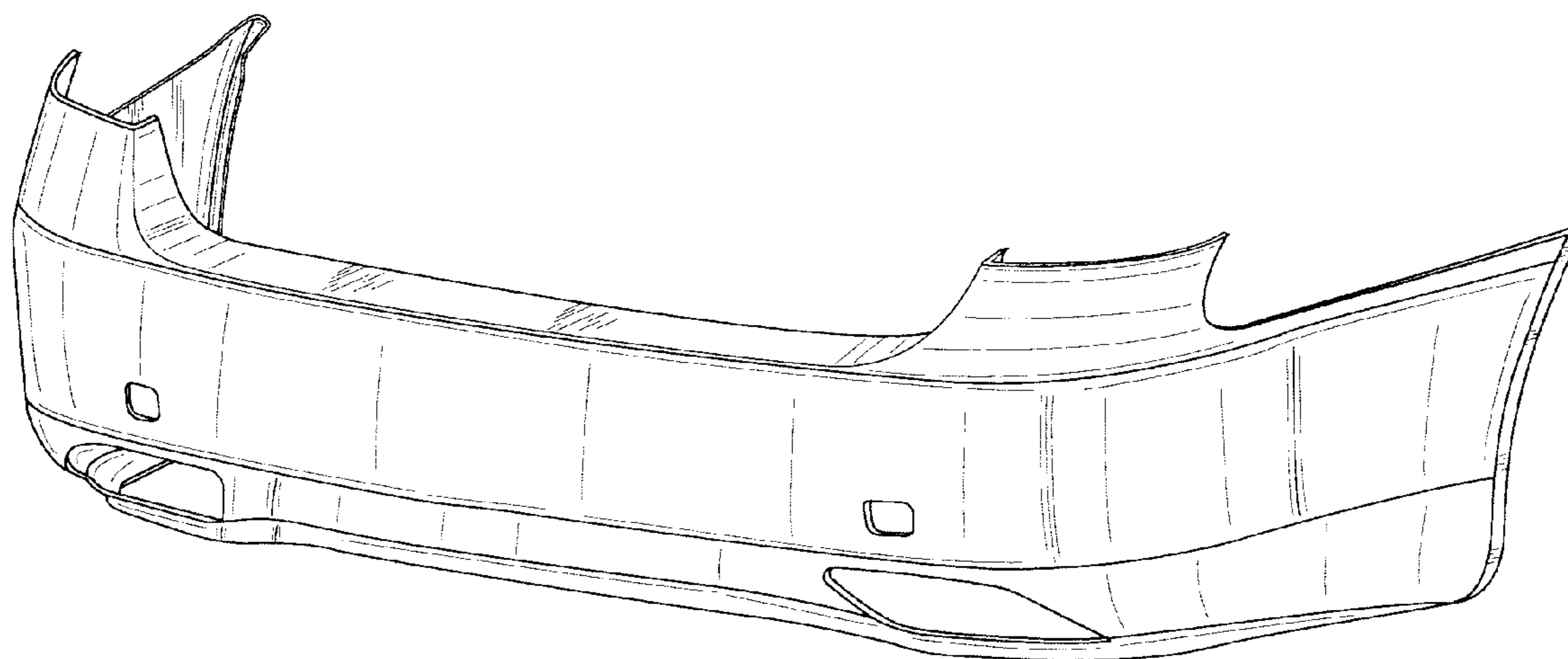
The ornamental design for a rear bumper for an automobile,  
as shown and described.

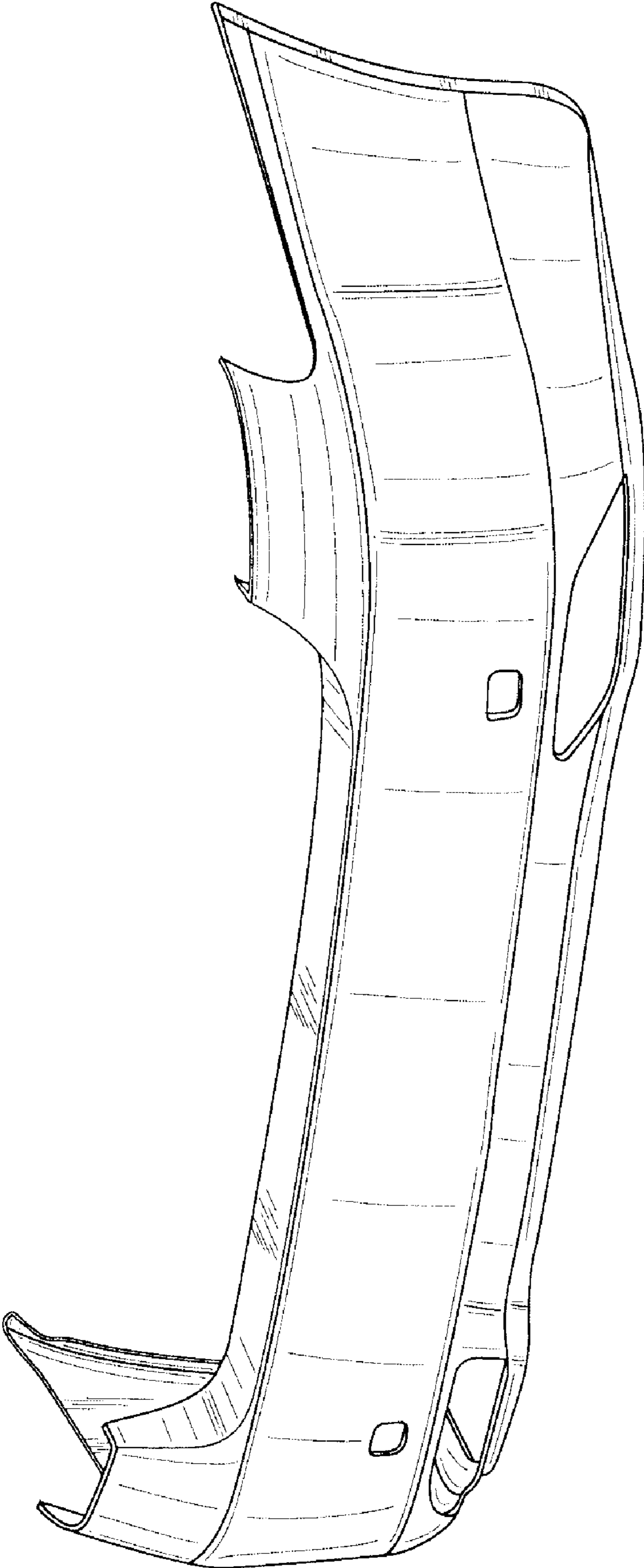
**DESCRIPTION**

FIG. 1 is a front perspective view of a rear bumper for an  
automobile of my new design;  
FIG. 2 is a front view thereof;  
FIG. 3 is a rear view thereof;  
FIG. 4 is a top plan view thereof;  
FIG. 5 is a bottom plan view thereof; and,  
FIG. 6 is a right side view thereof, the left side view being  
a mirror image of FIG. 6.

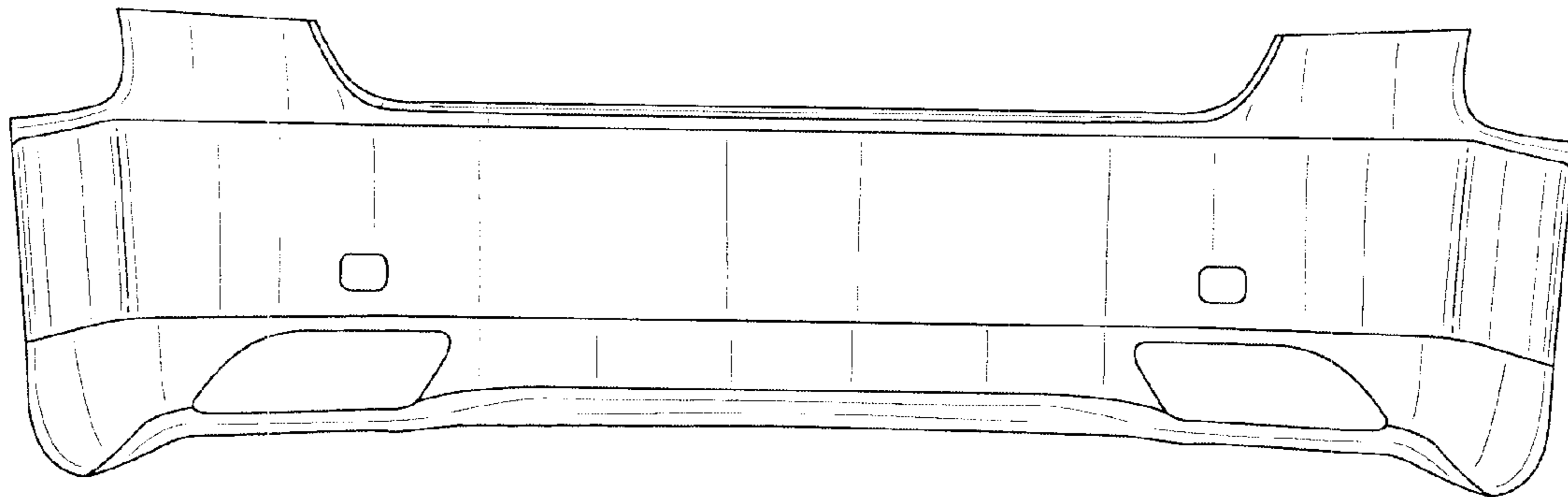
As used herein right and left refer to the orientation of the  
design depicted in the figures above, not the right and left  
sides of the device when it is included as a component of an  
automobile.

**1 Claim, 3 Drawing Sheets**

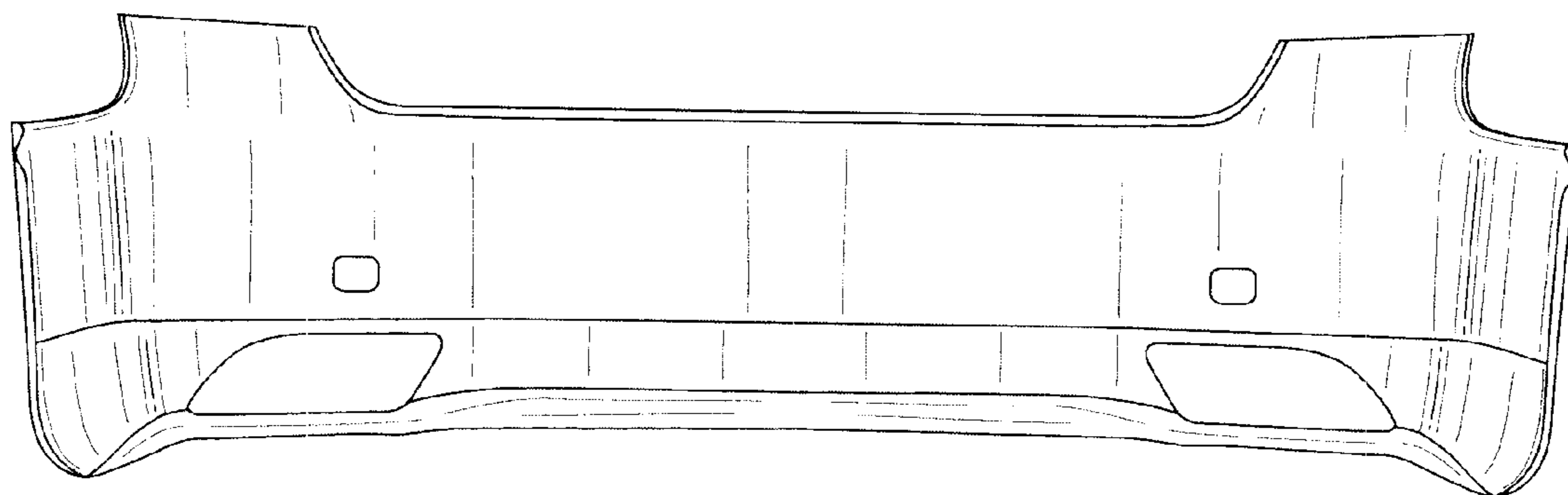





**FIG. 1**



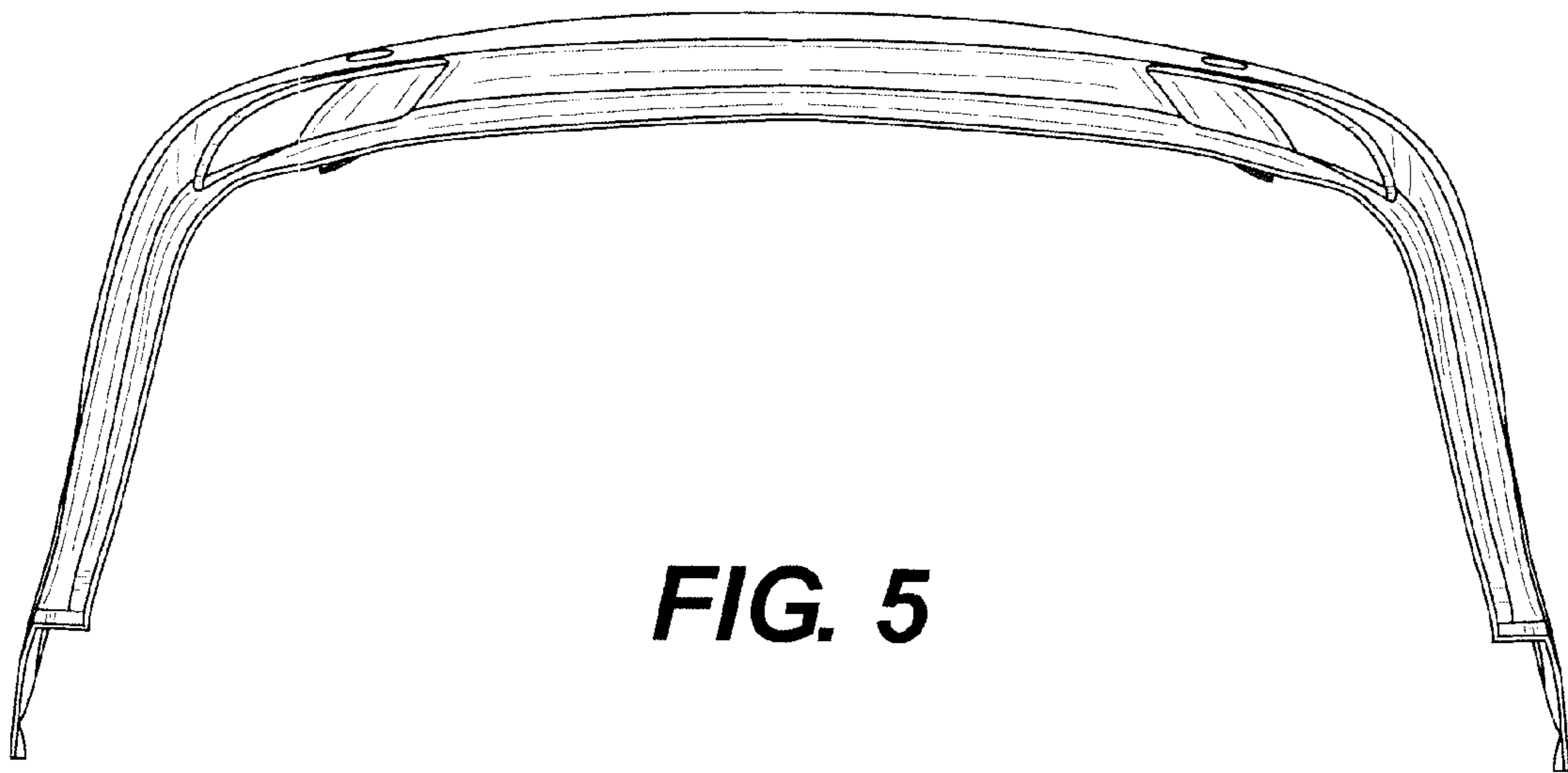
**FIG. 2**



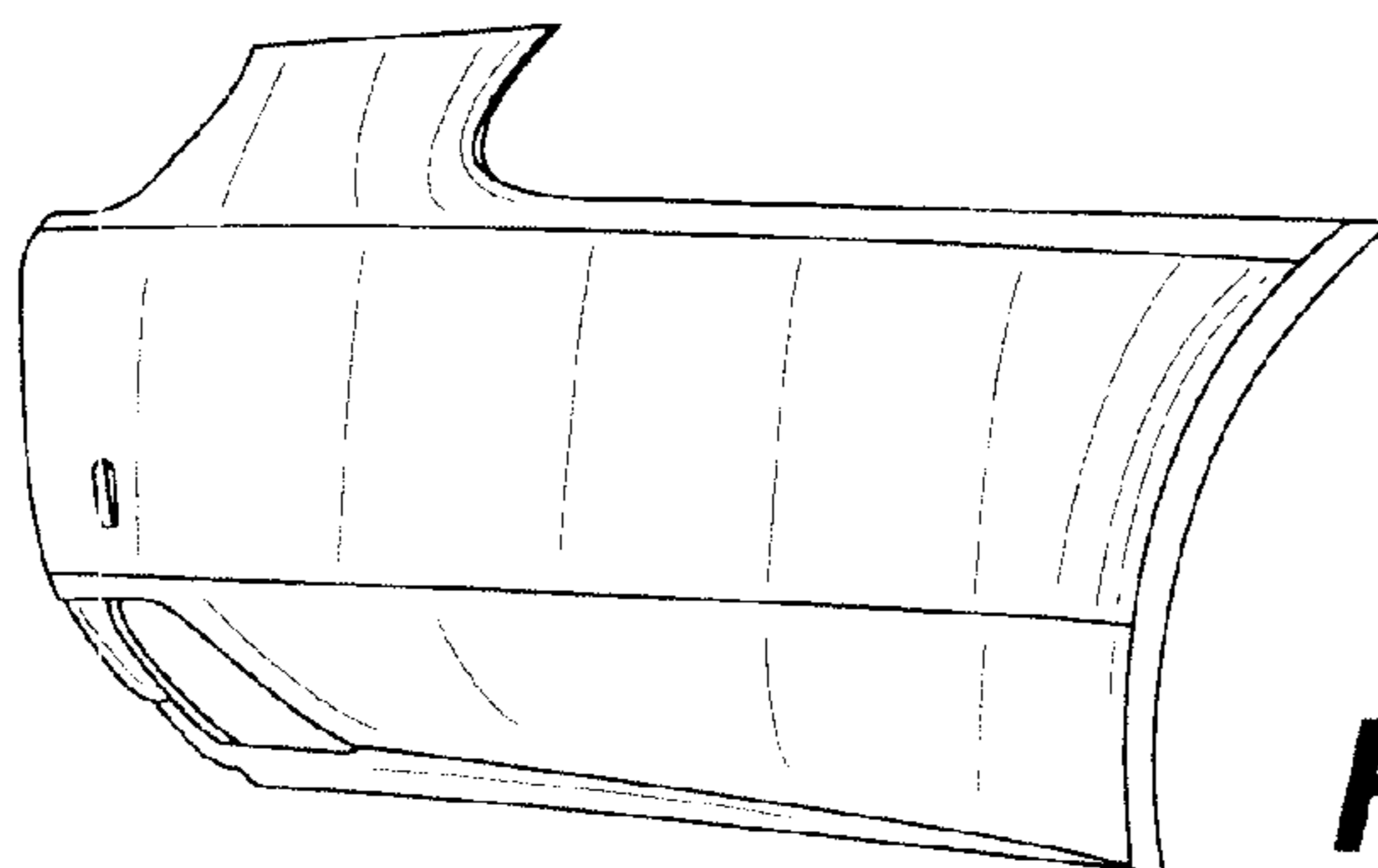
**FIG. 3**



**FIG. 4**



**FIG. 5**



**FIG. 6**