



US00D534458S

(12) **United States Design Patent**
Renkert et al.

(10) **Patent No.:** **US D534,458 S**
(45) **Date of Patent:** **** Jan. 2, 2007**

(54) **AUTOMOBILE BODY**

(75) Inventors: **Donald A Renkert**, Royal Oak, MI (US); **John P Sgalia**, Farmington Hills, MI (US); **Aaron D Pizzuti**, Royal Oak, MI (US); **Mark C Trostle**, Clarkston, MI (US)

(73) Assignee: **DaimlerChrysler Corporation**, Auburn Hills, MI (US)

(**) Term: **14 Years**

(21) Appl. No.: **29/244,156**

(22) Filed: **Dec. 6, 2005**

(51) **LOC (8) Cl.** **12-08**

(52) **U.S. Cl.** **D12/91**

(58) **Field of Classification Search** D12/90-92,
D12/86, 88; D21/424, 433; 296/181.1, 181.5
See application file for complete search history.

(56) **References Cited**

U.S. PATENT DOCUMENTS

D346,990 S 5/1994 Abbott et al.
D430,820 S 9/2000 Chergosky et al.

D476,268 S 6/2003 Castiglione et al.
D500,460 S * 1/2005 Allen et al. D12/91
D514,983 S * 2/2006 Renkert et al. D12/91
D521,902 S * 5/2006 Folden D12/91
D521,903 S * 5/2006 Matei et al. D12/91

* cited by examiner

Primary Examiner—Melody N. Brown

(74) *Attorney, Agent, or Firm*—Ralph E. Smith

(57) **CLAIM**


The ornamental design for an automobile body, as shown and described.

DESCRIPTION

FIG. 1 is a front perspective view of an automobile body showing our new design;
FIG. 2 is a side view thereof;
FIG. 3 is a front view thereof;
FIG. 4 is a rear view thereof;
FIG. 5 is a rear perspective view thereof; and,
FIG. 6 is a top plan view thereof.

It will be understood that the dashed lines presented in the drawings are for illustration only, and do not form a part of the claimed design.

1 Claim, 5 Drawing Sheets



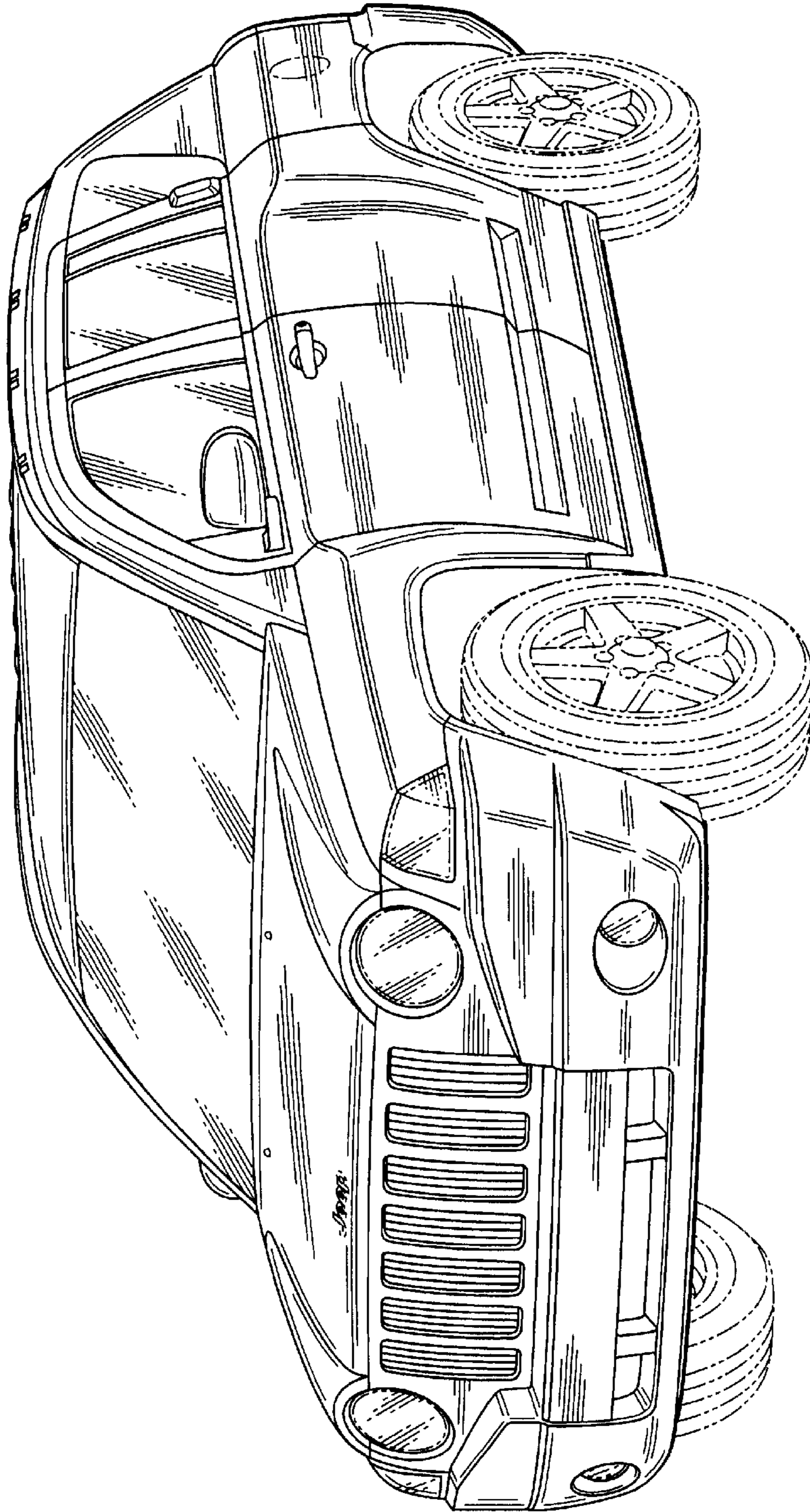


Fig. 1

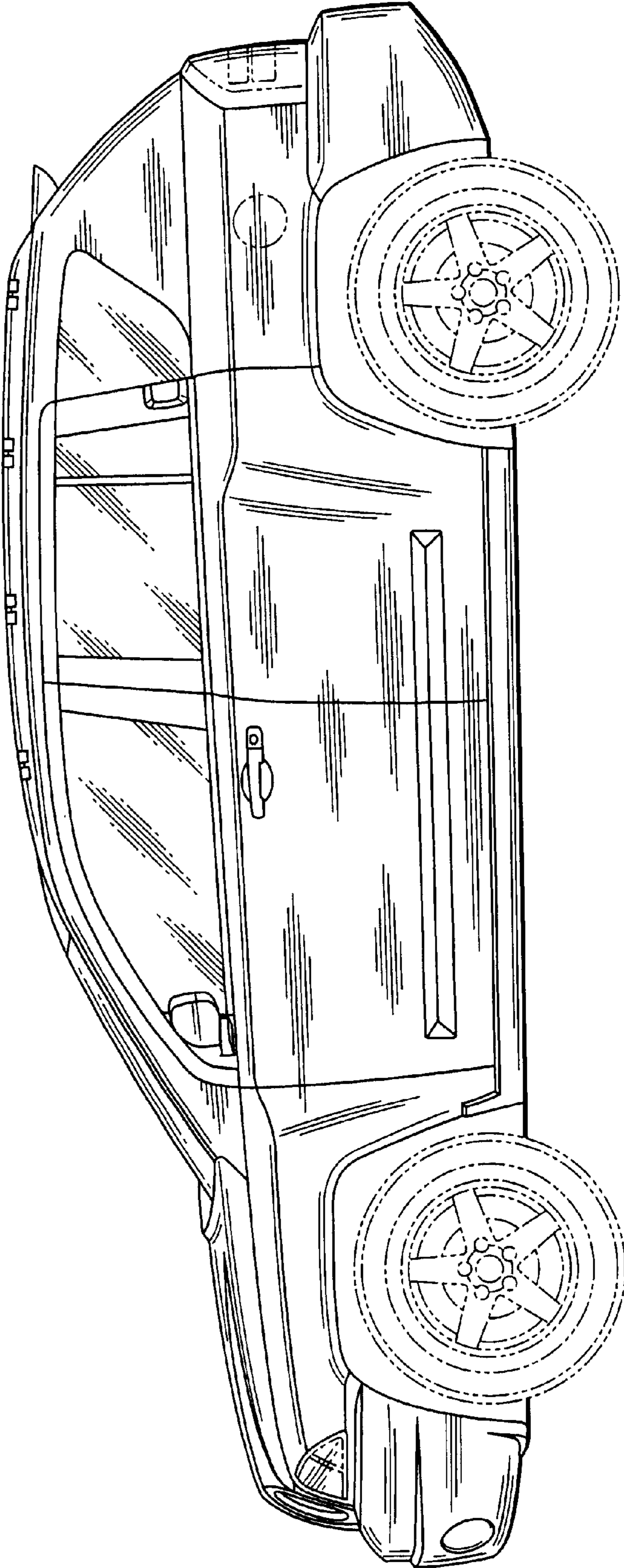


Fig. 2




Fig. 3




Fig. 4

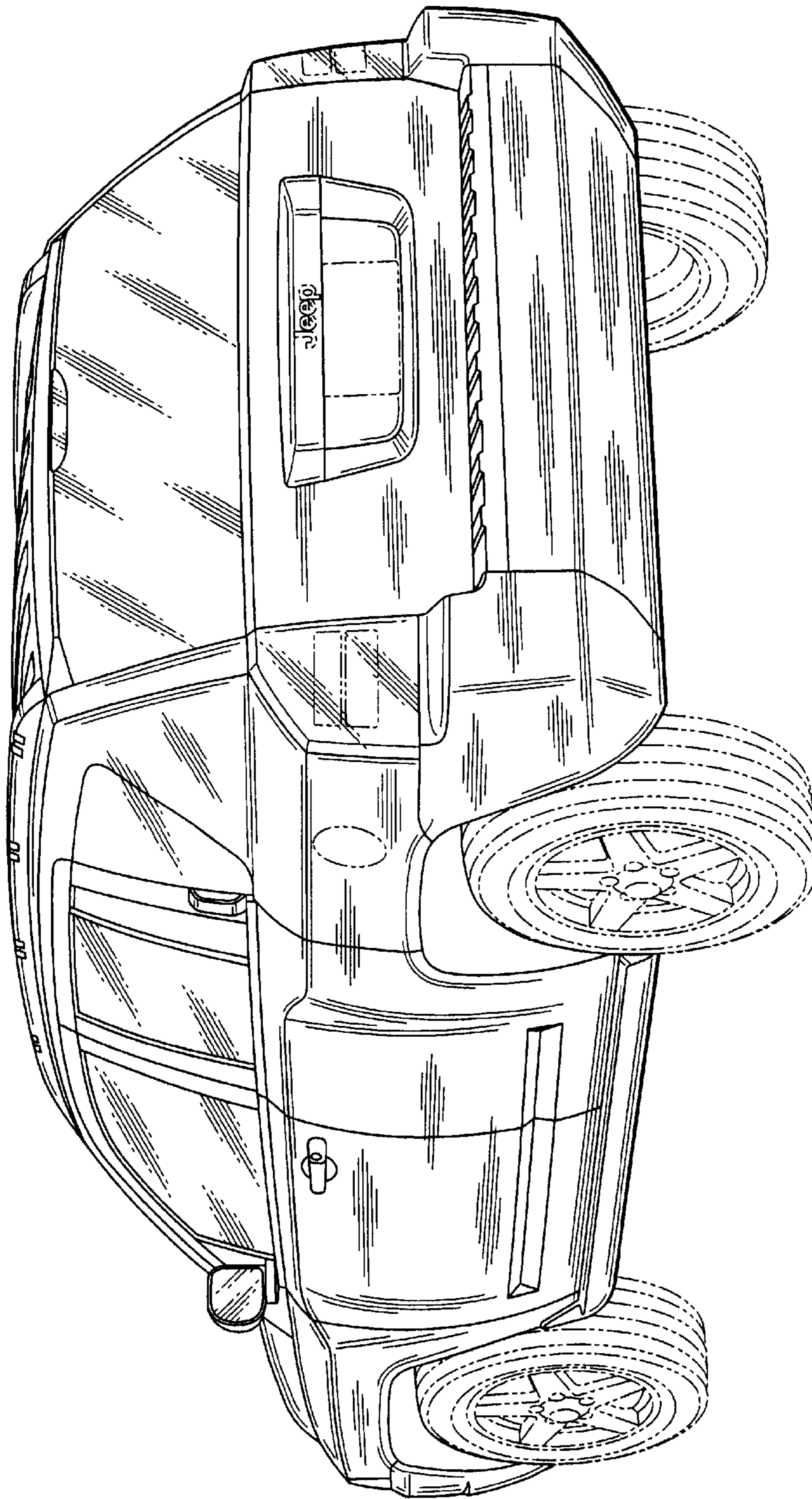


Fig. 5

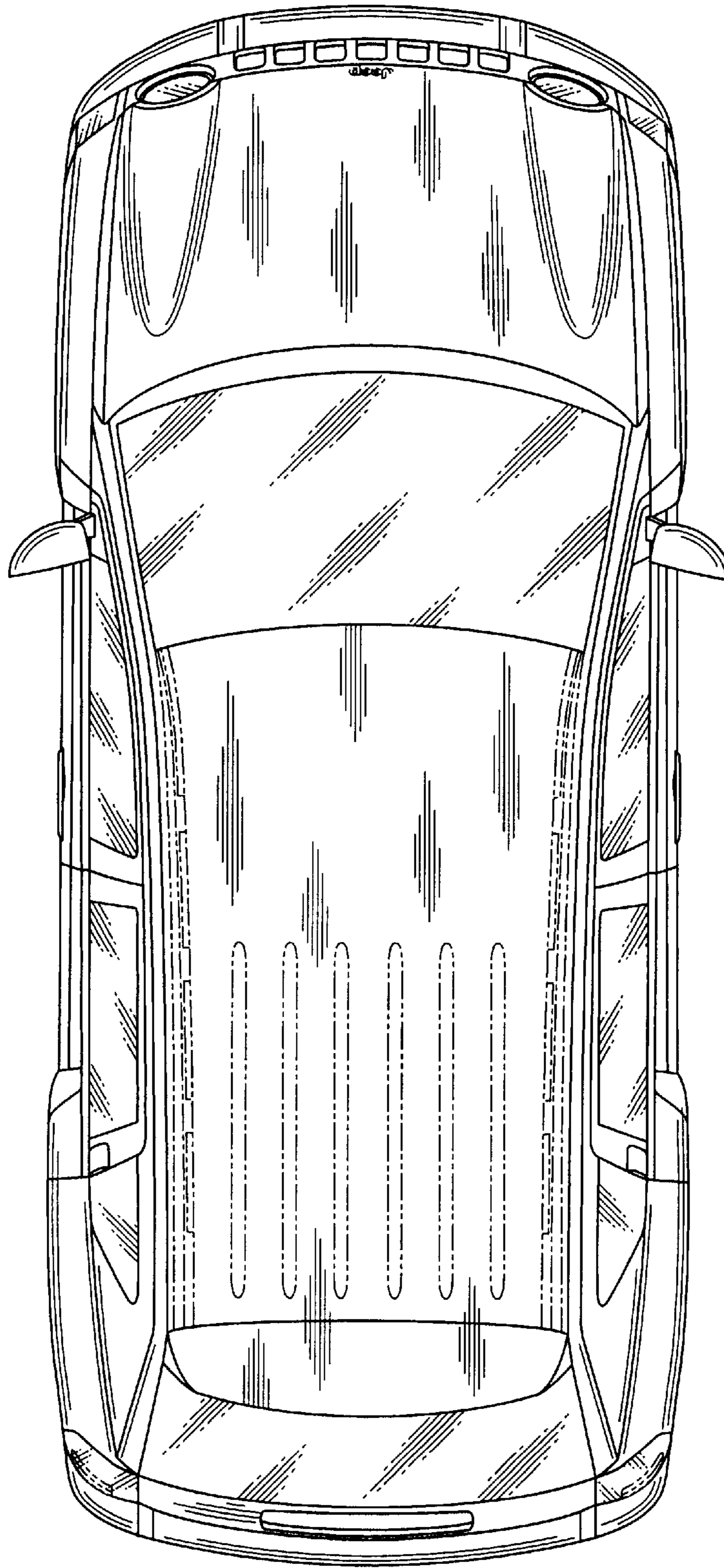


Fig. 6