



US00D534457S

(12) **United States Design Patent**  
**Newbould et al.**

(10) **Patent No.:** **US D534,457 S**  
(45) **Date of Patent:** **\*\* Jan. 2, 2007**

(54) **DECORATIVE ARTICLE**  
(75) Inventors: **Peter Newbould**, Milan (IT); **Sigurdur Thorsteinsson**, Milan (IT)  
(73) Assignee: **3M Innovative Properties Company**, St. Paul, MN (US)  
(\*\*) Term: **14 Years**

D240,844 S 8/1976 Satten  
D252,807 S 9/1979 Schnyderite et al.  
D253,484 S 11/1979 Saitoh  
D260,159 S \* 8/1981 Takahashi ..... D21/593  
D265,742 S 8/1982 Wilcox  
D271,404 S 11/1983 Chan  
4,468,146 A 8/1984 Tabachnik  
D276,899 S 12/1984 Deeley et al.  
4,671,514 A 6/1987 Wilson-Diehl  
D292,814 S \* 11/1987 Zacherle ..... D21/630  
D294,843 S 3/1988 Lund  
D324,087 S 2/1992 Crider  
D329,507 S 9/1992 Assmann  
D343,431 S 1/1994 Kane  
5,310,380 A 5/1994 Levy et al.

(21) Appl. No.: **29/241,190**  
(22) Filed: **Oct. 25, 2005**

(51) **LOC (8) Cl.** ..... **11-02**  
(52) **U.S. Cl.** ..... **D11/160**; D9/614; D19/66;  
D21/621; D21/623; D21/659

(58) **Field of Classification Search** ..... D11/125,  
D11/127, 128, 130, 131, 157, 158, 160, 164;  
D21/576-661, 386, 388; D9/614-625, 715,  
D9/719, 727-729, 501, 517, 441, 451, 455;  
D19/36, 42, 54, 57, 66, 71, 75, 77, 82, 94-97,  
D19/99; D1/102, 104, 107-109; D3/271.3,  
D3/271.4; D4/101, 102, 125, 126; D24/198,  
D24/199; D7/506, 516, 517, 302, 593, 595,  
D7/599, 619.2, 625, 628, 636, 639; D27/149;  
D28/7, 73, 76, 77, 82, 84, 87; D99/38, 39;  
206/457; 446/69, 72-75, 97, 99, 100, 268,  
446/320, 321, 390, 391, 475; 428/7-9, 15,  
428/16, 542.2, 542.4; 401/48, 52, 88, 89,  
401/98, 131, 195

See application file for complete search history.

(56) **References Cited**

**U.S. PATENT DOCUMENTS**

D60,908 S 4/1922 Karpen  
2,932,125 A 4/1960 McAllister  
D192,040 S 1/1962 Goldman et al.  
D199,168 S \* 9/1964 Abess ..... D28/87  
D201,761 S 7/1965 Levy  
3,264,160 A 8/1966 Donofrio  
D215,223 S 9/1969 Goldfarb  
D232,115 S 7/1974 Luzius et al.  
D232,747 S \* 9/1974 Sharp ..... D21/623  
D239,636 S 4/1976 Knudsen et al.

(Continued)

**FOREIGN PATENT DOCUMENTS**

DE 86 12 862 9/1986  
EP 0 451 246 A1 10/1991  
WO WO 99/42016 8/1999  
WO WO 03/008296 A1 1/2003

*Primary Examiner*—Catherine Tuttle  
(74) *Attorney, Agent, or Firm*—Trisha D. Adamson

(57) **CLAIM**

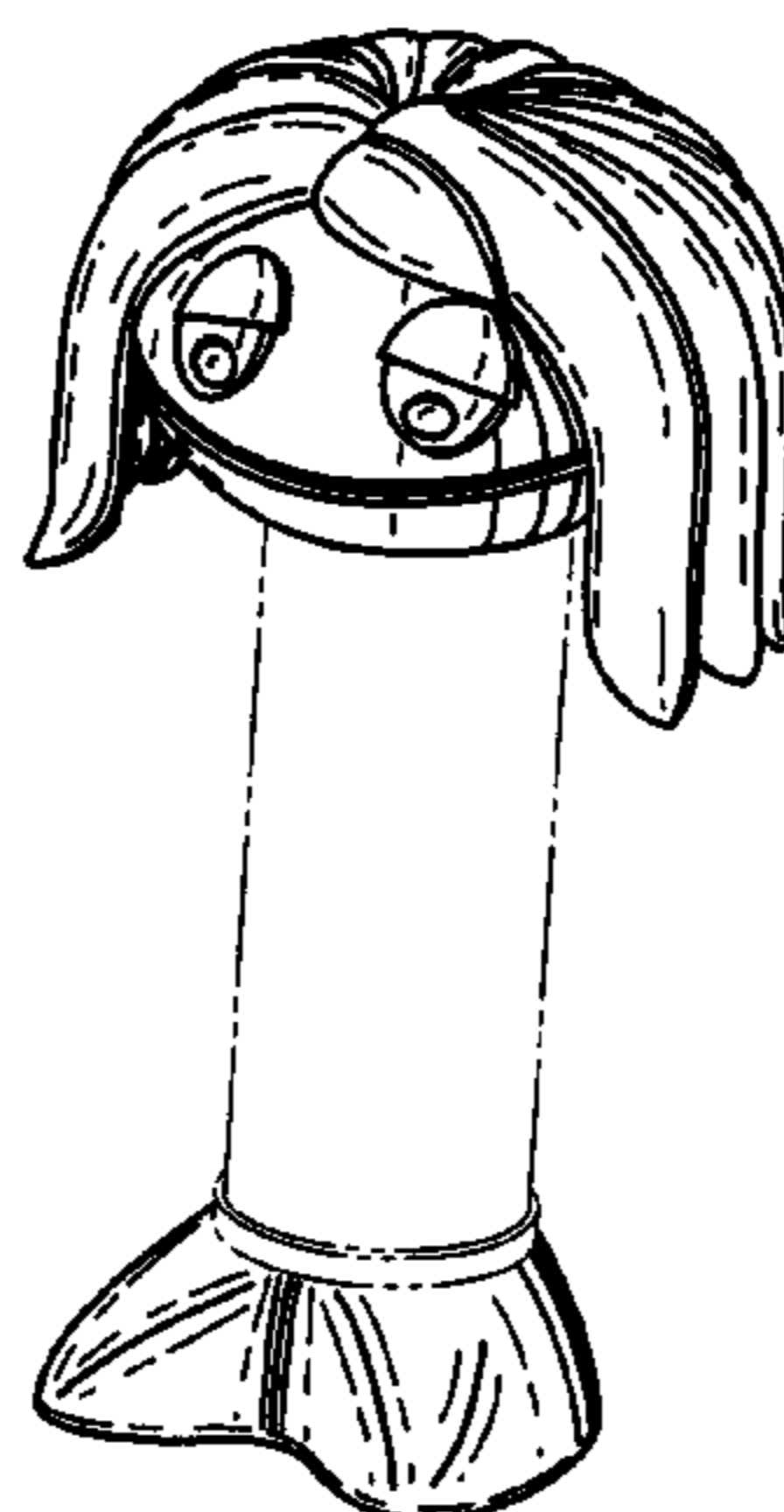
The ornamental design for a decorative article, as shown and described.

**DESCRIPTION**

FIG. 1 is a perspective view of a decorative article;  
FIG. 2 is a front view thereof;  
FIG. 3 is a rear view thereof;  
FIG. 4 is a left side view thereof;  
FIG. 5 is a right side view thereof;  
FIG. 6 is a top view thereof; and,  
FIG. 7 is a bottom view thereof.

The broken lines in the drawings are shown for illustrative purposes only and forms no part of the claimed design. In addition, the surface shading illustrated in the drawings is provided merely to highlight the contour of design; it is not intended to be illustrative of texture or gloss.

**1 Claim, 2 Drawing Sheets**



# US D534,457 S

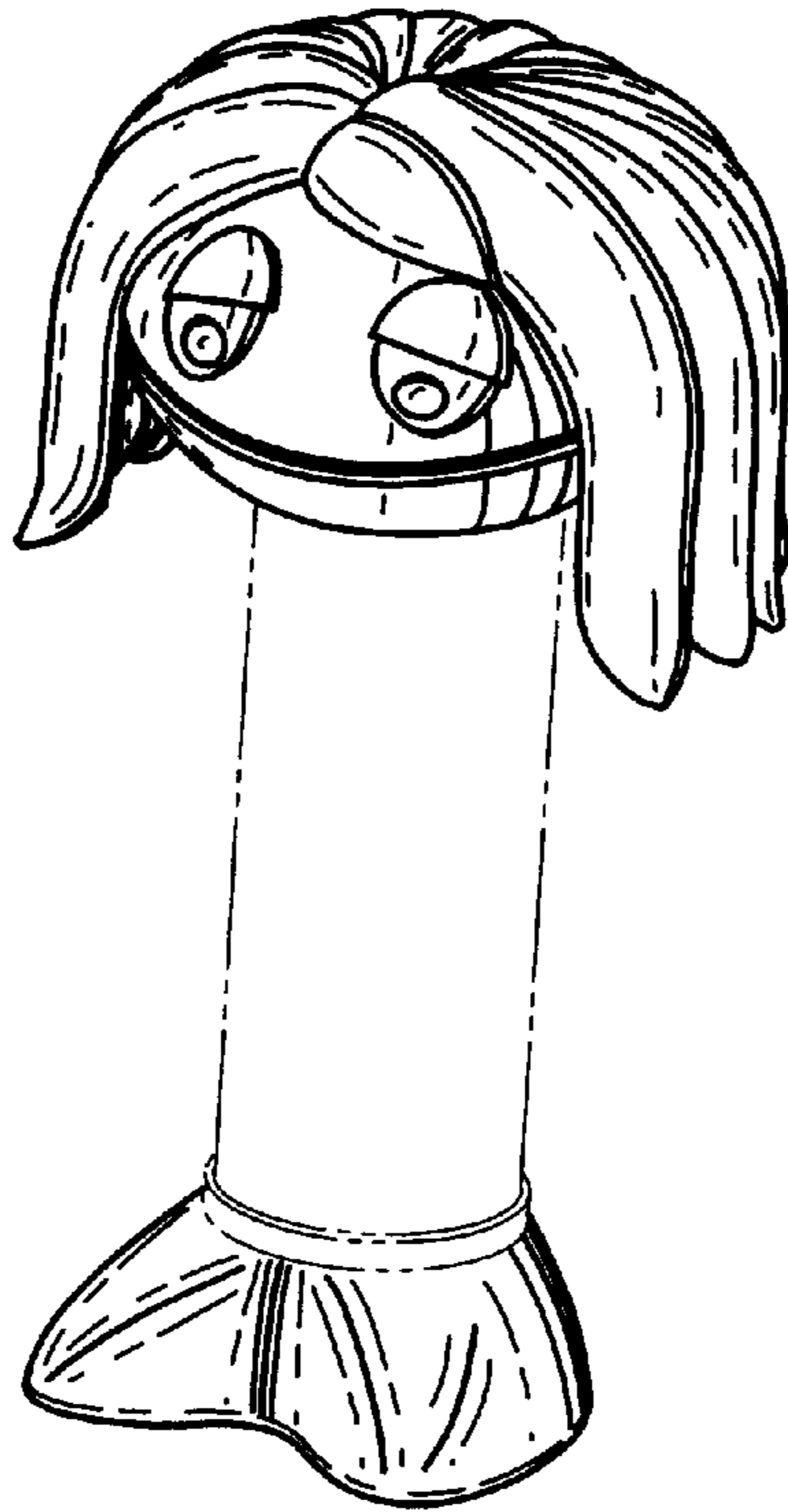
Page 2

---


## U.S. PATENT DOCUMENTS

D349,452 S	*	8/1994	Stimac .....	D9/616	D450,789 S	*	11/2001	Gordon .....	D21/634
D366,673 S		1/1996	Harling-Berg		D451,563 S	*	12/2001	Smith .....	D21/630
5,675,859 A		10/1997	Barre		6,332,727 B1		12/2001	Hsu	
D387,400 S		12/1997	Grasso		D454,365 S	*	3/2002	Summers .....	D19/42
D404,440 S		1/1999	Watanabe		D456,741 S		5/2002	Domenig	
5,927,881 A		7/1999	Yang		D457,101 S		5/2002	Domenig	
D422,653 S		4/2000	Hedberg et al.		D470,199 S		2/2003	Manville	
D424,135 S		5/2000	Hedberg et al.		D470,886 S		2/2003	Sheng	
6,059,472 A		5/2000	Yeh		D474,515 S	*	5/2003	Reiher et al. ....	D21/631
D430,237 S		8/2000	Kwok		D500,819 S		1/2005	Aoki	
D438,271 S		2/2001	Wall		2004/0055920 A1		3/2004	Perez	
6,247,730 B1		6/2001	Henderson et al.						

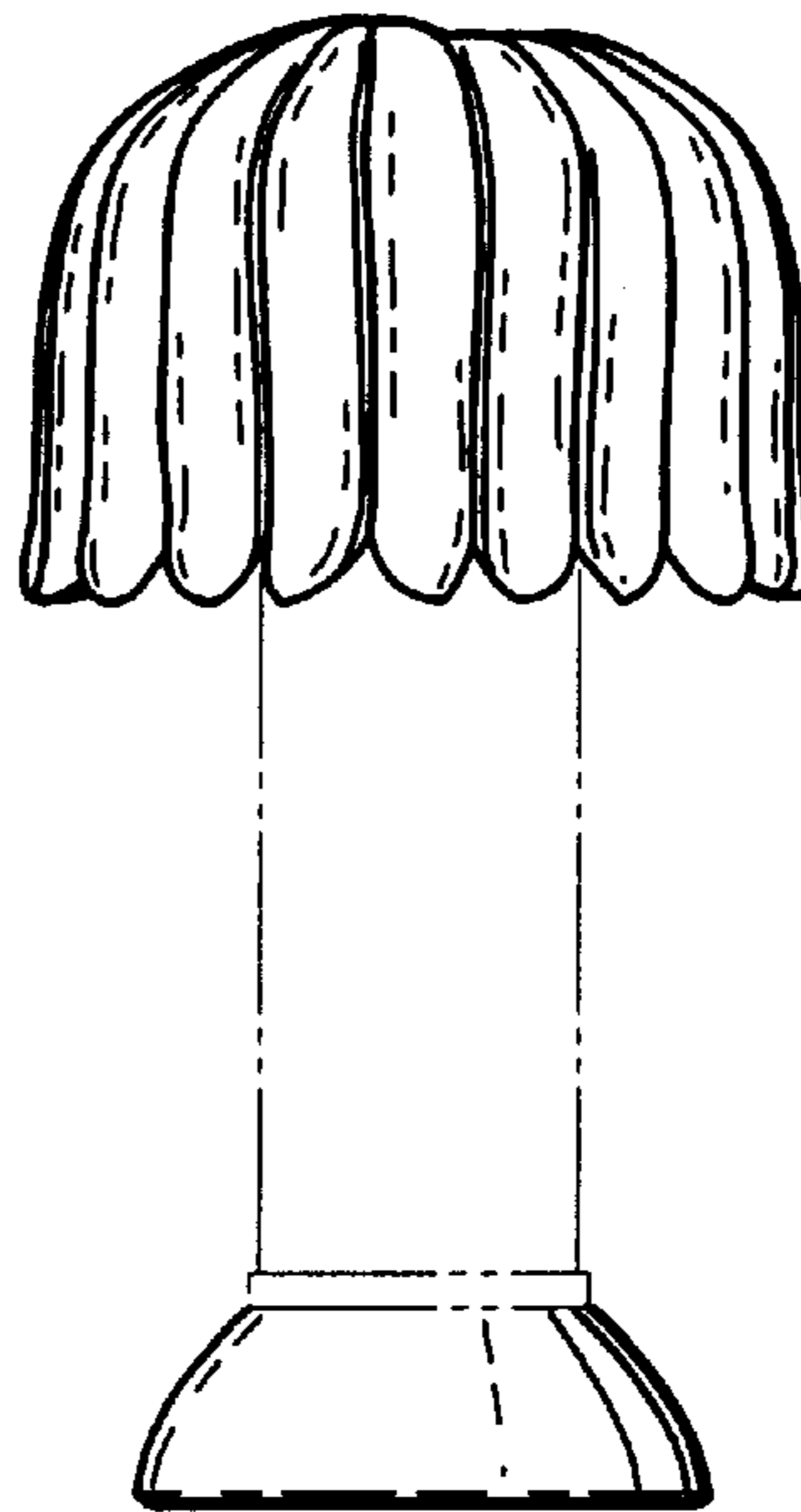
\* cited by examiner



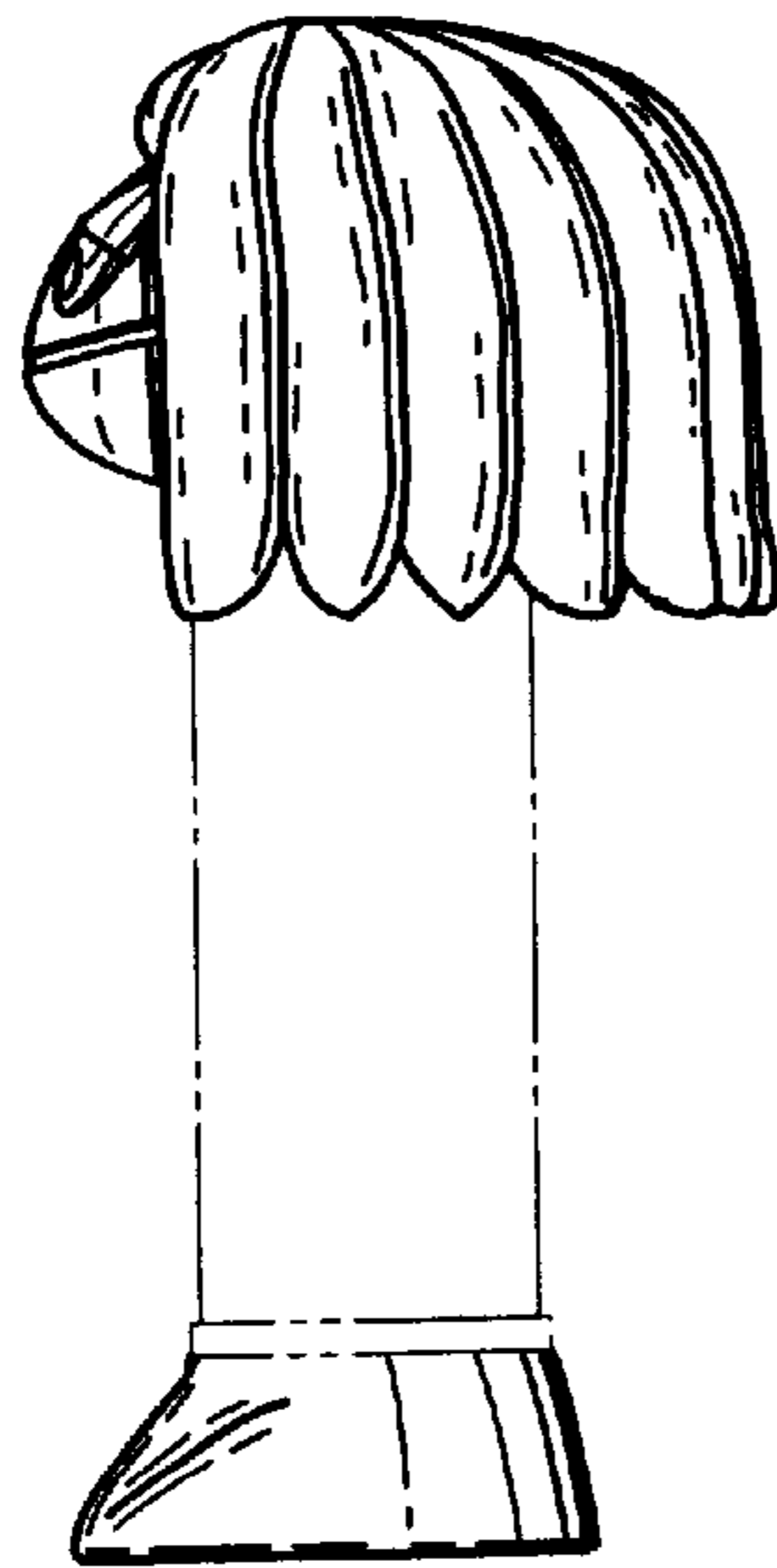
*Fig. 1*



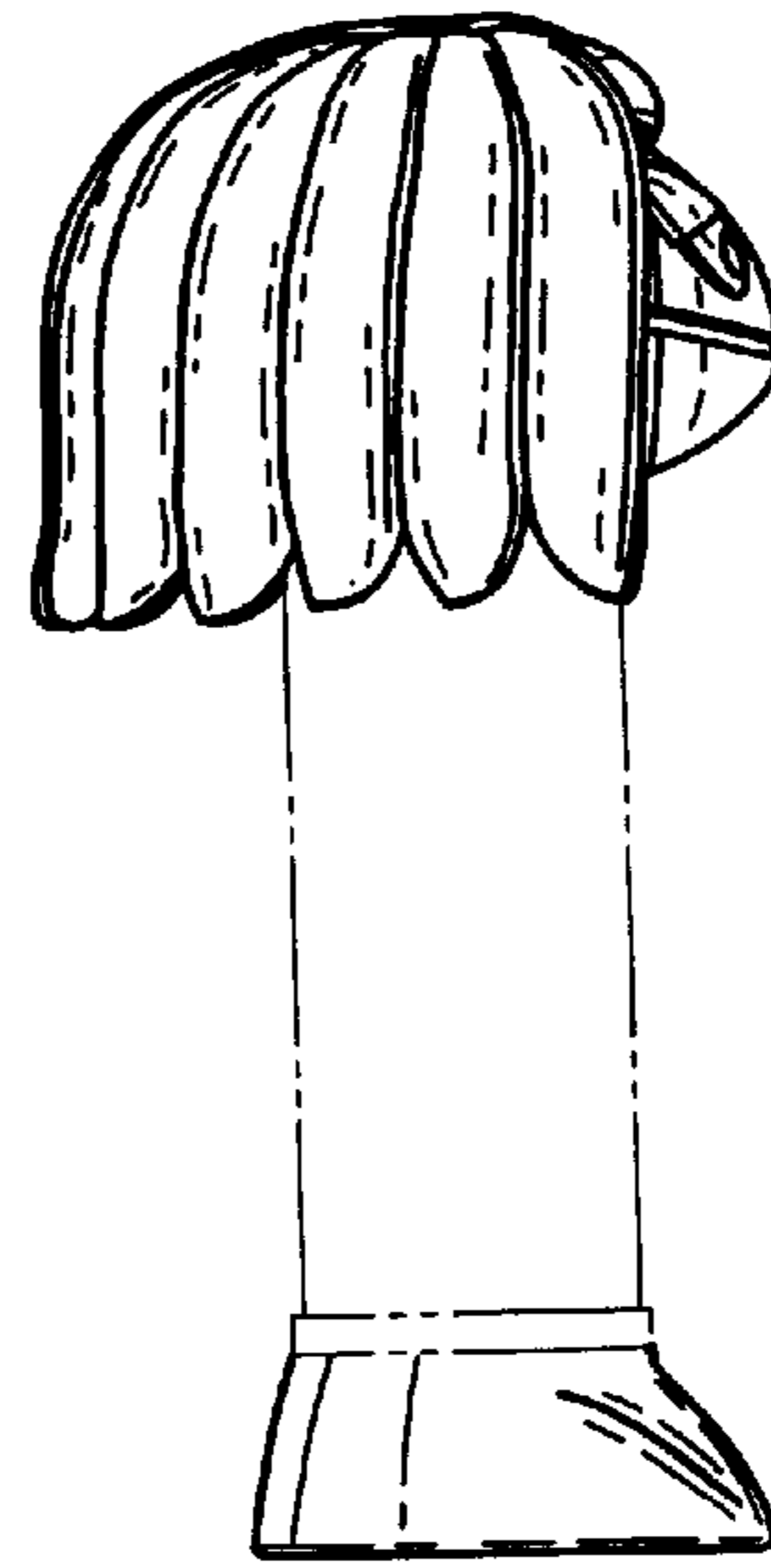
*Fig. 2*



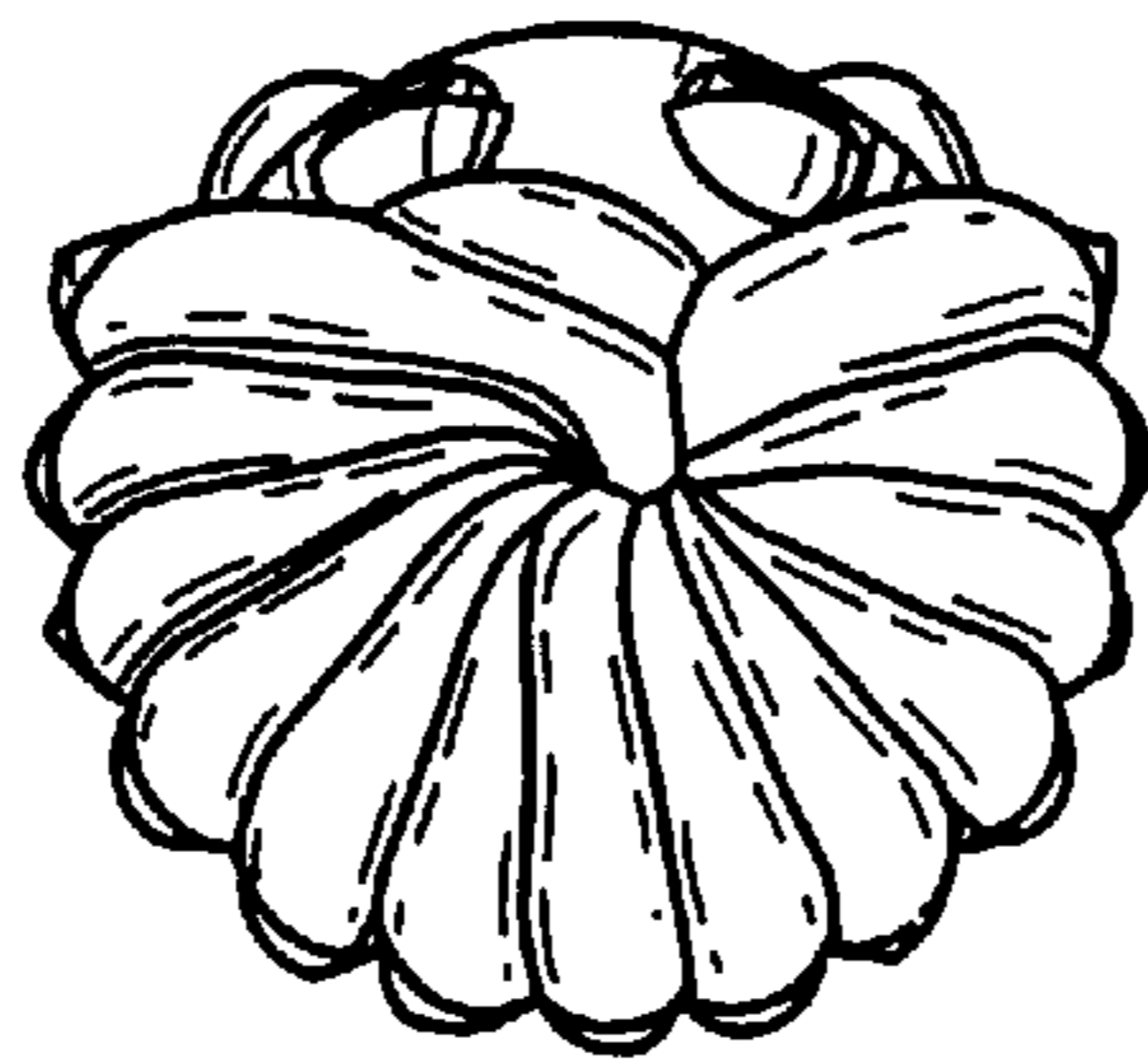
*Fig. 3*



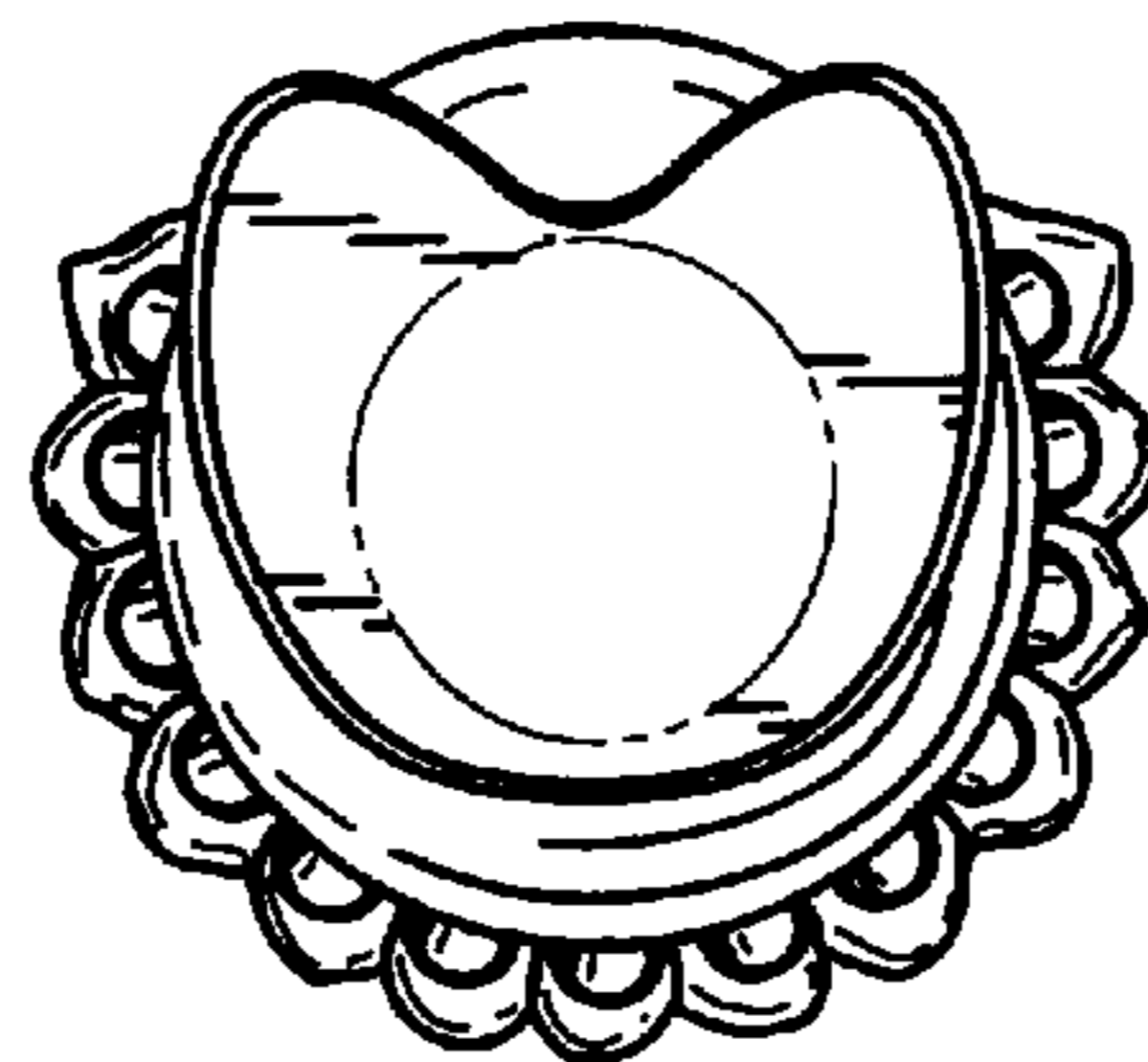
*Fig. 4*



*Fig. 5*



*Fig. 6*



*Fig. 7*