



US00D534444S

(12) **United States Design Patent**
Wallace

(10) **Patent No.:** **US D534,444 S**

(45) **Date of Patent:** **** *Jan. 2, 2007**

(54) **HAND-HELD DIAGNOSTIC INSTRUMENT**

(75) Inventor: **Matthew S. Wallace**, Fort Wayne, IN (US)

(73) Assignee: **Polymer Technology Systems, Inc.**, Indianapolis, IN (US)

(*) Notice: This patent is subject to a terminal disclaimer.

(**) Term: **14 Years**

(21) Appl. No.: **29/155,741**

(22) Filed: **Feb. 15, 2002**

(51) **LOC (8) Cl.** **10-04**

(52) **U.S. Cl.** **D10/78; D10/81**

(58) **Field of Classification Search** D10/78, D10/81; D24/165, 169, 186; 128/920; 204/403.02, 204/403.03; 205/775, 777.5, 778, 789, 792; 422/56, 58, 61, 55, 82.05, 68.1, 102; 600/300, 600/316, 344-348, 583, 368, 309, 319, 322, 600/365

See application file for complete search history.

(56) **References Cited**

U.S. PATENT DOCUMENTS

- D437,057 S 1/2001 Maus et al.
- D495,418 S * 8/2004 Rounds et al. D24/169
- D500,257 S * 12/2004 Hutchison et al. D10/81

- 6,849,237 B1 * 2/2005 Housefield et al. 422/82.01
- 2003/0021729 A1 * 1/2003 Moller et al. 422/68.1
- 2003/0138356 A1 * 7/2003 Gilmour et al. 422/82.05
- 2004/0118704 A1 * 6/2004 Wang et al. 205/792
- 2005/0115831 A1 * 6/2005 Huang 204/403.02
- 2005/0277850 A1 * 12/2005 Mace et al. 600/584

OTHER PUBLICATIONS

Web Site, www.diabetes-testing.com, Picture of BioScanner 2000.

* cited by examiner

Primary Examiner—Antoine D. Davis

(74) *Attorney, Agent, or Firm*—Patton Boggs LLP

(57) **CLAIM**

The ornamental design for a hand-held diagnostic instrument, as shown and described.

DESCRIPTION

FIG. 1 is a perspective view illustrating the ornamental features of the hand-held diagnostic instrument in accordance with the present invention;

FIG. 2 is a top view of the instrument shown in FIG. 1.

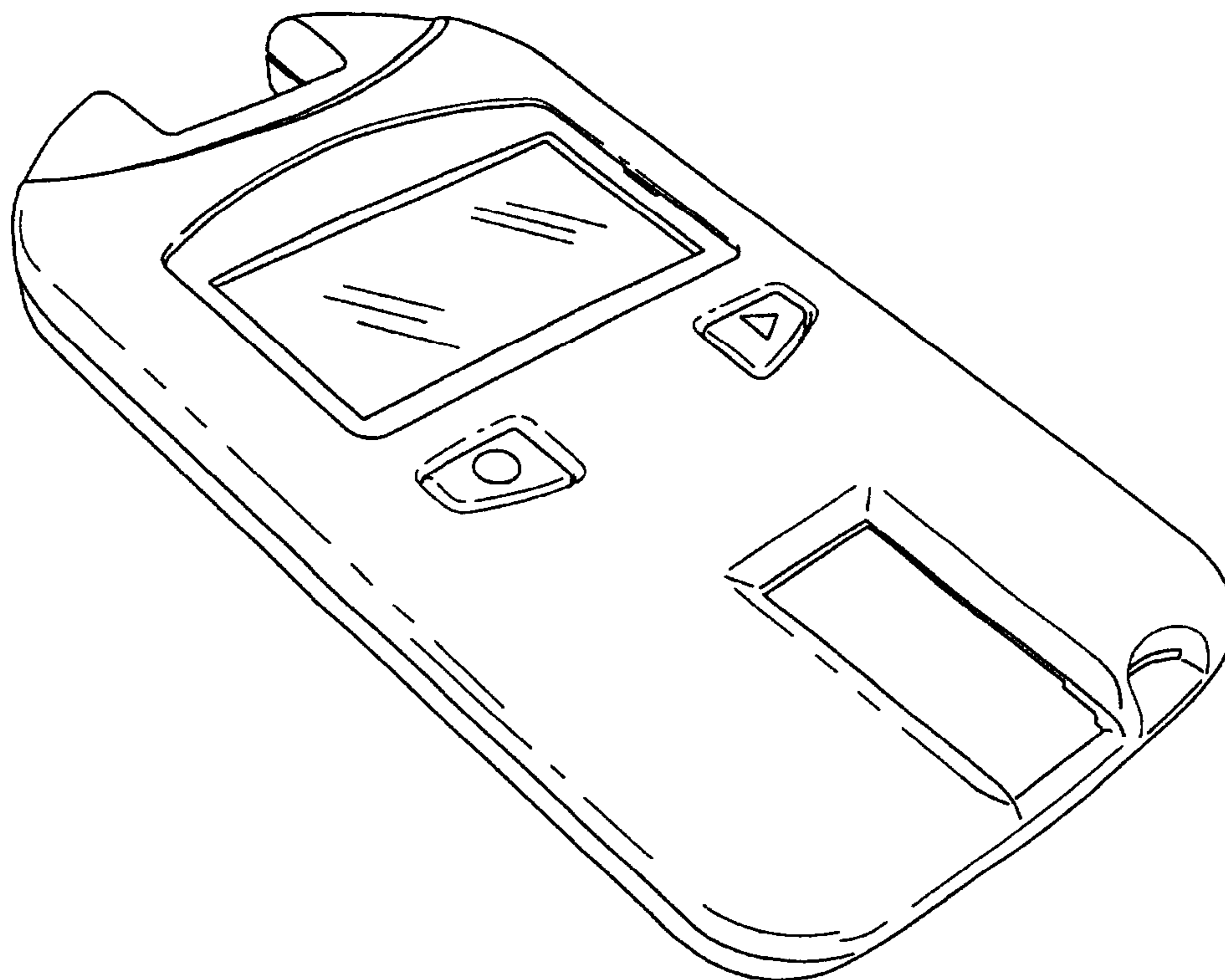
FIG. 3 is a bottom view of the instrument shown in FIG. 1.

FIG. 4 is a side view of the instrument shown in FIG. 1.

FIG. 5 is a front view of the instrument shown in FIG. 1; and,

FIG. 6 is a rear view of the instrument shown in FIG. 1.

1 Claim, 5 Drawing Sheets



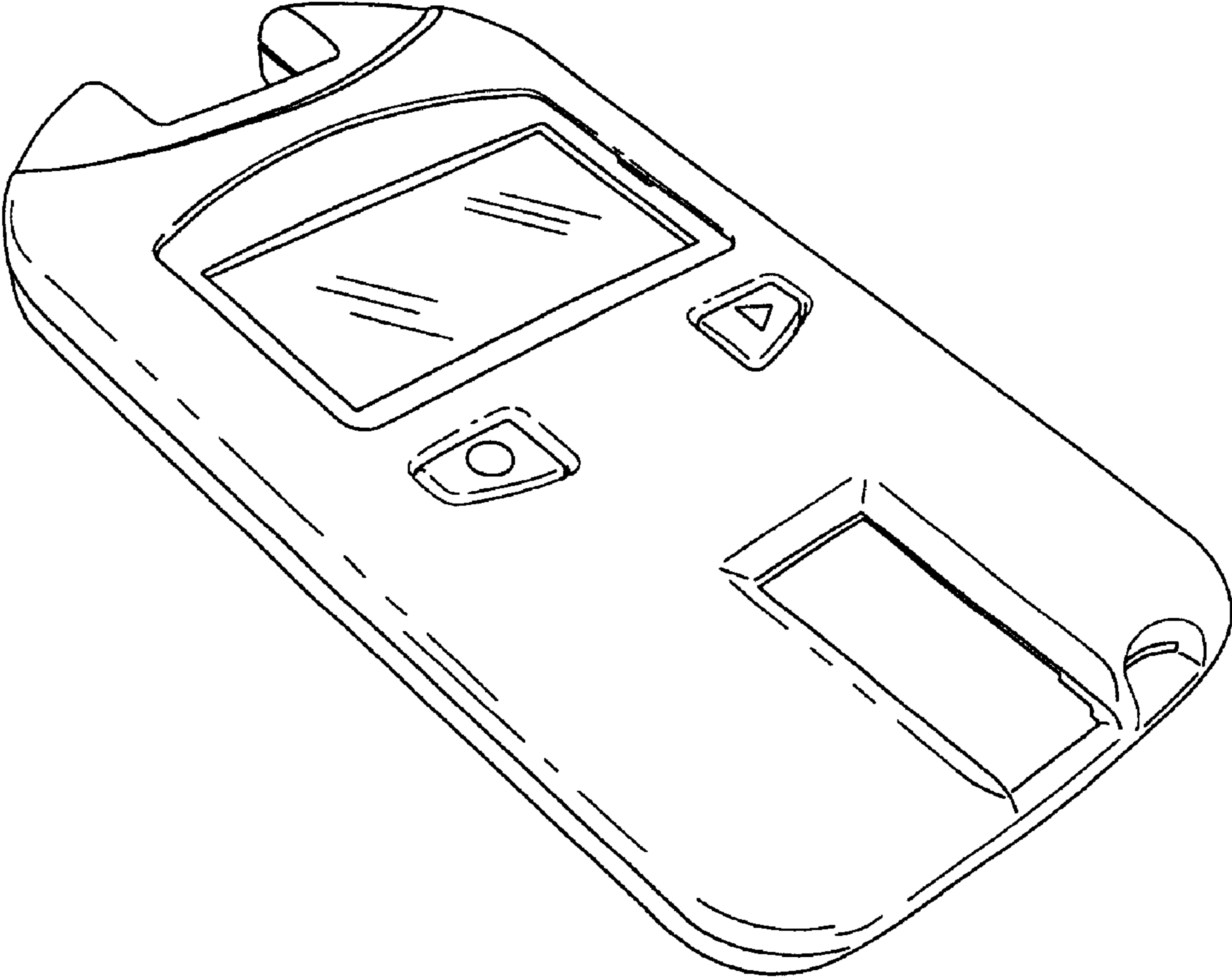


FIG. 1

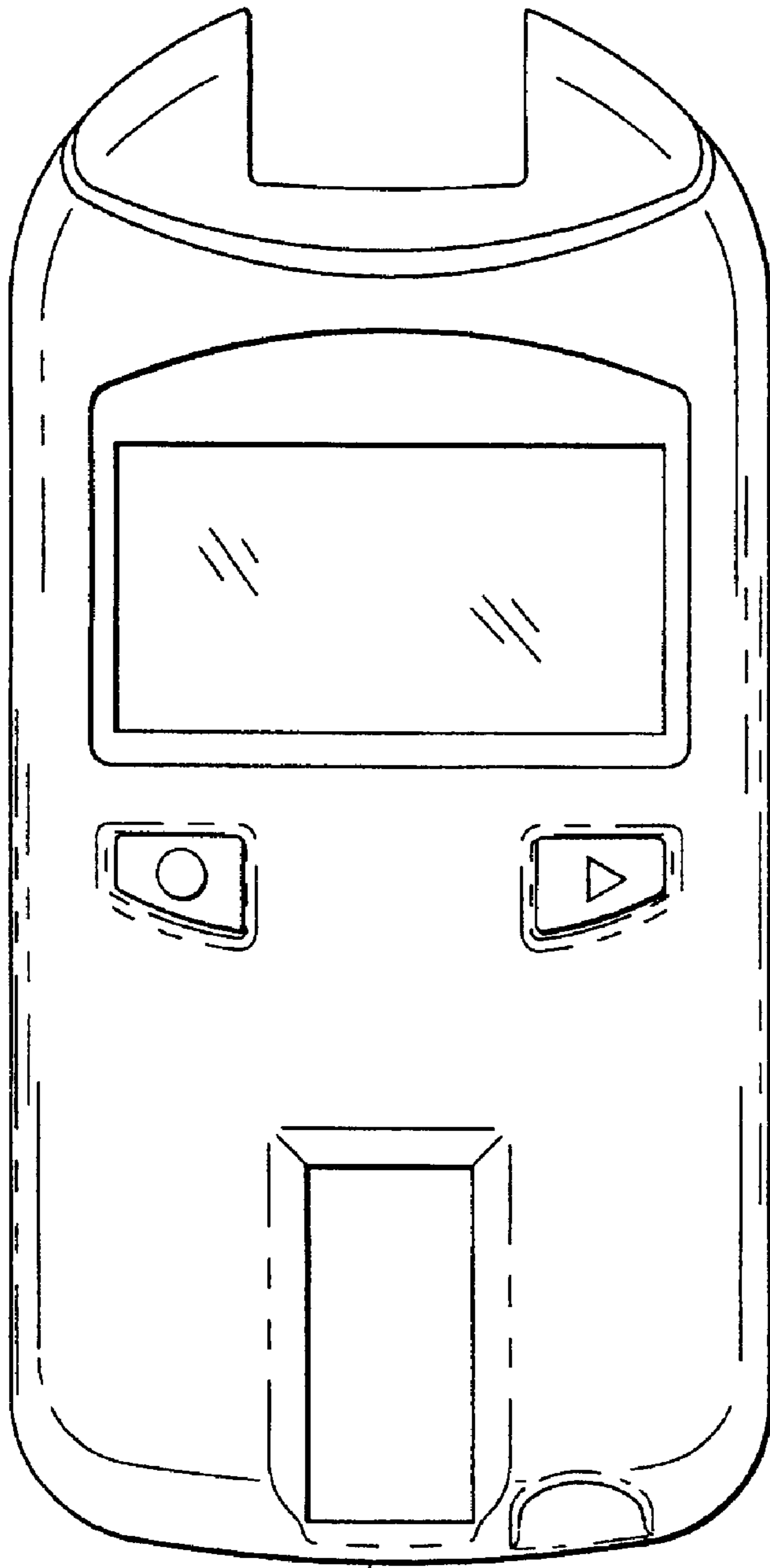


FIG. 2




FIG. 3

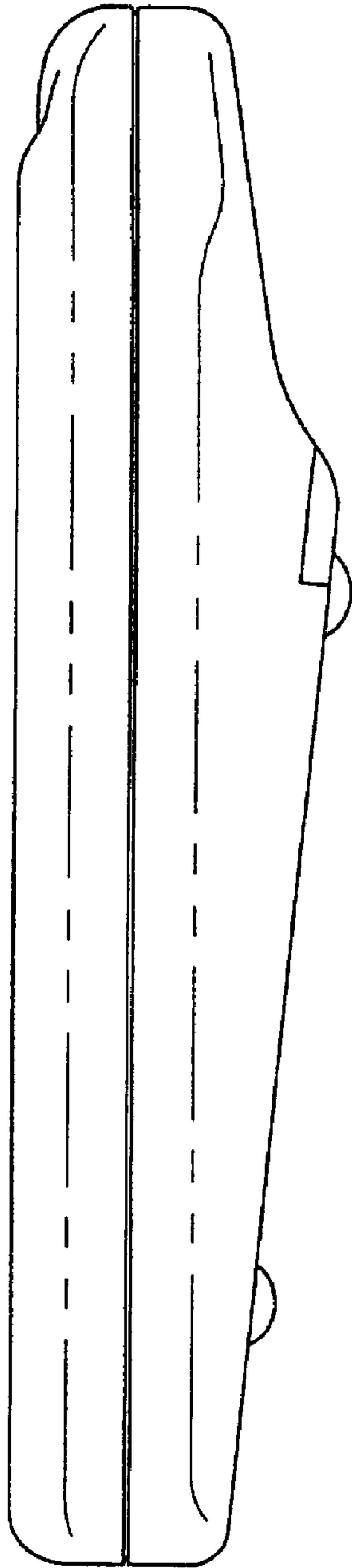


FIG. 4




FIG. 5

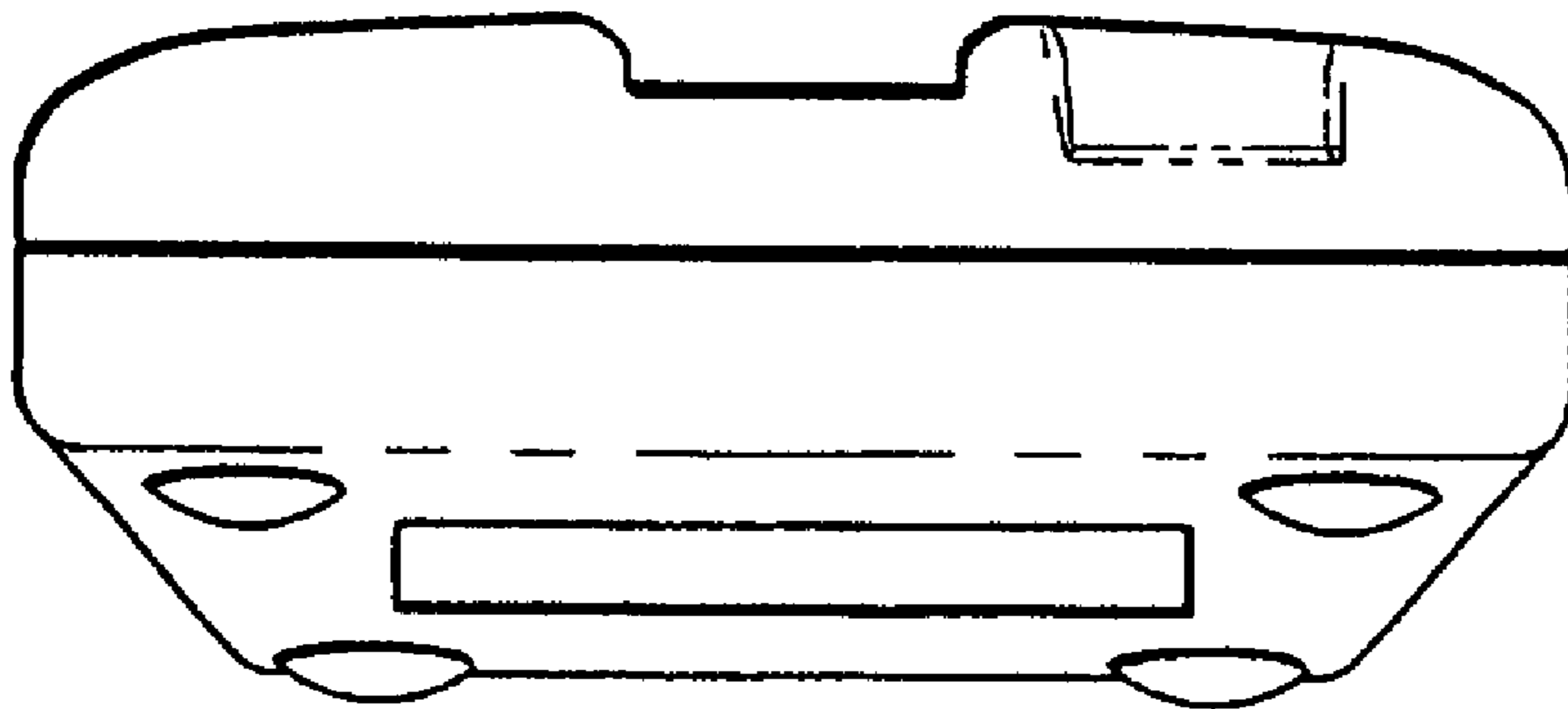


FIG. 6