



US00D534434S

(12) **United States Design Patent** (10) **Patent No.:** **US D534,434 S**
Born et al. (45) **Date of Patent:** **** Jan. 2, 2007**

(54) **PRODUCT DISPENSING PACKAGE**

(75) Inventors: **Jason Alan Born**, Cincinnati, OH (US);
Trent John Kahute, Lynn, MA (US);
Douglas Arthur Marsden, Marblehead,
MA (US); **Roland Stark**, Bracknell
(GB)

(73) Assignee: **The Procter & Gamble Company**,
Cincinnati, OH (US)

(**) Term: **14 Years**

(21) Appl. No.: **29/256,364**

(22) Filed: **Mar. 20, 2006**

(30) **Foreign Application Priority Data**

Sep. 21, 2005 (EM) 000403928

(51) **LOC (8) Cl.** **09-01**

(52) **U.S. Cl.** **D9/724**

(58) **Field of Classification Search** D9/723-729,
D9/450, 529, 530, 558; D28/4, 7, 9, 10, 44,
D28/44.1, 44.2, 45, 99; D24/114; D6/542;
D3/205; 206/229; 221/135, 208, 211, 282;
222/92, 101, 105, 173, 513, 630

See application file for complete search history.

(56) **References Cited**

U.S. PATENT DOCUMENTS

D37,819 S * 2/1906 Bradley D9/558
3,381,860 A * 5/1968 Armour 222/211
D251,203 S * 2/1979 Williamson D24/114

D275,454 S * 9/1984 Mitchell D9/724
D335,256 S * 5/1993 Slavin et al. D9/724
D335,628 S * 5/1993 Tighe et al. D9/724
D355,844 S * 2/1995 Bishop et al. D9/724
D438,789 S * 3/2001 Choe et al. D9/724
D451,396 S * 12/2001 Johnson et al. D9/530
D469,218 S * 1/2003 Dumas D28/44.1
D477,998 S * 8/2003 Cummings D9/729
D491,469 S * 6/2004 Horie et al. D9/529
D494,059 S * 8/2004 Cummings D9/729

* cited by examiner

Primary Examiner—Mitchell Siegel

Assistant Examiner—Shanda C. Hill

(74) *Attorney, Agent, or Firm*—Kristin Kohler

(57) **CLAIM**

The ornamental design for a product dispensing package, as shown and described.

DESCRIPTION

FIG. 1 is a left side perspective view of a product dispensing package showing our new design;

FIG. 2 is a front elevational view thereof;

FIG. 3 is a rear elevational view thereof;

FIG. 4 is a left side elevational view thereof;

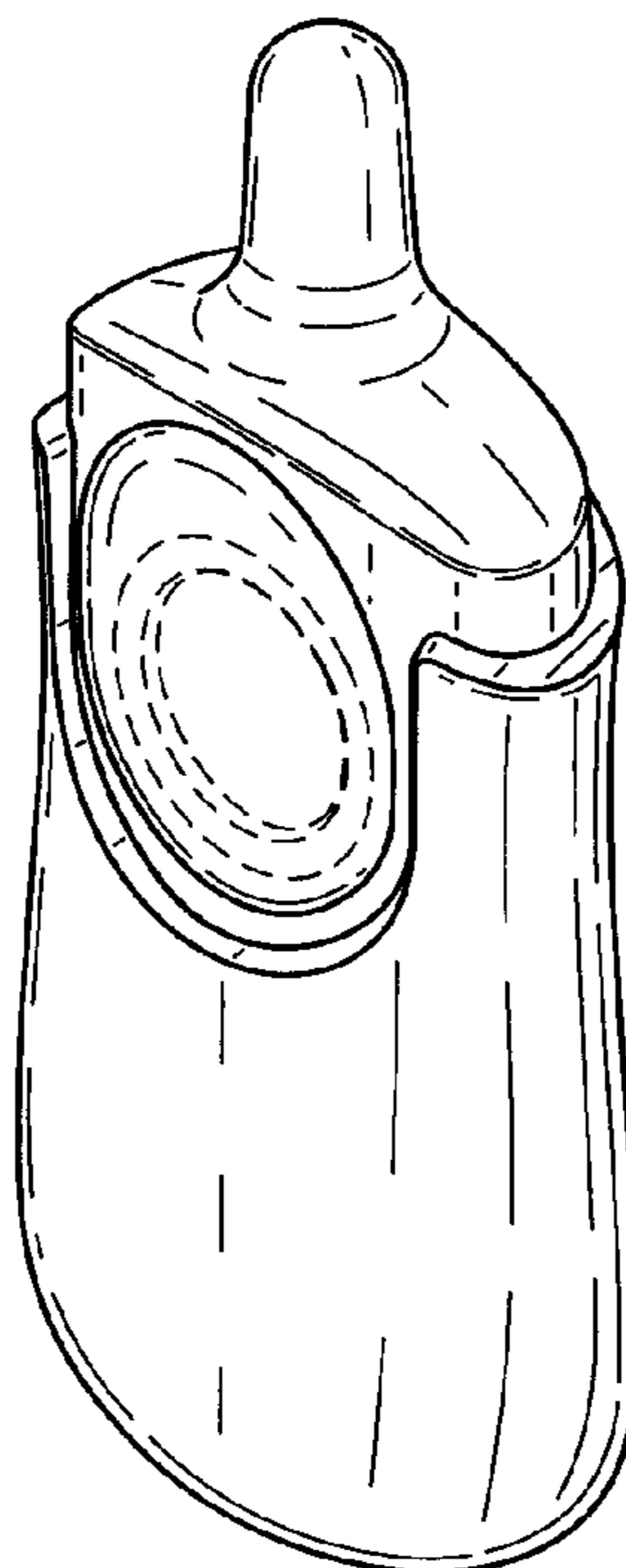
FIG. 5 is a right side elevational view thereof;

FIG. 6 is a top plan view thereof; and,

FIG. 7 is a bottom plan view thereof.

The broken lines shown in the drawing disclosure are for illustrative purposes only and form no part of the claimed design.

1 Claim, 2 Drawing Sheets



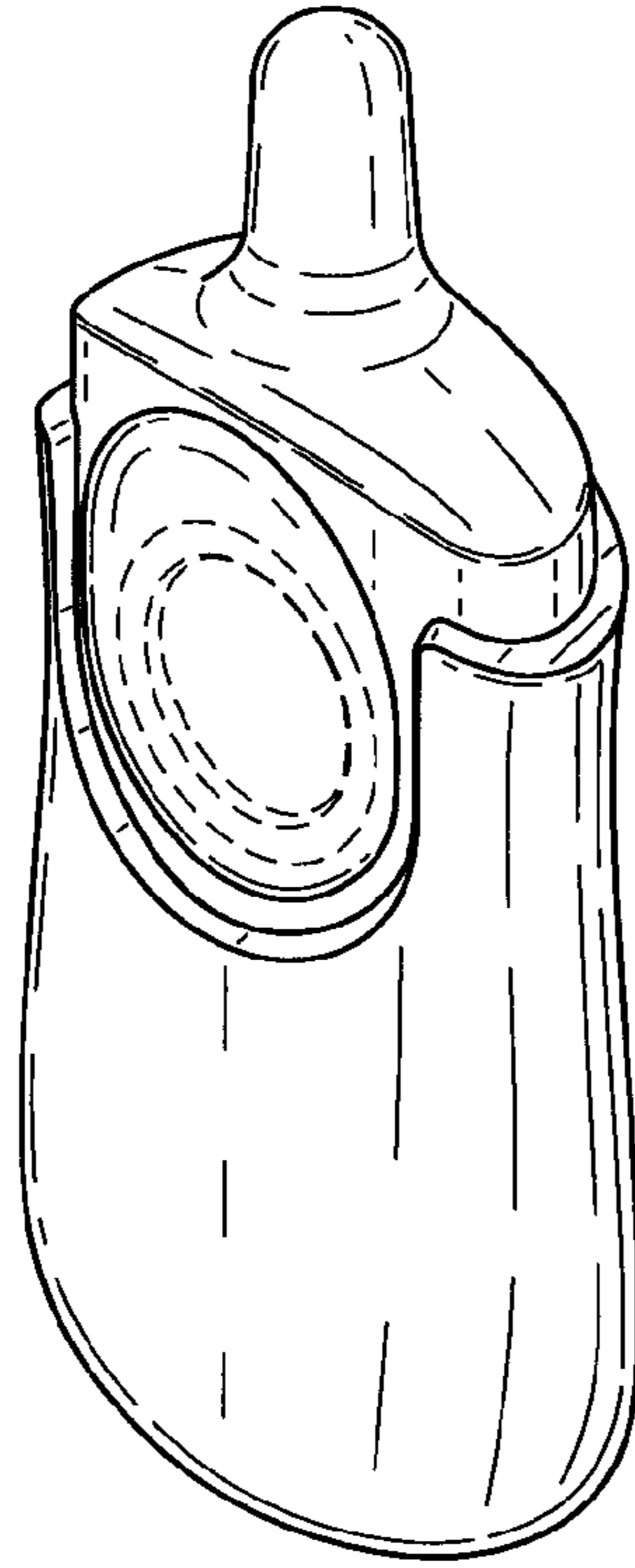


Fig.1.

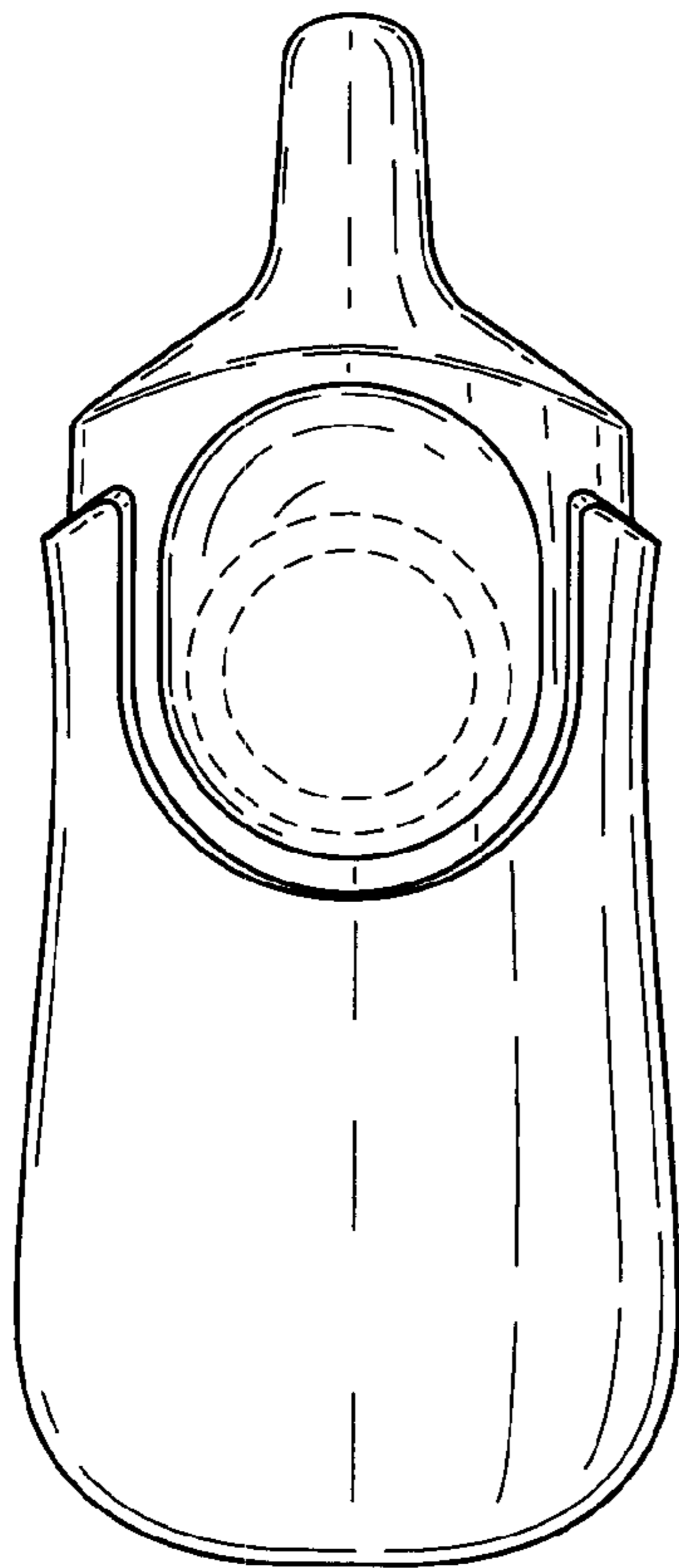


Fig.2.

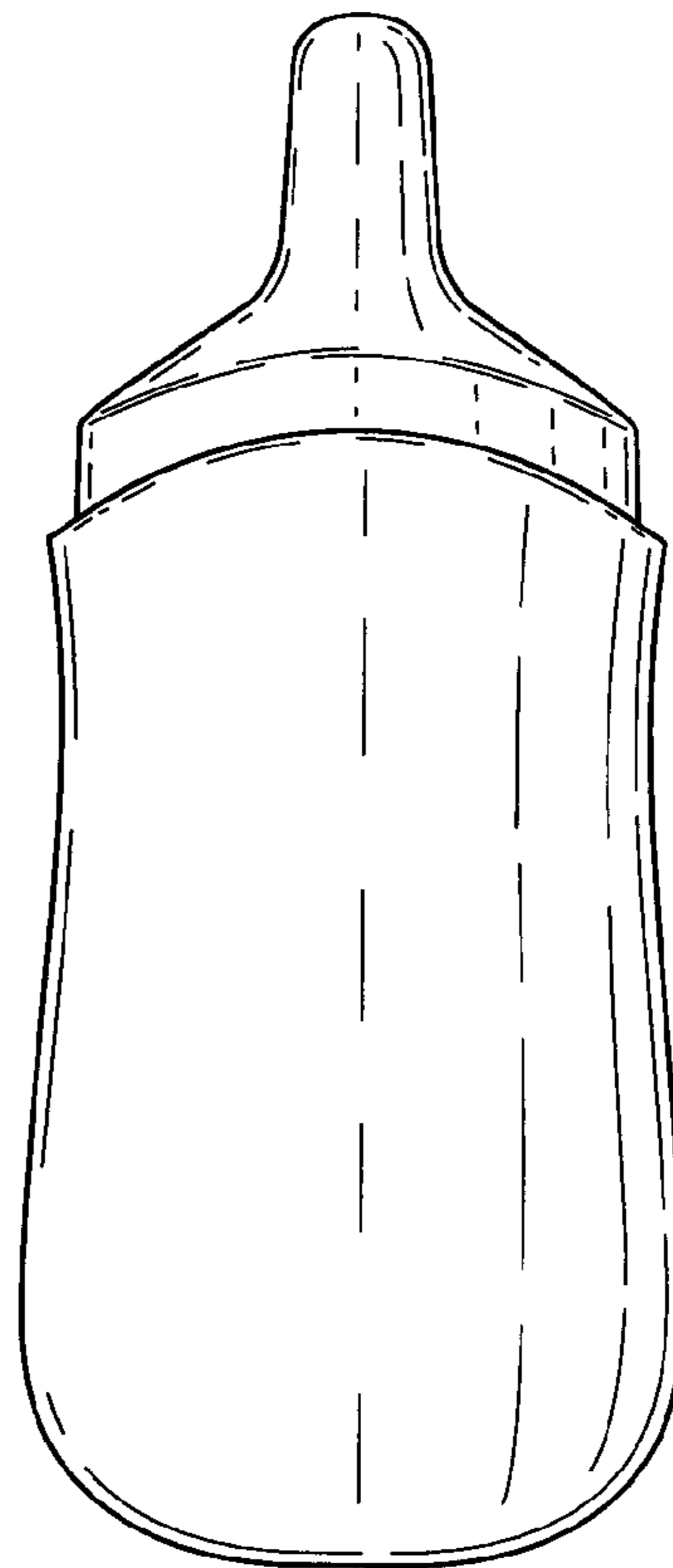


Fig.3.

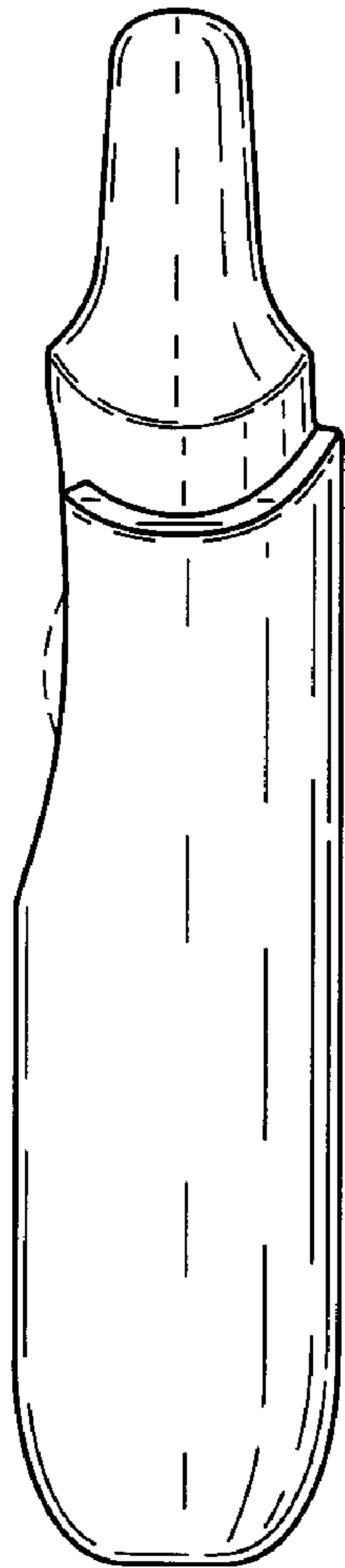


Fig.4.




Fig.5.

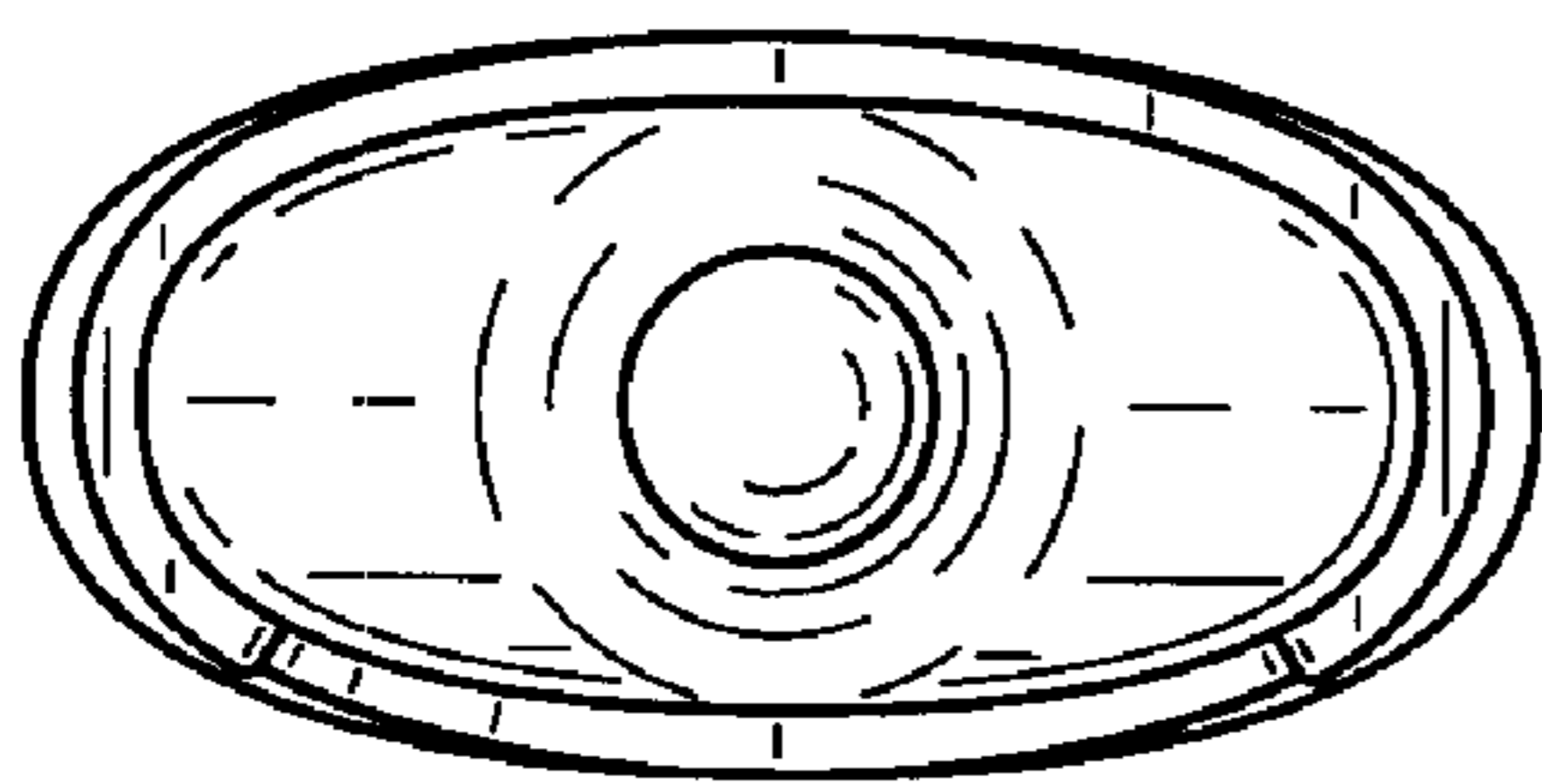


Fig.6.

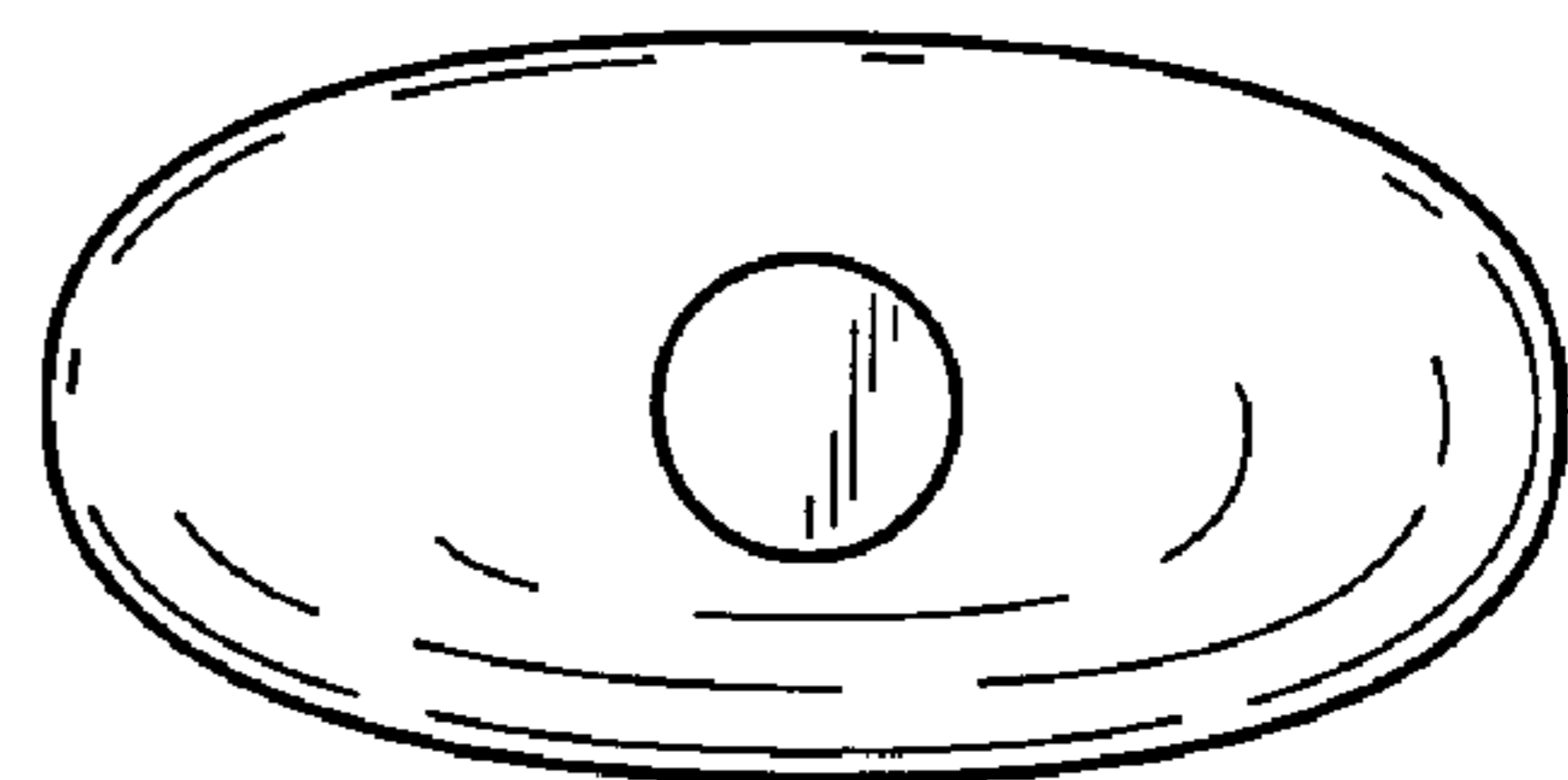


Fig.7.