



US00D534433S

(12) **United States Design Patent**  
**Chadfield**

(10) **Patent No.:** **US D534,433 S**

(45) **Date of Patent:** **\*\* Jan. 2, 2007**

(54) **PROPEL/REPEL DISPENSING CONTAINER**

(75) Inventor: **Robert W. Chadfield**, Chaska, MN  
(US)

(73) Assignee: **Federal Package Network, Inc.**,  
Chaska, MN (US)

(\*\*) Term: **14 Years**

(21) Appl. No.: **29/236,153**

(22) Filed: **Aug. 12, 2005**

(51) **LOC (8) Cl.** ..... **09-01**

(52) **U.S. Cl.** ..... **D9/723; D8/727**

(58) **Field of Classification Search** ..... D9/424,  
D9/500, 502-504, 529, 549, 556, 558, 559,  
D9/569, 723, 726-729; D28/4, 7, 9, 73, 76,  
D28/85, 88, 89, 90; D19/66; 401/126; 206/407,  
206/823, 265, 385, 235; 220/916

See application file for complete search history.

(56) **References Cited**

**U.S. PATENT DOCUMENTS**

D92,581 S	*	6/1934	Chesler	.....	D28/89
D96,089 S	*	7/1935	Botham	.....	D9/556
2,030,040 A	*	2/1936	Hynes et al.	.....	206/407
D218,222 S	*	8/1970	Leibson	.....	D9/529
D275,040 S	*	8/1984	Holloway	.....	D28/76
D280,032 S	*	8/1985	Holloway	.....	D28/89

D281,054 S	*	10/1985	Menrad	.....	D9/529
D300,957 S	*	5/1989	Moore	.....	D28/7
D353,044 S	*	12/1994	Riley	.....	D9/559
D429,847 S	*	8/2000	Lang	.....	D28/7
D441,145 S	*	4/2001	Chang	.....	D28/88
D441,916 S	*	5/2001	Faillant-Dumas	.....	D28/88
D466,814 S	*	12/2002	Hurlburt	.....	D9/504

\* cited by examiner

*Primary Examiner*—Mitchell Siegel

*Assistant Examiner*—Shanda C. Hill

(74) *Attorney, Agent, or Firm*—Breiner & Breiner, L.L.C.

(57) **CLAIM**

The ornamental design for a propel/repel dispensing container, as shown and described.

**DESCRIPTION**

FIG. 1 is a front view of the first embodiment of a propel/repel dispensing container showing my new design, wherein the back and side views are the same;

FIG. 2 is a top view thereof;

FIG. 3 is a bottom view thereof;

FIG. 4 is a perspective view thereof;

FIG. 5 is a front view of the second embodiment of a propel/repel dispensing container, wherein the back and side views are the same; and,

FIG. 6 is a top view thereof, wherein the bottom view is the same as FIG. 3.

**1 Claim, 1 Drawing Sheet**



FIG. 2

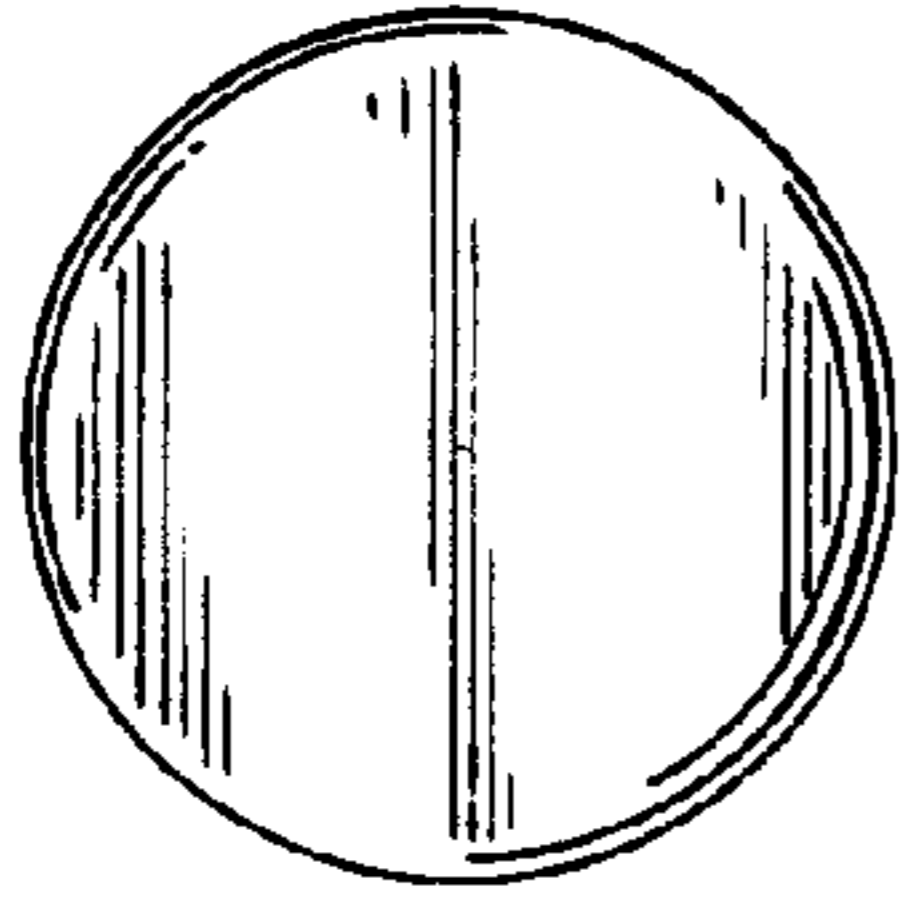


FIG. 6

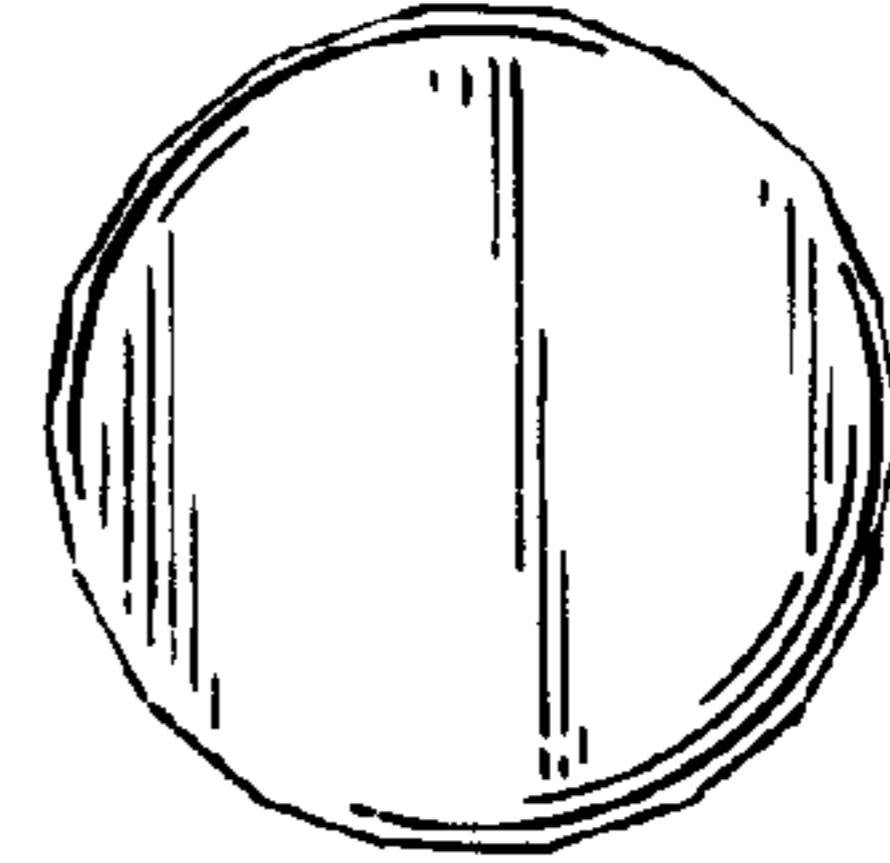


FIG. 4



FIG. 1




FIG. 5




FIG. 3

