



US00D534430S

(12) **United States Design Patent**
Alameddine et al.

(10) **Patent No.:** **US D534,430 S**

(45) **Date of Patent:** **** Jan. 2, 2007**

(54) **CONTAINER**

(75) Inventors: **Richard Alameddine**, Northville, MI (US); **John LaRoy**, Monroe, MI (US); **Laura Morris**, Saline, MI (US); **Frederick J. Steinbrenner**, Gregory, MI (US); **Richard Anthony Carter**, LaSalle, MI (US)

(73) Assignee: **Tenneco Automotive Operating Company Inc.**, Lake Forest, IL (US)

(**) Term: **14 Years**

(21) Appl. No.: **29/252,714**

(22) Filed: **Jan. 26, 2006**

(51) **LOC (8) Cl.** **09-01**

(52) **U.S. Cl.** **D9/519; D9/526; D9/545**

(58) **Field of Classification Search** D9/500, D9/502-505, 516, 519, 522, 526, 529, 541-546, D9/549, 550-552, 557, 563-565, 570-571, D9/574-575, 682, 686-694, 723-729; D11/152-154; 220/660, 662, 669, 675; 215/12.1-12.2, 13.1, 215/381-384

See application file for complete search history.

(56) **References Cited**

U.S. PATENT DOCUMENTS

D37,787 S * 1/1906 Carruthers D9/526
D59,309 S * 10/1921 Vidulich D9/505
1,659,383 A * 2/1928 Schott et al. 215/382 X
D180,715 S * 7/1957 Henry et al. D9/526 X
D211,978 S * 8/1968 Douglas D9/538 X
D241,433 S * 9/1976 Moustakas D19/78
D250,601 S * 12/1978 Pick et al. D9/526 X
D255,985 S * 7/1980 Seelig et al.
D268,248 S * 3/1983 Bonnefoy D9/522

D284,980 S * 8/1986 Yoshida D19/41
D329,812 S 9/1992 Clarke et al.
D371,969 S * 7/1996 Cabo et al. D9/545 X
D389,411 S * 1/1998 Baron D9/544 X
D391,164 S 2/1998 Baron
D391,486 S * 3/1998 Baron D9/516
D395,240 S 6/1998 Dinand
D406,242 S 3/1999 Schaeffer
D432,918 S 10/2000 Aftoora
D474,975 S 5/2003 DeBiasse
D493,723 S 8/2004 Nelson et al.
D498,676 S 11/2004 Crawford
D515,428 S * 2/2006 Abadinsky D9/522

FOREIGN PATENT DOCUMENTS

EM 000383757-0001 * 8/2005
EM 000383757-0003 * 8/2005

* cited by examiner

Primary Examiner—Carol Rademaker

(74) *Attorney, Agent, or Firm*—Harness, Dickey & Pierce, PLC

(57) **CLAIM**

The ornamental design for a container, as shown and described.

DESCRIPTION

FIG. 1 is a perspective view of the container, embodying the new design;

FIG. 2 is a left side view thereof;

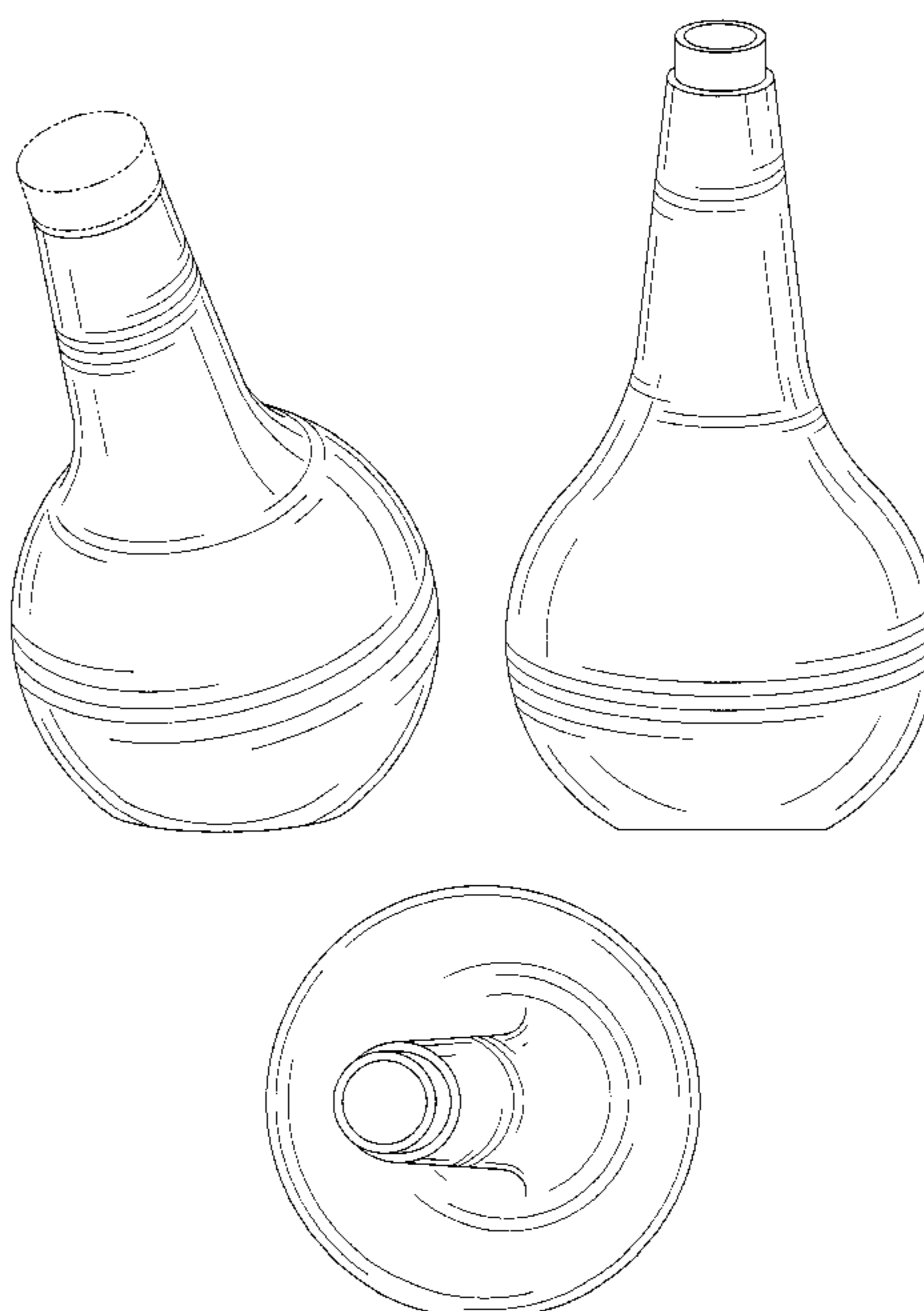
FIG. 3 is a front side view thereof;

FIG. 4 is a rear side view thereof; and,

FIG. 5 is a top view thereof.

The broken lines shown in the drawings are for illustrative purposes only and form no part of the claimed design.

1 Claim, 5 Drawing Sheets



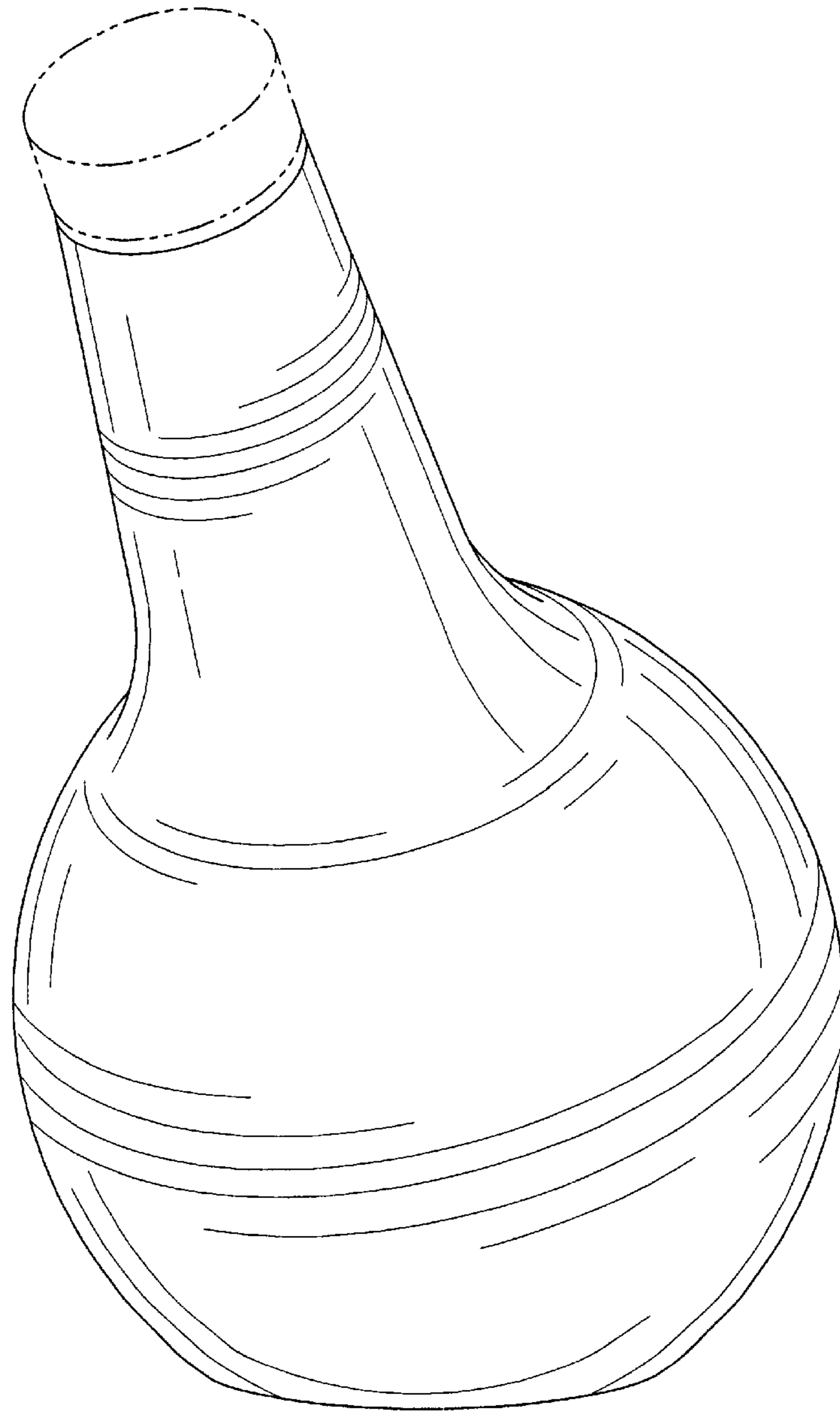


Fig-1

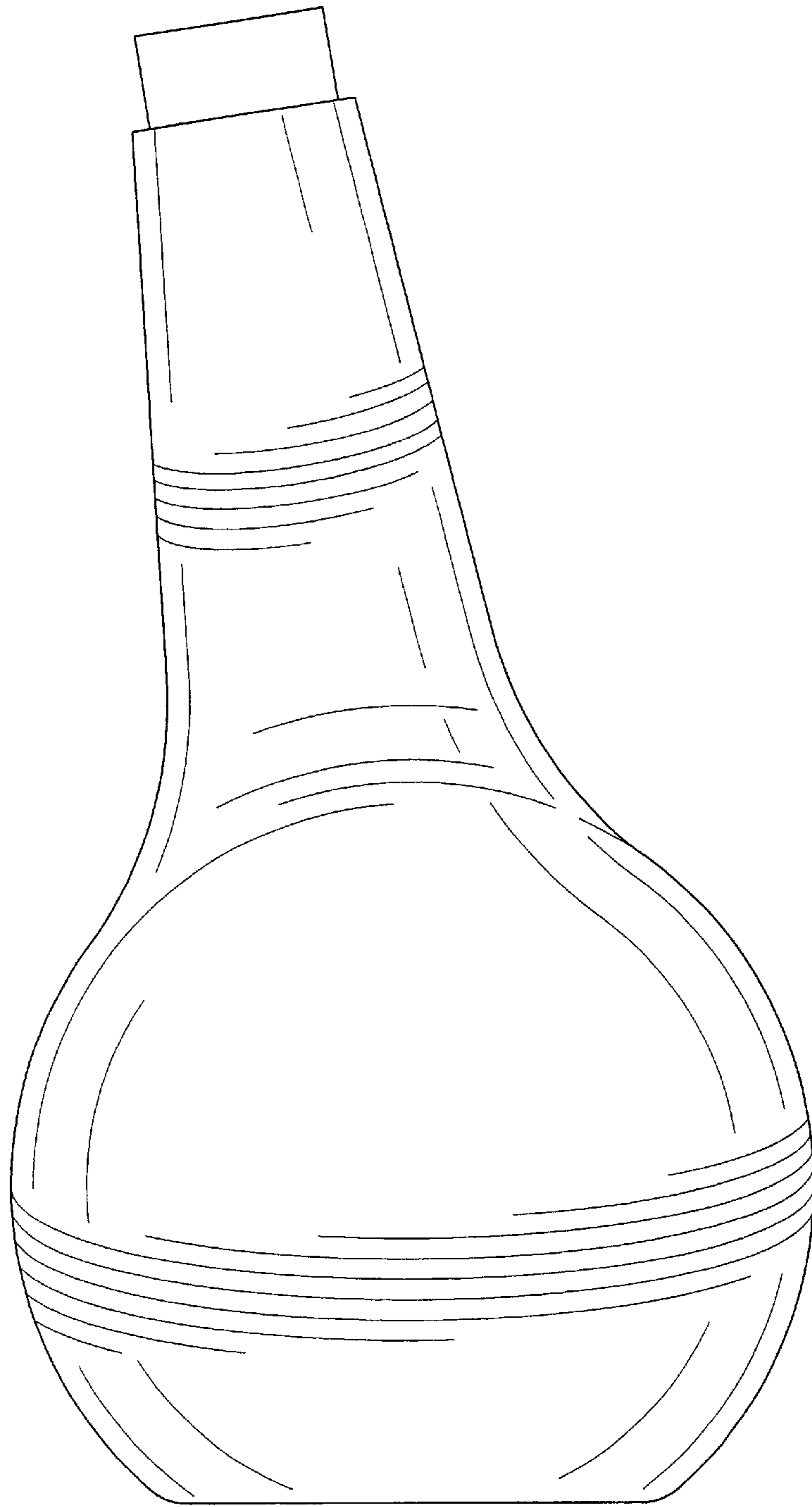


Fig-2

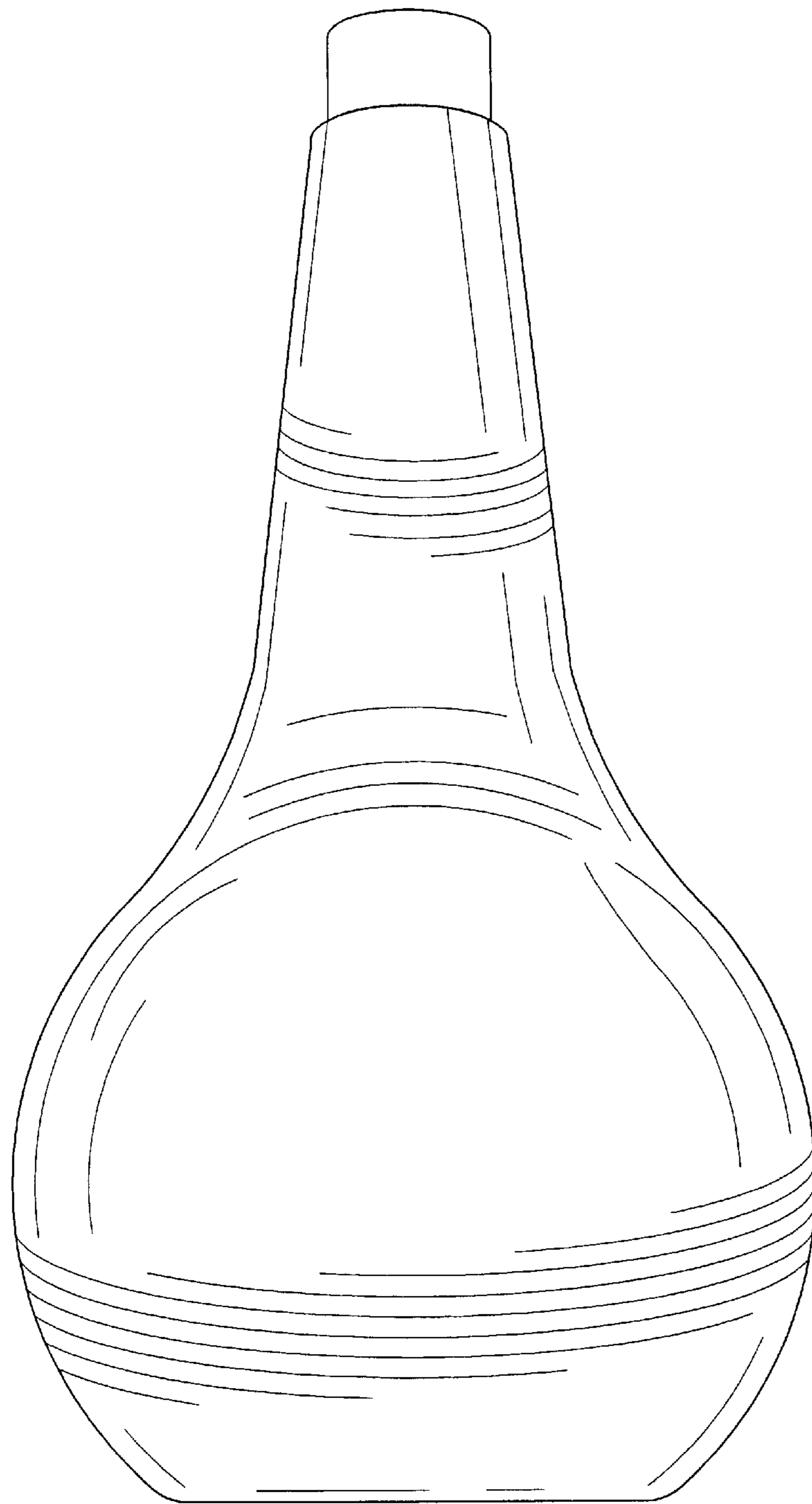


Fig-3

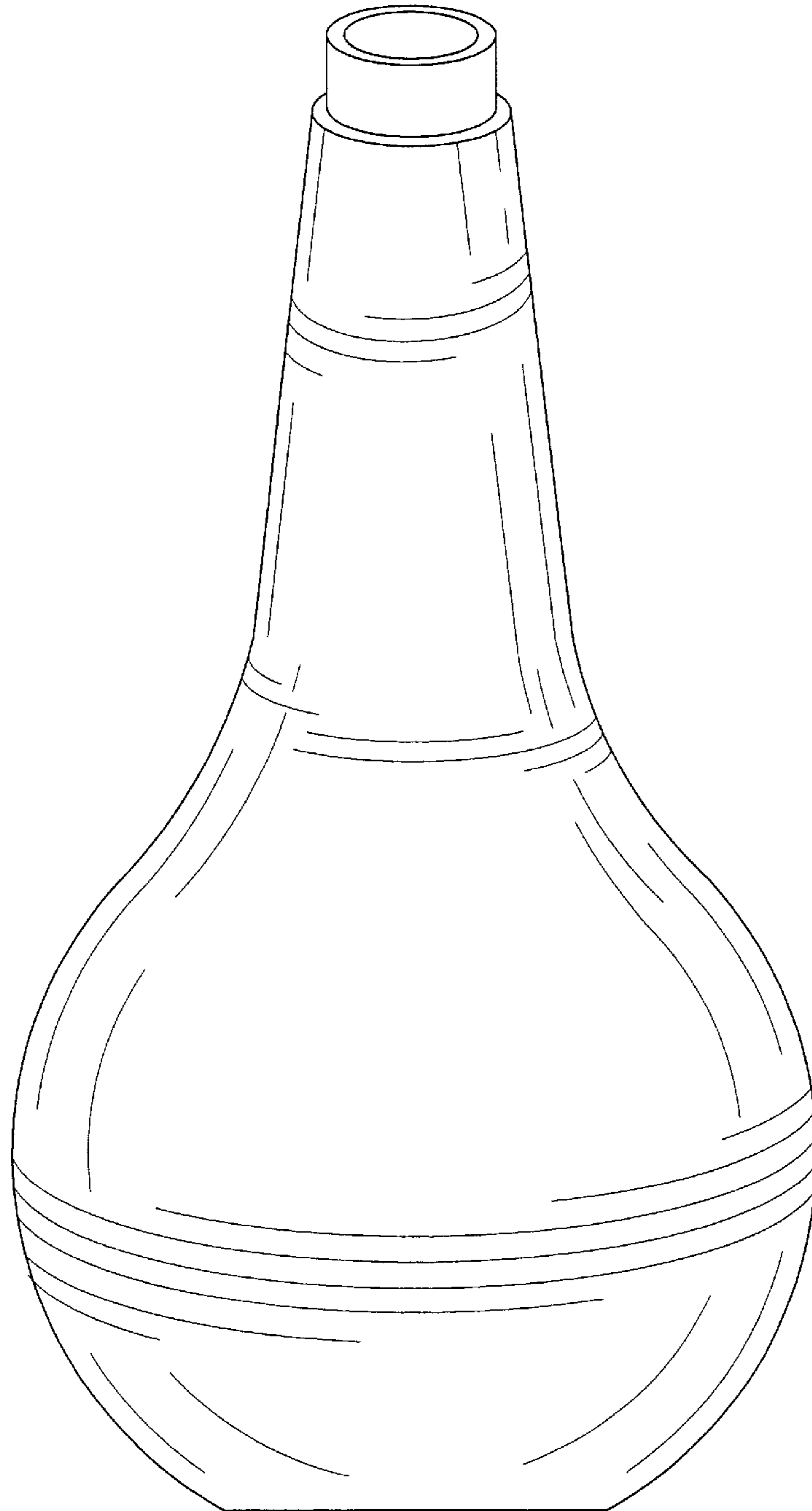


Fig-4

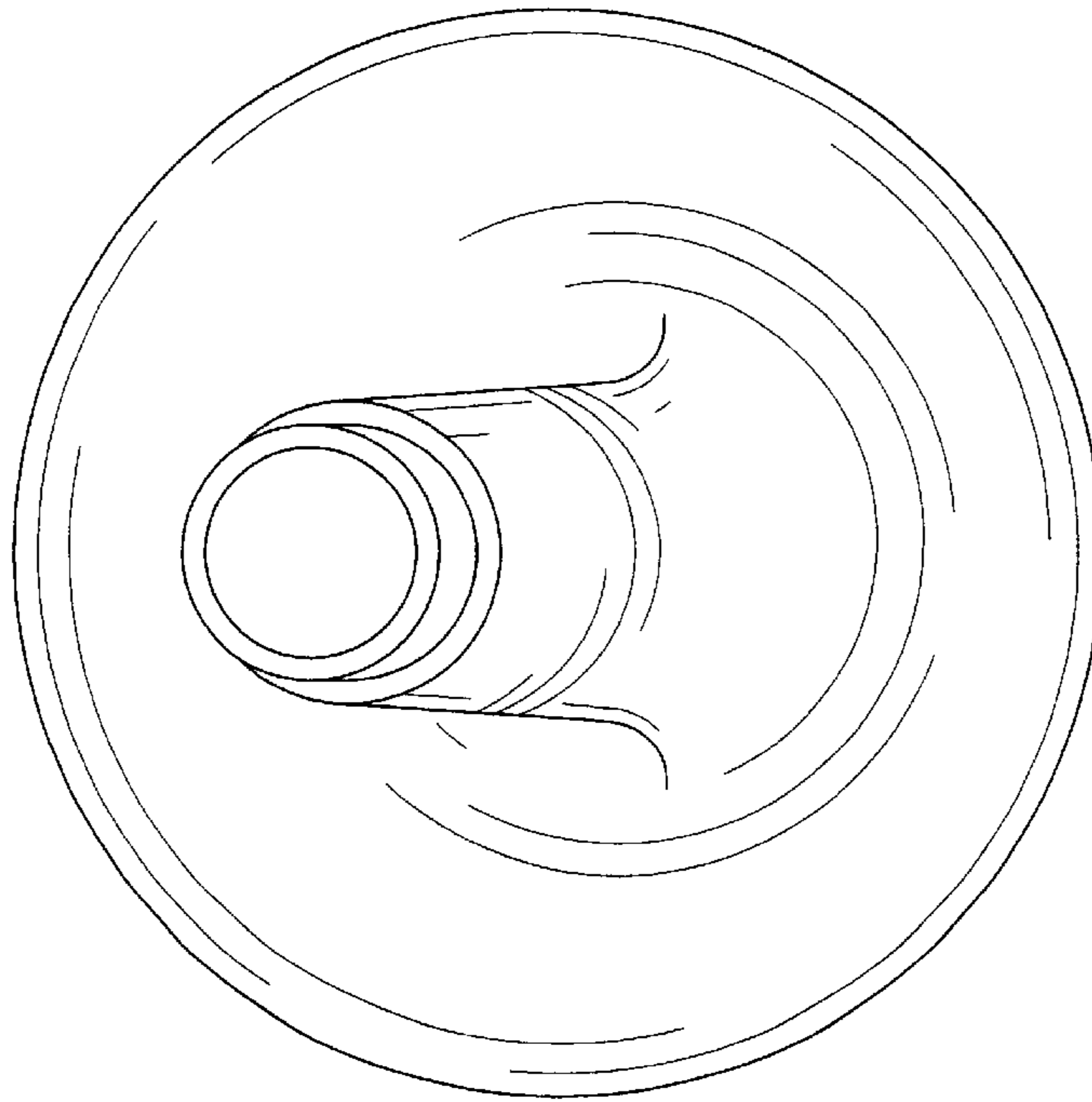


Fig-5