



US00D534429S

(12) **United States Design Patent** (10) **Patent No.:** **US D534,429 S**  
**Yourist et al.** (45) **Date of Patent:** **\*\* Jan. 2, 2007**

(54) **CONTAINER DOME**  
(75) Inventors: **Sheldon Yourist**, York, PA (US); **Angie Noll**, York, PA (US)  
(73) Assignee: **Graham Packaging Company, L.P.**, York, PA (US)  
(\*\*) Term: **14 Years**

D420,588 S 2/2000 Fitelson et al.  
D430,801 S \* 9/2000 Harrity et al. .... D9/552 X  
D443,519 S 6/2001 Warner et al.  
D462,013 S 8/2002 Iizuka et al.  
D507,746 S 7/2005 Sasaki et al.  
D508,401 S 8/2005 Zboch et al.  
D508,410 S \* 8/2005 Zboch et al. .... D9/667  
D509,740 S 9/2005 Collins et al.  
D509,741 S 9/2005 Collins et al.  
D515,434 S \* 2/2006 Zboch et al. .... D9/667

(21) Appl. No.: **29/258,948**  
(22) Filed: **May 1, 2006**

\* cited by examiner

**Related U.S. Application Data**

*Primary Examiner*—Carol Rademaker  
(74) *Attorney, Agent, or Firm*—Venable LLP; James R. Burdett; Keith G. Haddaway

(63) Continuation of application No. 29/234,716, filed on Jul. 22, 2005.  
(51) **LOC (8) Cl.** ..... **09-01**  
(52) **U.S. Cl.** ..... **D9/516; D9/565; D9/569; D9/571**  
(58) **Field of Classification Search** ..... D9/666–667, D9/684, 738–747, 516, 523, 526, 528, 530–531, D9/534, 541–543, 551–553, 559, 560–567, D9/569–575; D23/366–376; 215/10, 381–384  
See application file for complete search history.

(57) **CLAIM**

The ornamental design for a container dome, as shown and described.

**DESCRIPTION**

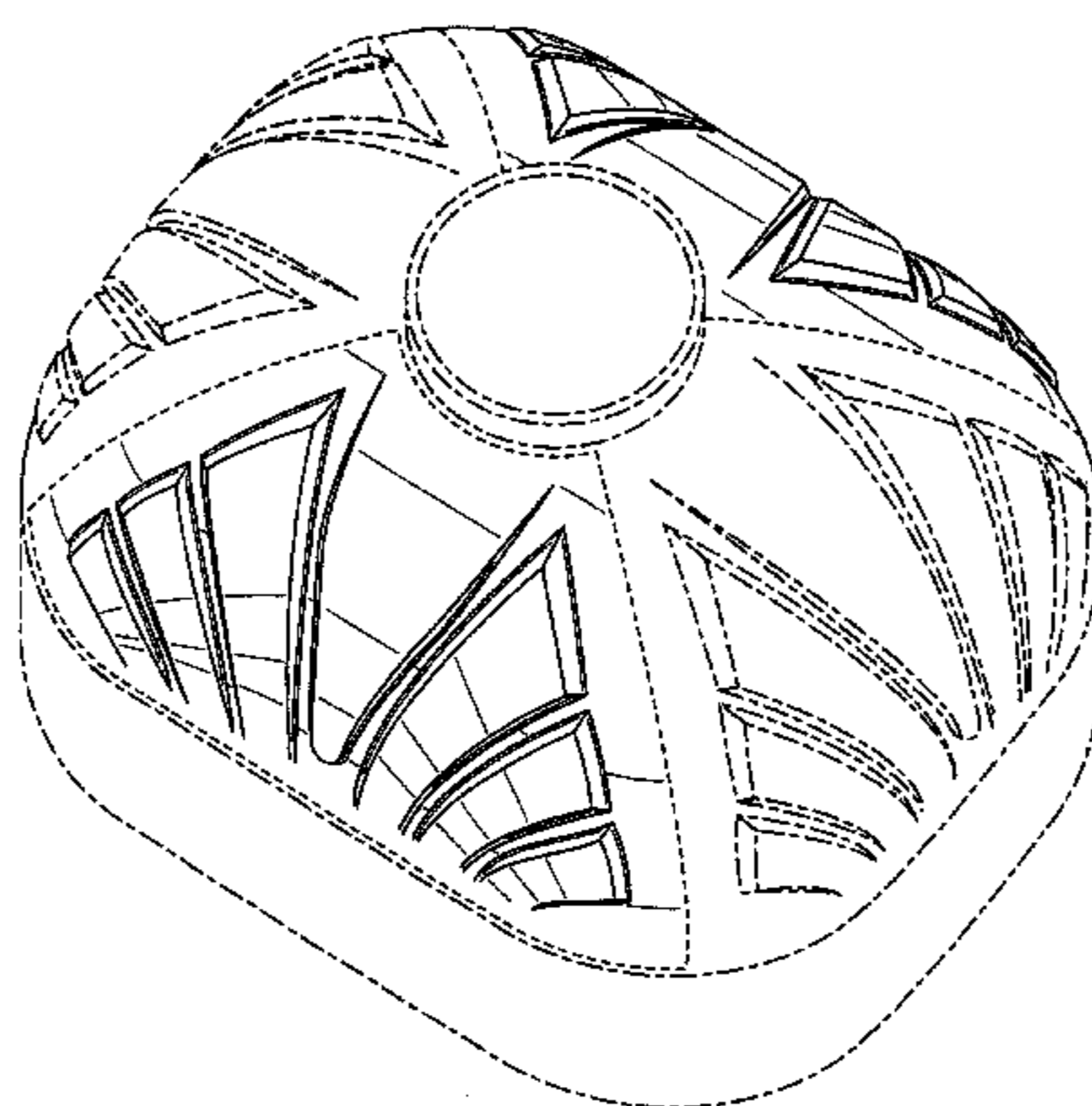
(56) **References Cited**

**U.S. PATENT DOCUMENTS**

D57,695 S 4/1921 Maurer  
D93,193 S 8/1934 Laufer  
D109,848 S \* 5/1938 Lorenzen ..... D9/562  
D127,586 S 6/1941 Lorenzen  
D166,238 S \* 3/1952 Bedinger ..... D9/666  
D191,234 S 8/1961 Fuerst  
D195,651 S 7/1963 Koenigsberg  
D315,500 S \* 3/1991 Durand ..... D9/562  
5,072,884 A 12/1991 Ellison et al.  
D332,488 S \* 1/1993 Martin ..... D23/367  
D366,613 S \* 1/1996 Fultz ..... D7/672 X  
D371,744 S \* 7/1996 Wacker ..... D9/562  
D386,088 S 11/1997 Satoh  
D399,138 S \* 10/1998 Beechuk et al. .... D9/566 X  
D400,105 S 10/1998 Beechuk et al.  
D415,686 S \* 10/1999 Dunay ..... D9/565 X

FIG. 1 is a top, front, and left side perspective view of a container dome according to a first embodiment of the present invention;  
FIG. 2 is a front elevational view thereof, the back elevational view being identical;  
FIG. 3 is a right side elevational view thereof, the left side elevational view being identical;  
FIG. 4 is a top plan view thereof;  
FIG. 5 is a top, front, and left side perspective view of a container dome according to a second embodiment of the present invention;  
FIG. 6 is a front elevational view thereof, the back elevational view being identical;  
FIG. 7 is a right side elevational view thereof, the left side elevational view being identical; and,  
FIG. 8 is a top plan view thereof.  
The dot-dash-dot-dash broken lines shown in the drawings are for illustrative purposes only and form no part of the claimed design. The dash-dash-dash-dash broken lines which define the bounds of the claimed design form no part thereof.

**1 Claim, 8 Drawing Sheets**



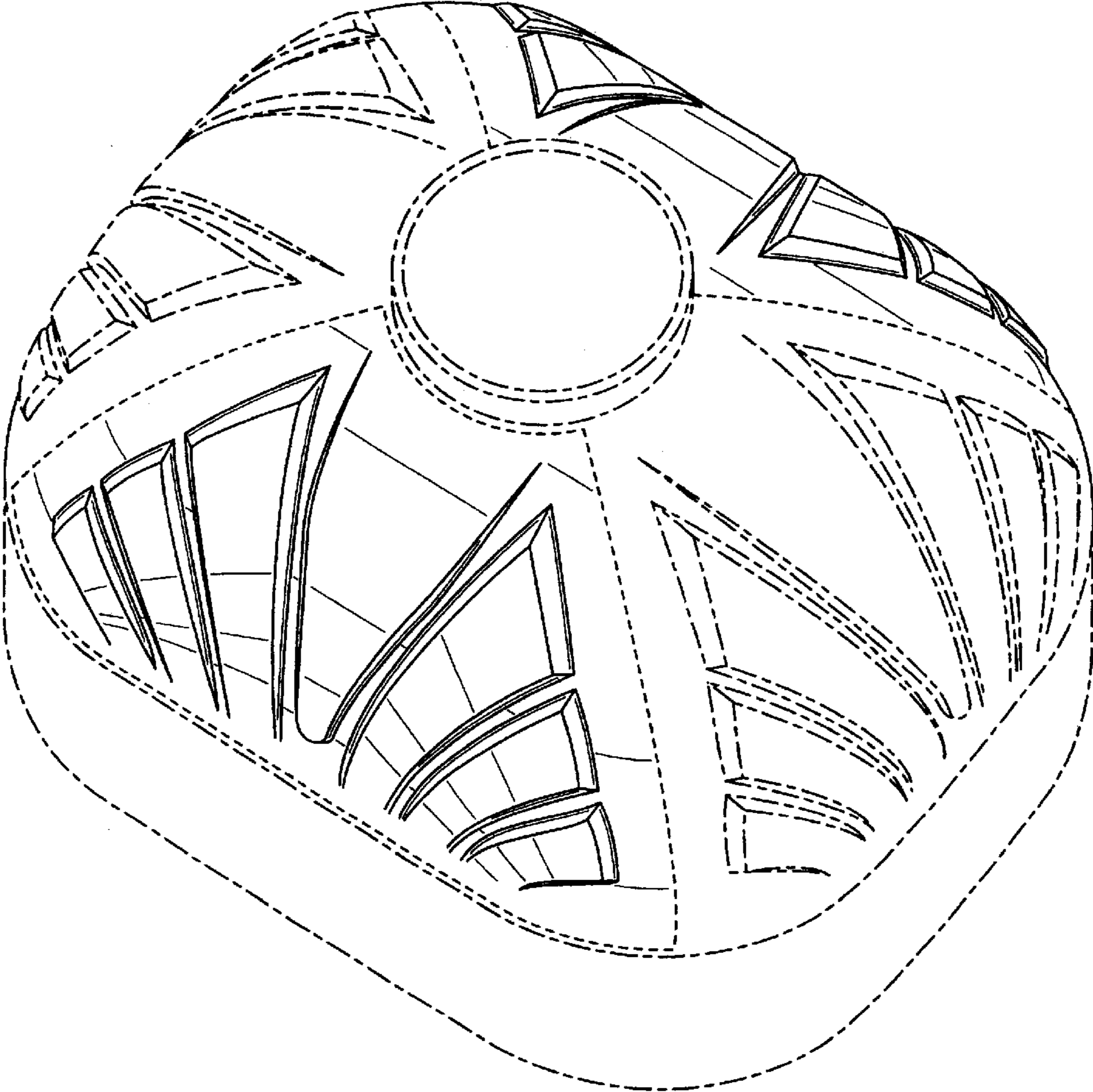


FIG. 1

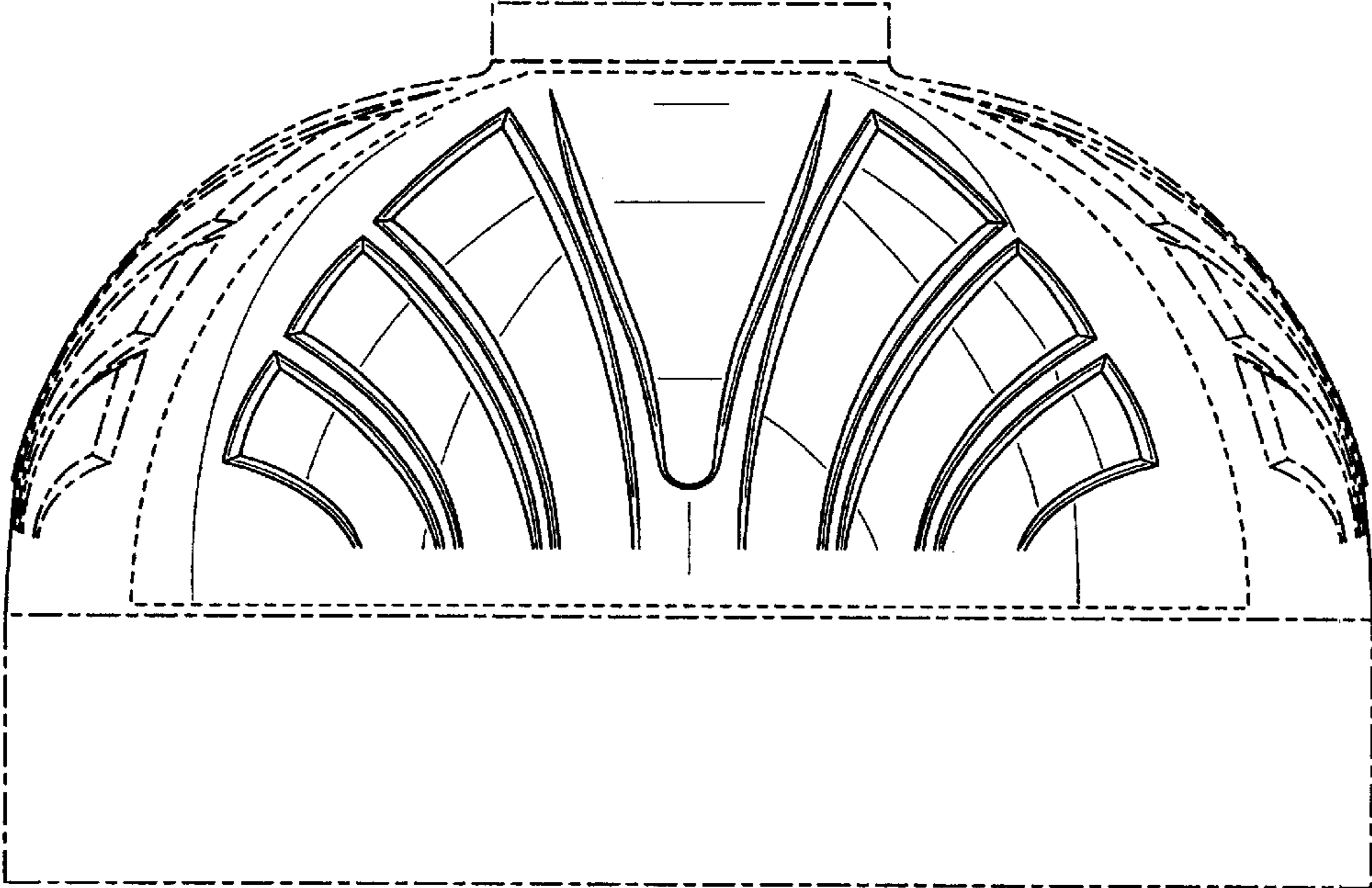


FIG. 2

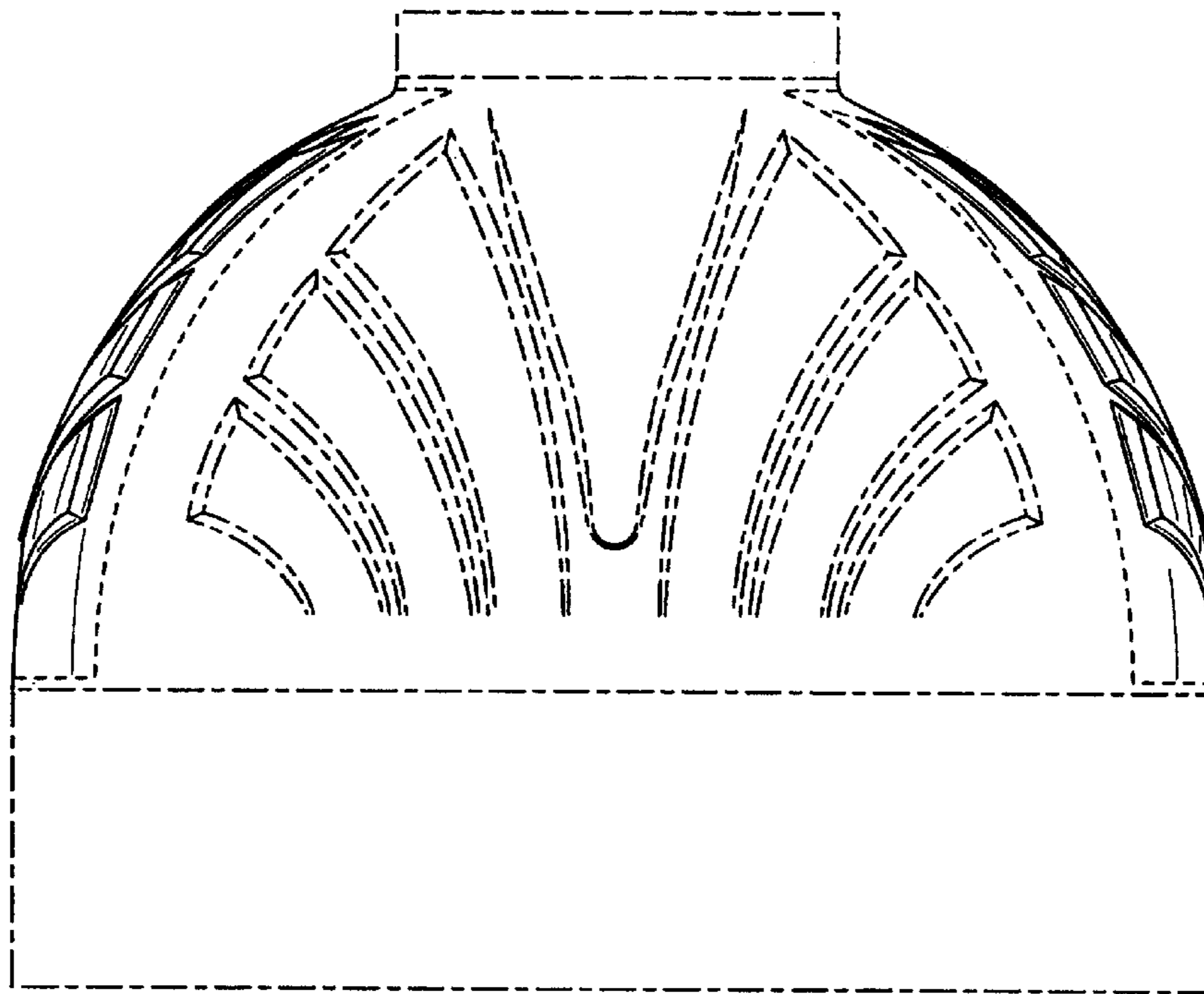


FIG. 3




FIG. 4

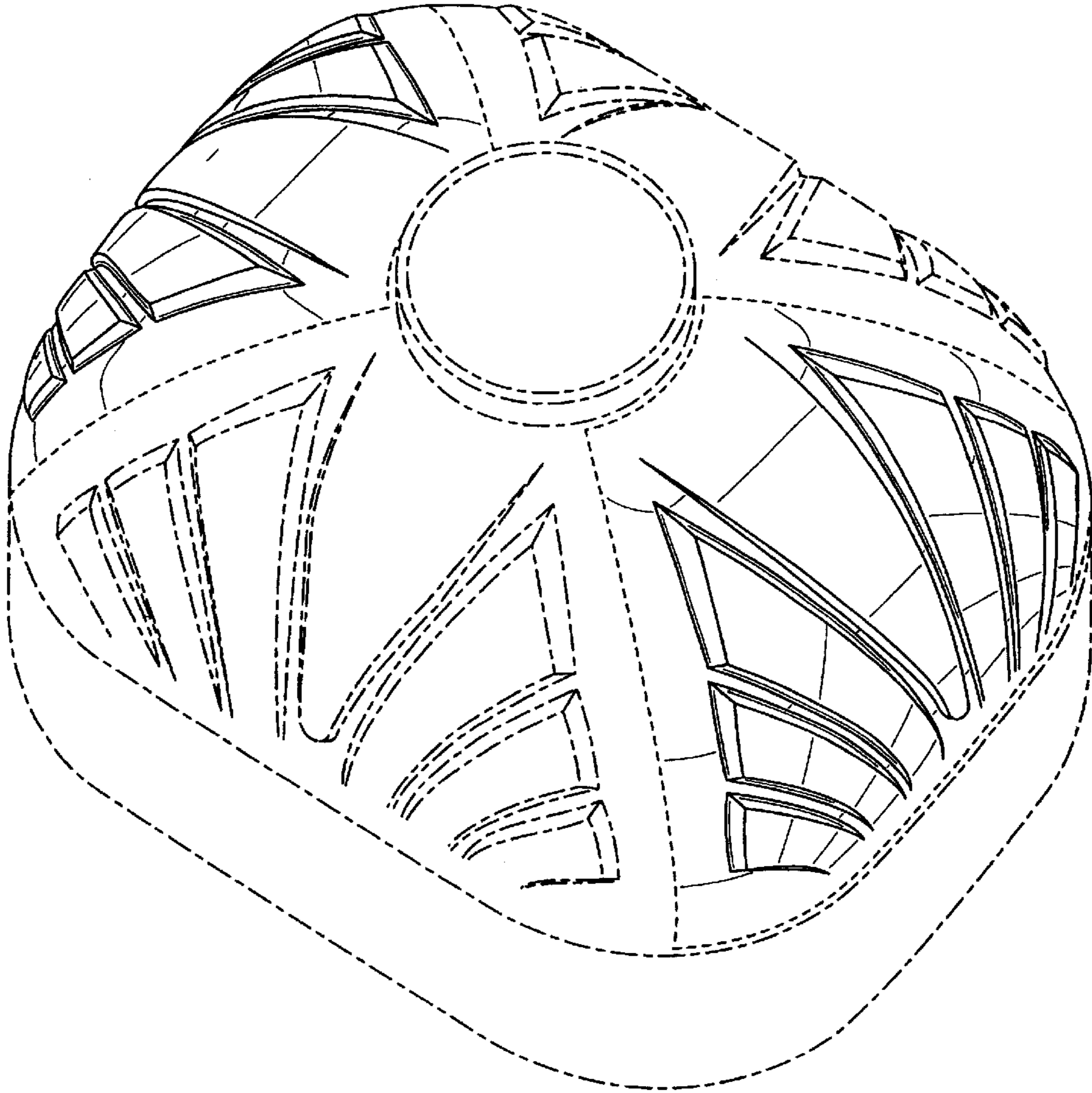


FIG. 5

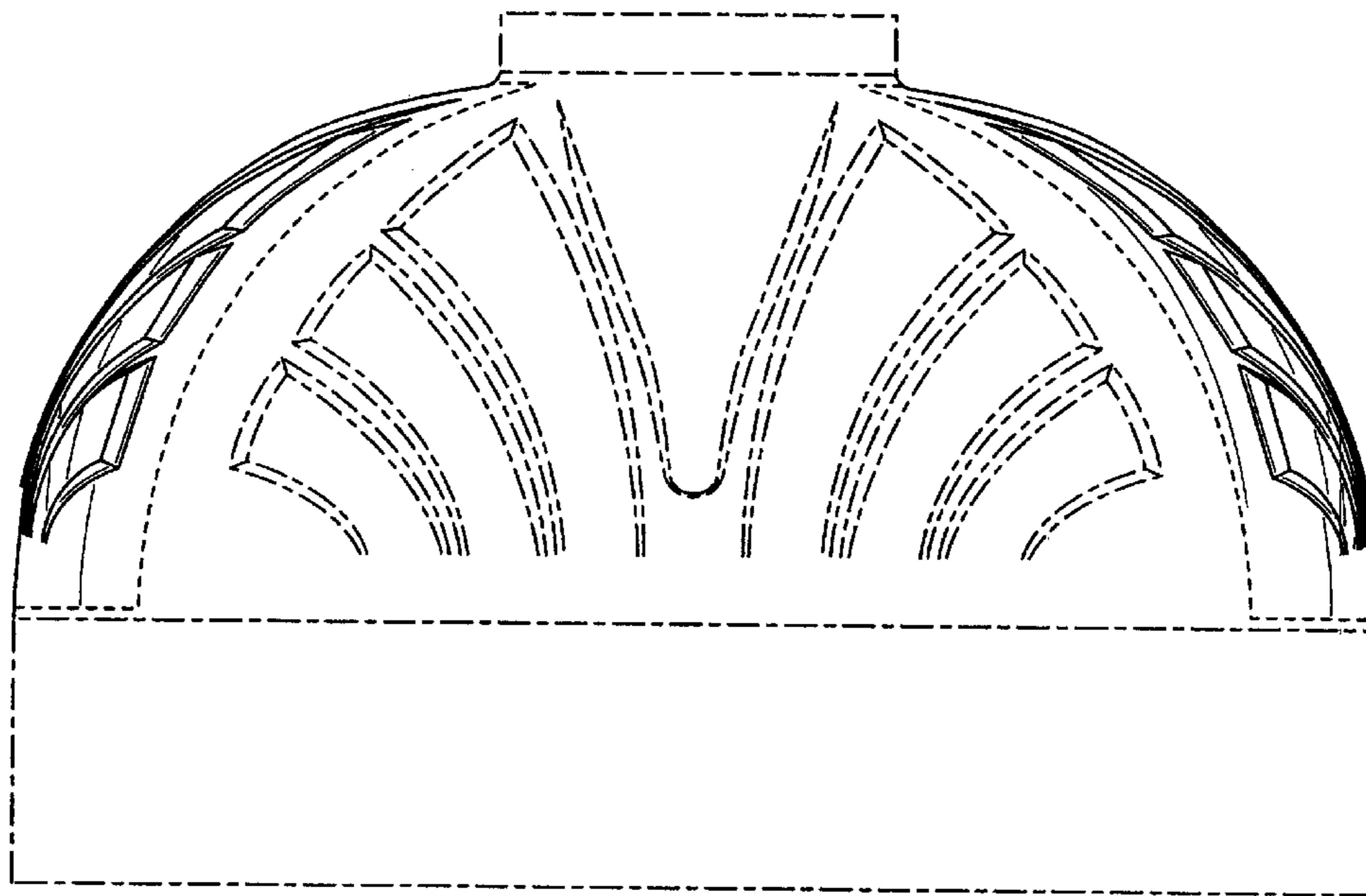


FIG. 6

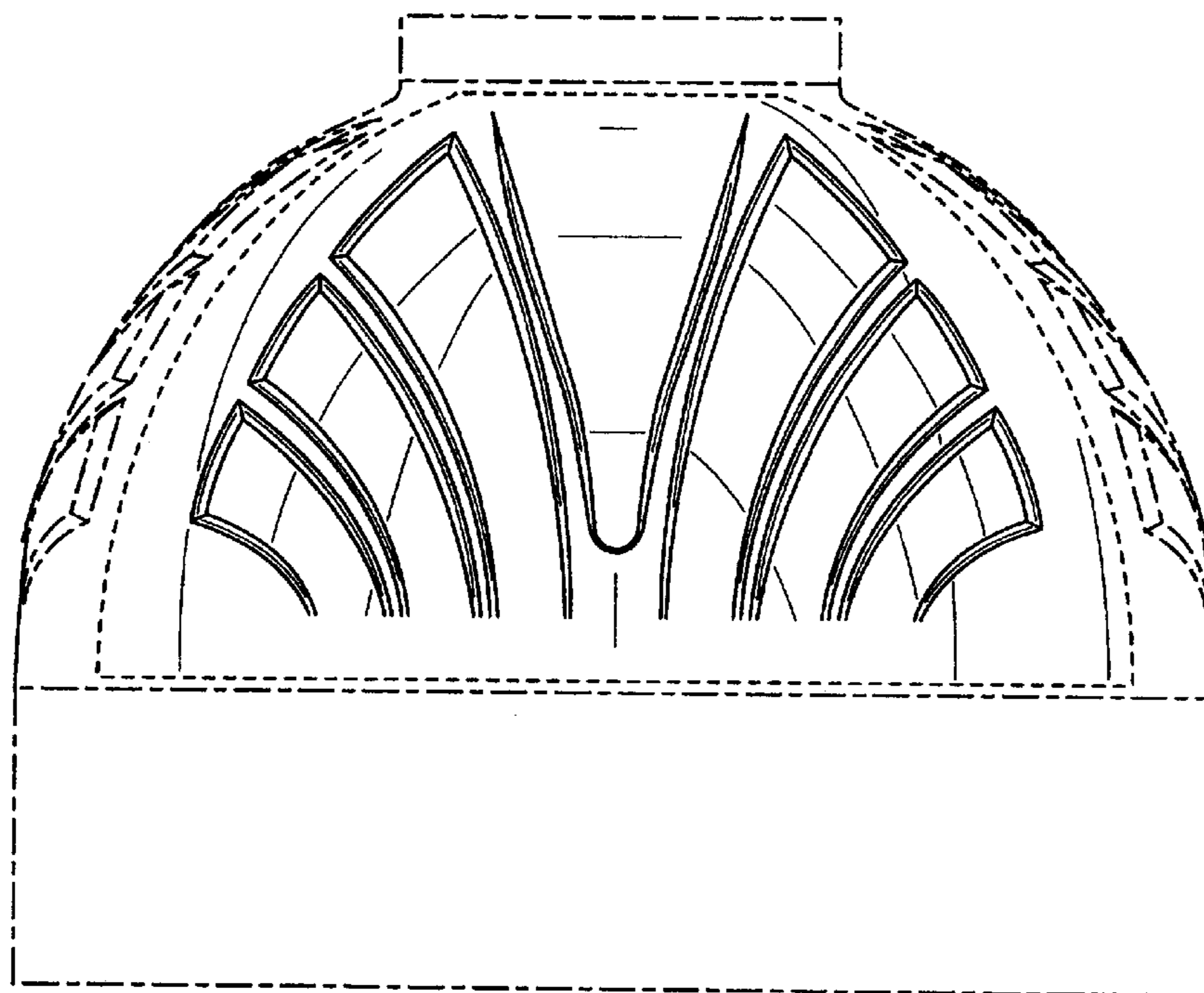


FIG. 7






FIG. 8