

US00D534416S

(12) **United States Design Patent**
Kelleghan

(10) **Patent No.:** **US D534,416 S**

(45) **Date of Patent:** **** Jan. 2, 2007**

(54) **GEAR SHAPED CARABINER**

(75) Inventor: **Brian James Kelleghan**, Longmont,
CO (US)

(73) Assignee: **Bison Designs, LLC**, Longmont, CO
(US)

(**) Term: **14 Years**

(21) Appl. No.: **29/247,377**

(22) Filed: **Jun. 14, 2006**

Related U.S. Application Data

(62) Division of application No. 29/215,830, filed on Oct. 26,
2004, now Pat. No. Des. 527,245.

(51) **LOC (8) Cl.** **08-05**

(52) **U.S. Cl.** **D8/356**

(58) **Field of Classification Search** D8/356;
D11/204, 81; 24/573.5, 599.1

See application file for complete search history.

(56) **References Cited**

U.S. PATENT DOCUMENTS

D299,448 S * 1/1989 Haro D12/123

D430,511 S * 9/2000 Takamori et al. D12/123

D432,054 S * 10/2000 Hanamura D12/123

D434,843 S * 12/2000 Zaragoza et al. D23/366

D435,001 S * 12/2000 Takamori et al. D12/123

D467,157 S * 12/2002 Kelleghan D8/356

D472,843 S * 4/2003 Marquez-Pickering D11/81

D475,604 S * 6/2003 Kelleghan D8/356

* cited by examiner

Primary Examiner—Holly H. Baynham

(74) *Attorney, Agent, or Firm*—Margaret Polson; Patent
Law Offices of Rick Martin, PC

(57) **CLAIM**

The ornamental design for a gear shaped carabiner, as shown
and described.

DESCRIPTION

FIG. 1 is a top or bottom plan view, which are mirror images,
of my new design for a gear shaped carabiner.

FIG. 2 is a left side elevation view of FIG. 1.

FIG. 3 is a right side elevation view of FIG. 1.

FIG. 4 is a rear side elevation view of FIG. 1.

FIG. 5 is a front side elevation view of FIG. 1; and,

FIG. 6 is a top perspective view of FIG. 1.

1 Claim, 1 Drawing Sheet

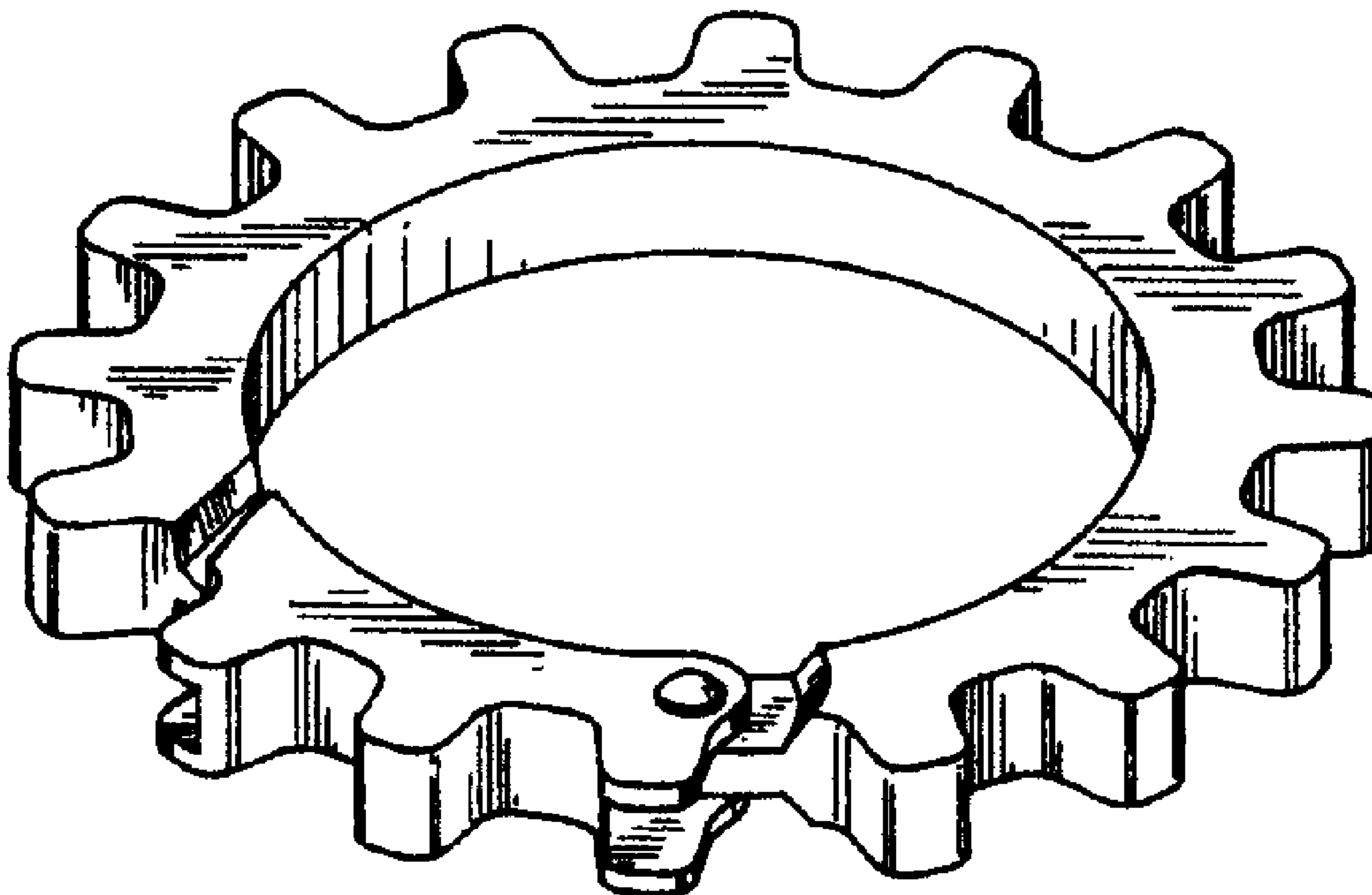




FIG. 4



FIG. 2




FIG. 1



FIG. 3




FIG. 5

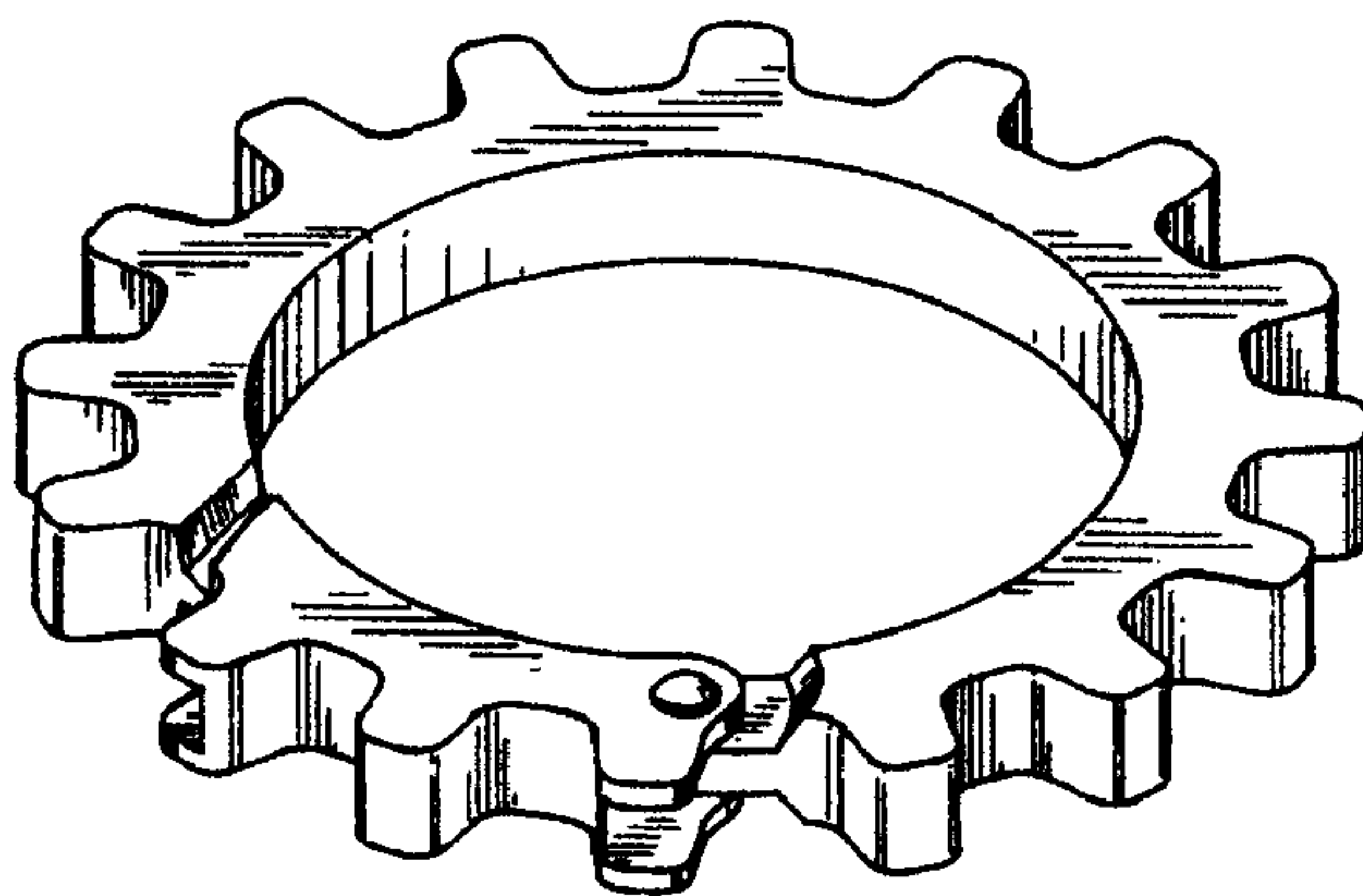


FIG. 6