



US00D534411S

(12) **United States Design Patent**
Kuo

(10) **Patent No.:** **US D534,411 S**
(45) **Date of Patent:** **** Jan. 2, 2007**

- (54) **HANDLE FOR POWER BANDER**
- (75) Inventor: **Michael Kuo**, Taipei (TW)
- (73) Assignee: **Test Rite International Company, Ltd.** (TW)
- (**) Term: **14 Years**
- (21) Appl. No.: **29/185,960**
- (22) Filed: **Jul. 8, 2003**
- (51) **LOC (8) Cl.** **08-04**
- (52) **U.S. Cl.** **D8/107; D21/679**
- (58) **Field of Classification Search** D21/682, D21/679; D8/5, 45, 47, 107, 82-87; D24/133; 81/177.1, 436-440; 15/143.1, 236.1, 236.06, 15/105; 16/110.1, 430-431, 436; D12/179; 30/303, 169; D4/138
See application file for complete search history.

- D454,048 S * 3/2002 Lin D8/107
- D458,679 S * 6/2002 Thompson et al. D24/133
- D465,987 S * 11/2002 Lin D8/107
- 6,561,058 B1 * 5/2003 Steinke 74/551.9
- D482,259 S * 11/2003 Chen D8/107

* cited by examiner

Primary Examiner—Pamela Burgess
(74) *Attorney, Agent, or Firm*—Bacon & Thomas PLLC

(57) **CLAIM**

I claim the ornamental design for a handle for power bander, as shown and described.

DESCRIPTION

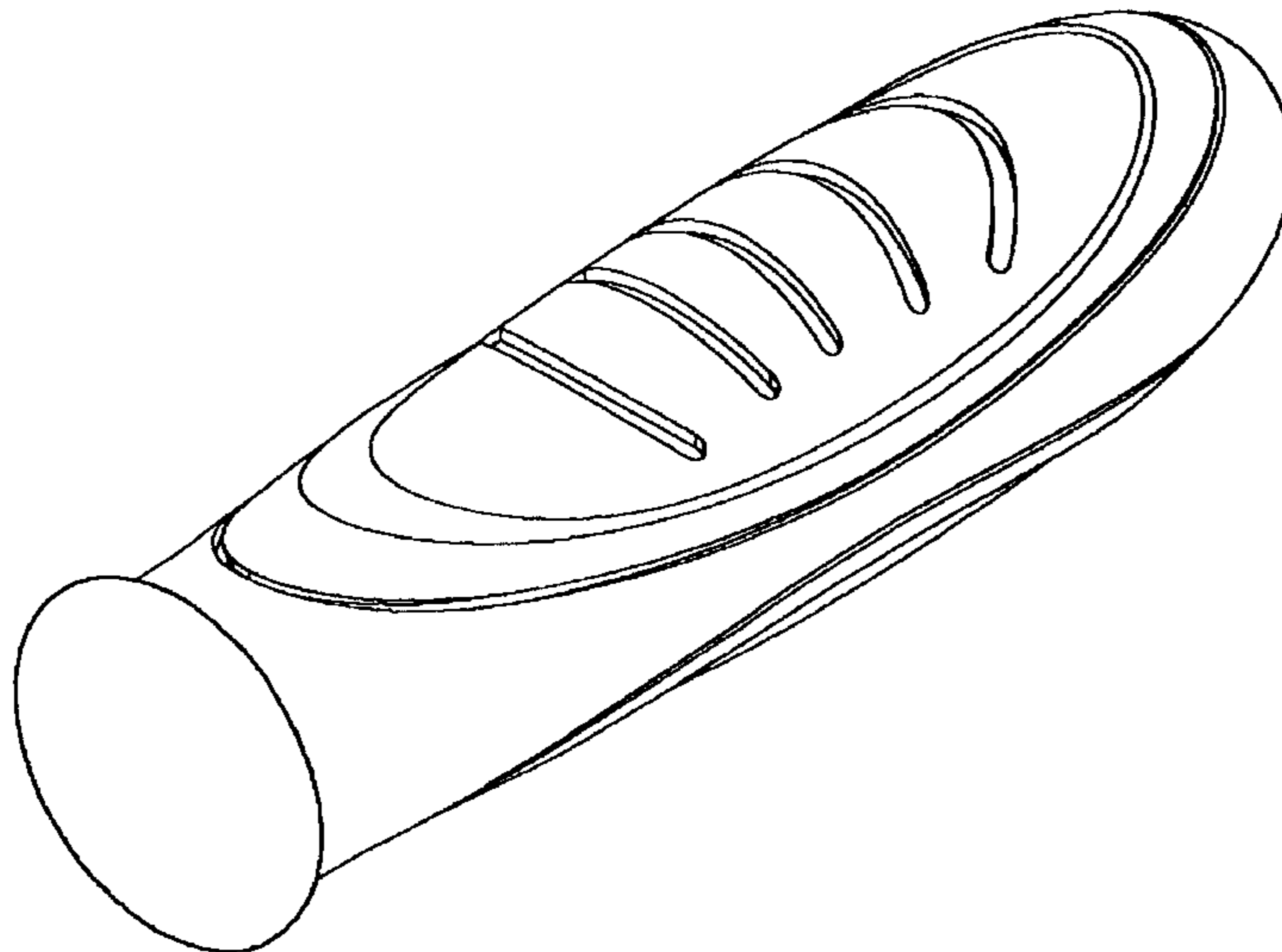
FIG. 1 is a perspective view of a handle for power bander showing my new design.
FIG. 2 is a top plan view thereof;
FIG. 3 is a bottom plan view thereof;
FIG. 4 is a left side view thereof;
FIG. 5 is a right side view thereof;
FIG. 6 is a front view thereof;
FIG. 7 is a rear view thereof; and,
FIG. 8 is a top plan view of a handle for power bander shown attached to the power bander and another handle shown in broken lines for environmental structure only, forming no part of the claimed design.

(56) **References Cited**

U.S. PATENT DOCUMENTS

- 3,271,856 A * 9/1966 Rowley 30/343
- D291,587 S * 8/1987 Wu D21/682
- D337,505 S * 7/1993 Ming-Chang D8/303
- D388,848 S * 1/1998 Sontz et al. D21/679
- 5,740,586 A * 4/1998 Gomas 16/436
- 5,913,466 A * 6/1999 Revels 224/421

1 Claim, 3 Drawing Sheets



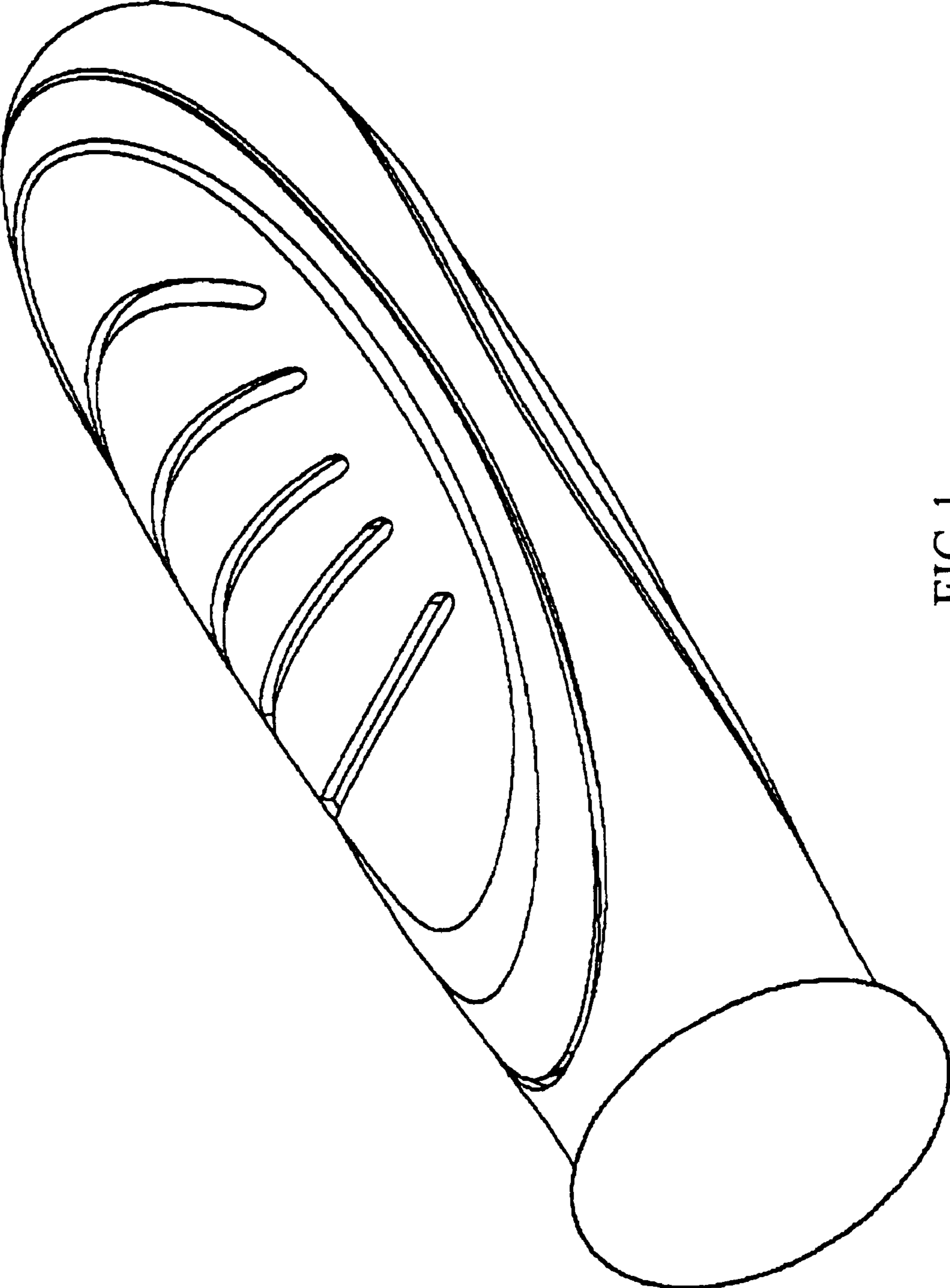


FIG.1

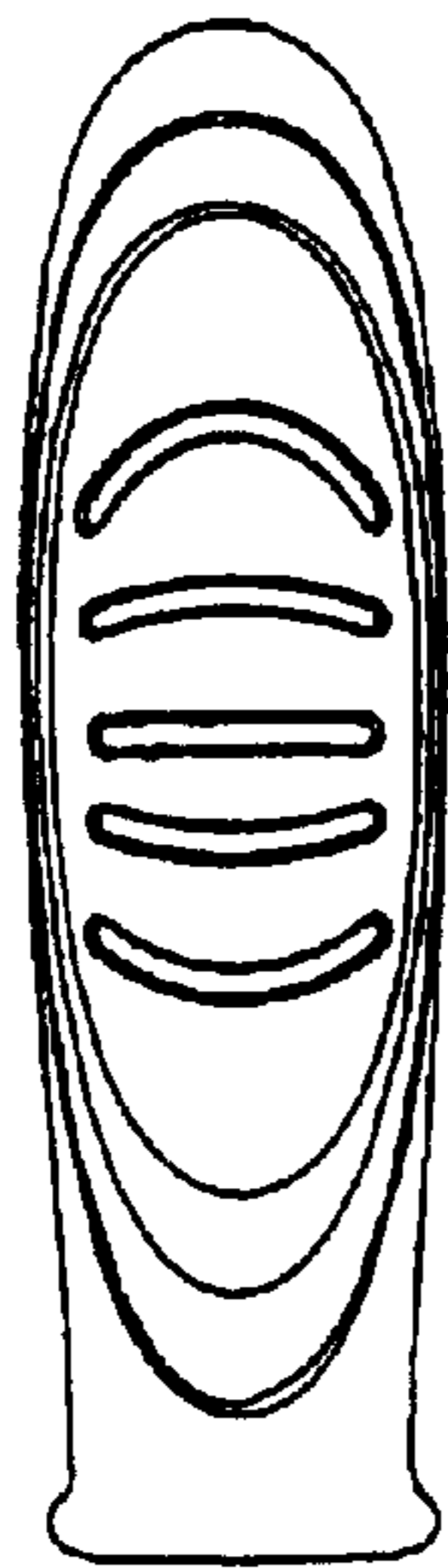


FIG. 6




FIG. 4

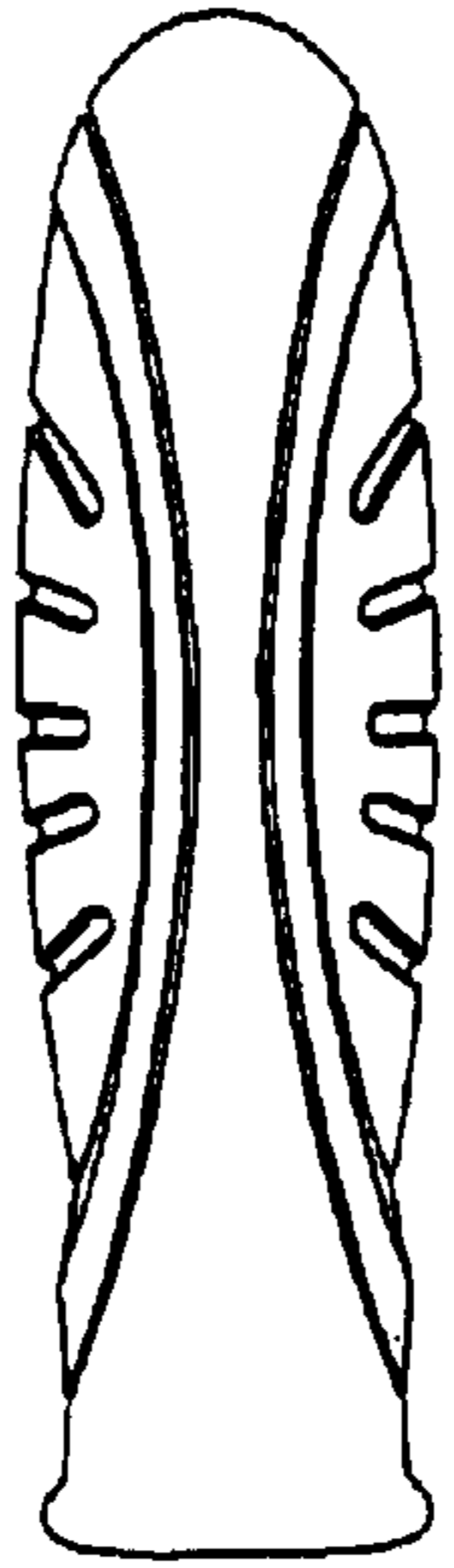


FIG. 2

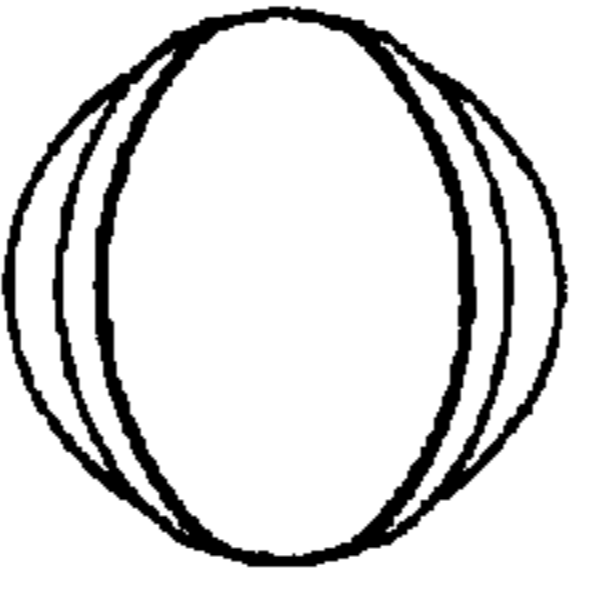


FIG. 5

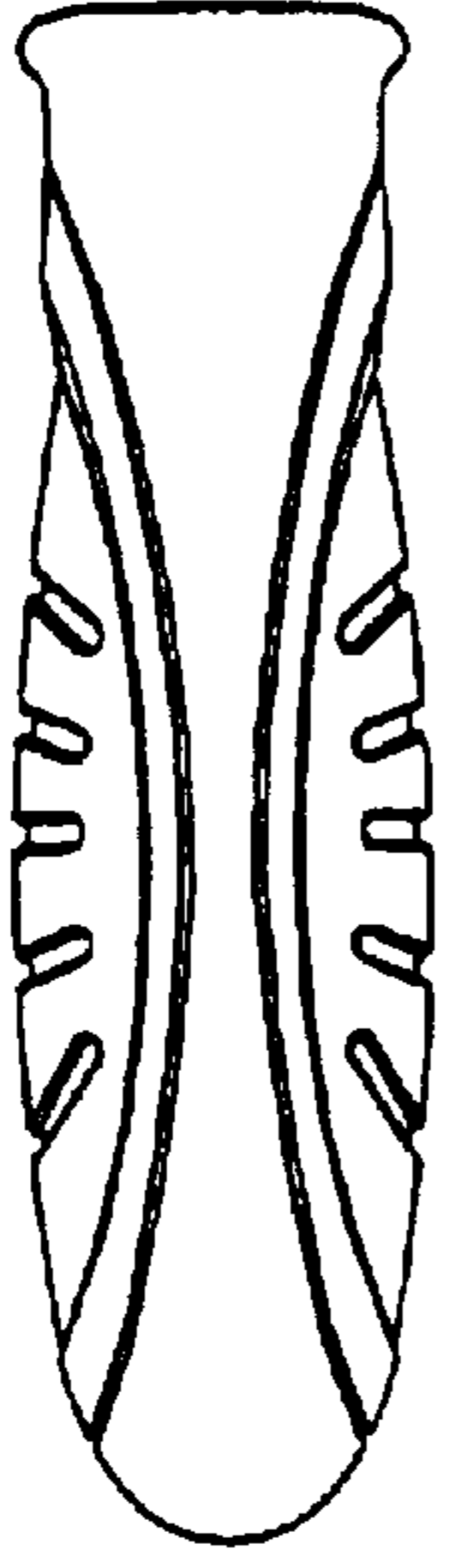


FIG. 3

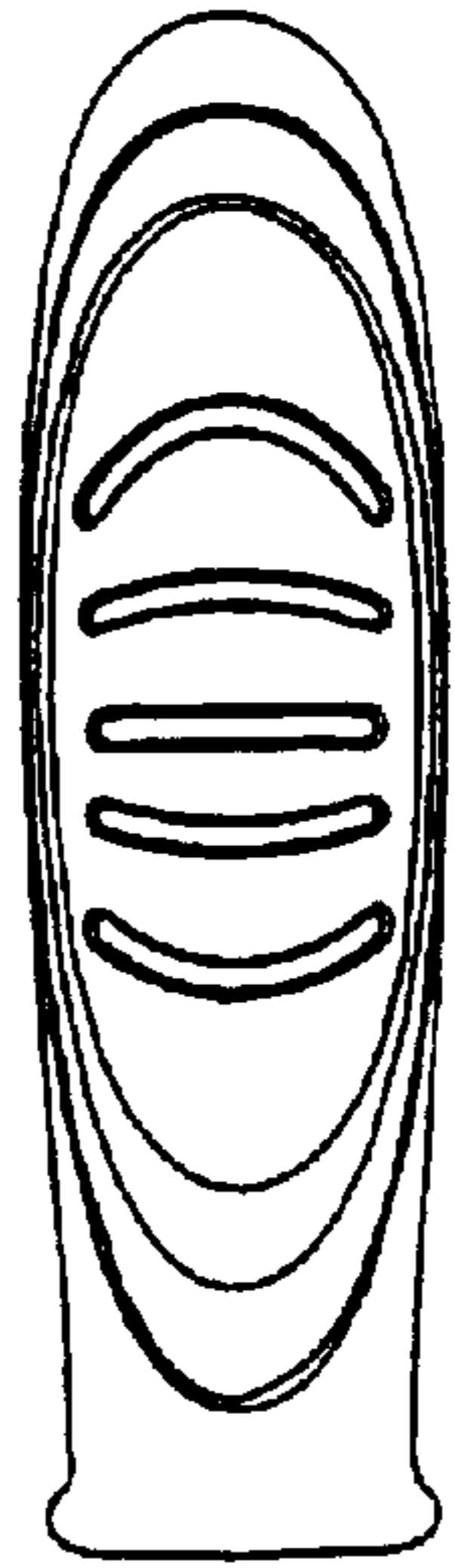


FIG. 7

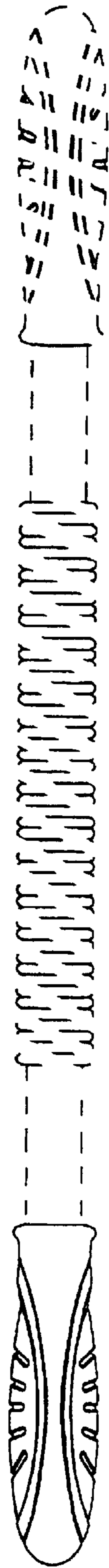


FIG.8