



US00D534402S

(12) **United States Design Patent**
Murray

(10) **Patent No.:** **US D534,402 S**

(45) **Date of Patent:** **** Jan. 2, 2007**

- (54) **POWERED STAPLE GUN**
- (75) Inventor: **Christopher J. Murray**, Baltimore, MD (US)
- (73) Assignee: **Black & Decker Inc.**, Newark, DE (US)
- (**) Term: **14 Years**
- (21) Appl. No.: **29/219,573**
- (22) Filed: **Dec. 17, 2004**
- (51) **LOC (8) Cl.** **19-02**
- (52) **U.S. Cl.** **D8/49**
- (58) **Field of Classification Search** D8/49, D8/50, 61; D19/72; 227/120, 127, 128, 131, 227/132, 134, 156, 7, 109
See application file for complete search history.

- D384,258 S * 9/1997 Marks et al. D8/49
- 5,765,742 A * 6/1998 Marks 227/132
- 5,782,397 A 7/1998 Koukline
- 5,816,470 A * 10/1998 Plato et al. 227/132
- 5,927,585 A 7/1999 Moorman et al.
- D415,668 S * 10/1999 Elie D8/49
- 5,988,478 A * 11/1999 Marks 227/132
- 6,145,728 A * 11/2000 Marks 227/132
- D466,773 S * 12/2002 Lin D8/49
- 6,604,666 B1 8/2003 Pedicini et al.
- 6,705,503 B1 3/2004 Pedicini et al.
- 2002/0134811 A1 9/2002 Napier et al.
- 2003/0183670 A1 10/2003 Barber et al.
- 2003/0192933 A1 10/2003 Pedicini et al.

FOREIGN PATENT DOCUMENTS

DE 3426072 1/1986

* cited by examiner

Primary Examiner—Cathron C. Brooks

Assistant Examiner—Austin Murphy

(74) *Attorney, Agent, or Firm*—Wesley W. Muller; Jon Yun; Bruce S. Shapiro

(56) **References Cited**
U.S. PATENT DOCUMENTS

- 3,347,440 A 10/1967 Doherty
- 4,215,808 A 8/1980 Sollberger et al.
- 4,230,249 A 10/1980 Nasiatka et al.
- 4,375,867 A 3/1983 Novak et al.
- 4,380,312 A 4/1983 Landrus
- 4,449,161 A 5/1984 Kling
- 4,490,771 A 12/1984 Huber et al.
- 4,573,621 A 3/1986 Merkator et al.
- D288,060 S 2/1987 Somers
- 4,667,865 A 5/1987 Judge
- 4,724,992 A 2/1988 Ohmori
- 4,732,309 A 3/1988 Judge
- 4,811,885 A 3/1989 Lai
- 4,834,278 A 5/1989 Lin
- 4,928,868 A 5/1990 Kerrigan
- 5,069,379 A 12/1991 Kerrigan
- 5,098,004 A 3/1992 Kerrigan
- D360,566 S * 7/1995 Marks et al. D8/49
- 5,437,404 A 8/1995 Shkolnikov
- 5,443,196 A 8/1995 Burlington
- 5,497,932 A * 3/1996 Brewer et al. 227/132
- 5,605,268 A 2/1997 Hayashi et al.
- D384,257 S * 9/1997 Marks et al. D8/49

(57) **CLAIM**

The ornamental design for a powered staple gun, as shown and described.

DESCRIPTION

FIG. 1 is a perspective view of a powered staple gun of the present invention.

FIG. 2 is a front view of the powered staple gun according to FIG. 1.

FIG. 3 is a rear side view of the powered staple gun according to FIG. 1.

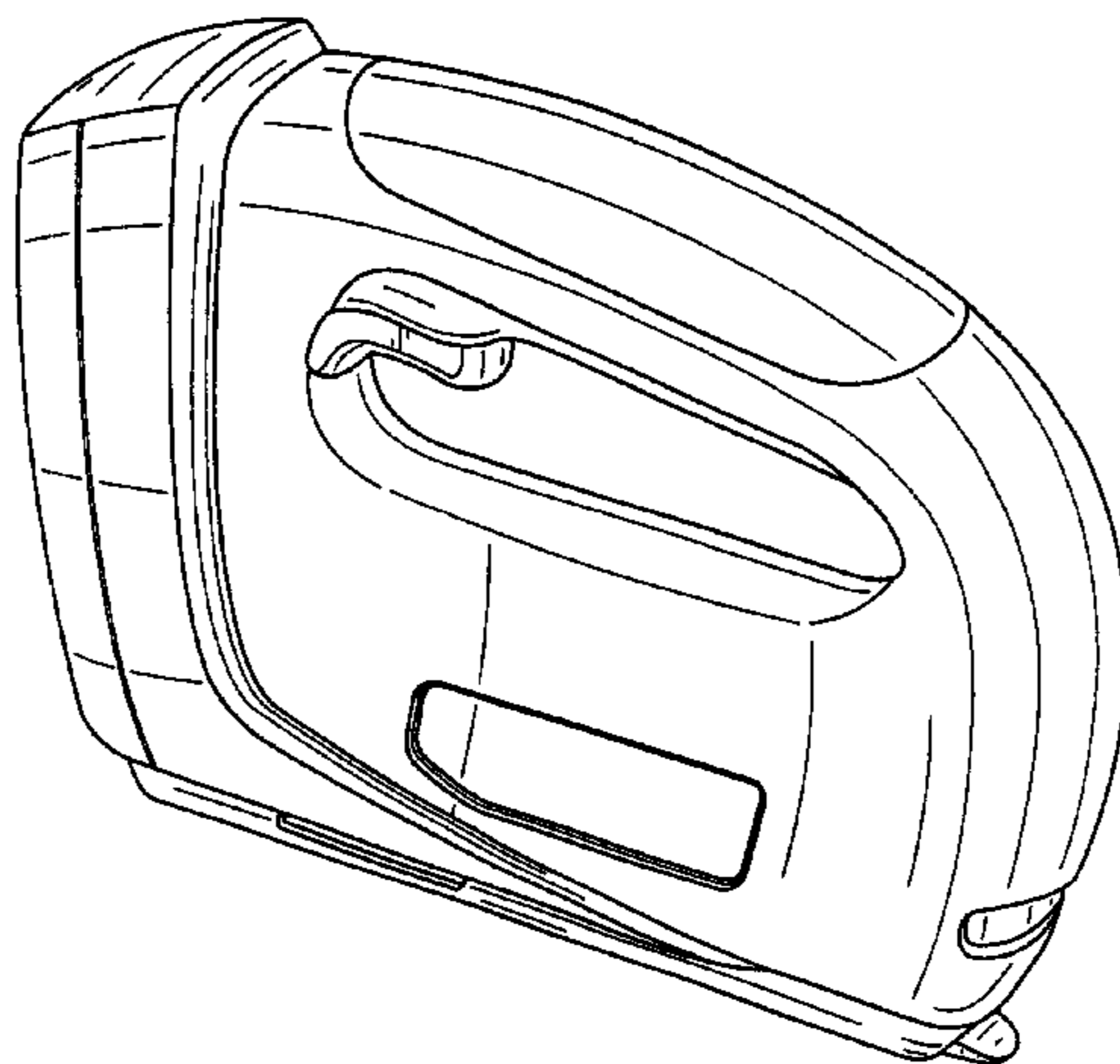
FIG. 4 is a right side view of the powered staple gun according to FIG. 1.

FIG. 5 is a left side view of the powered staple gun according to FIG. 1.

FIG. 6 is a top view of the powered staple gun according to FIG. 1; and,

FIG. 7 is a bottom view of the powered staple gun according to FIG. 1.

1 Claim, 4 Drawing Sheets



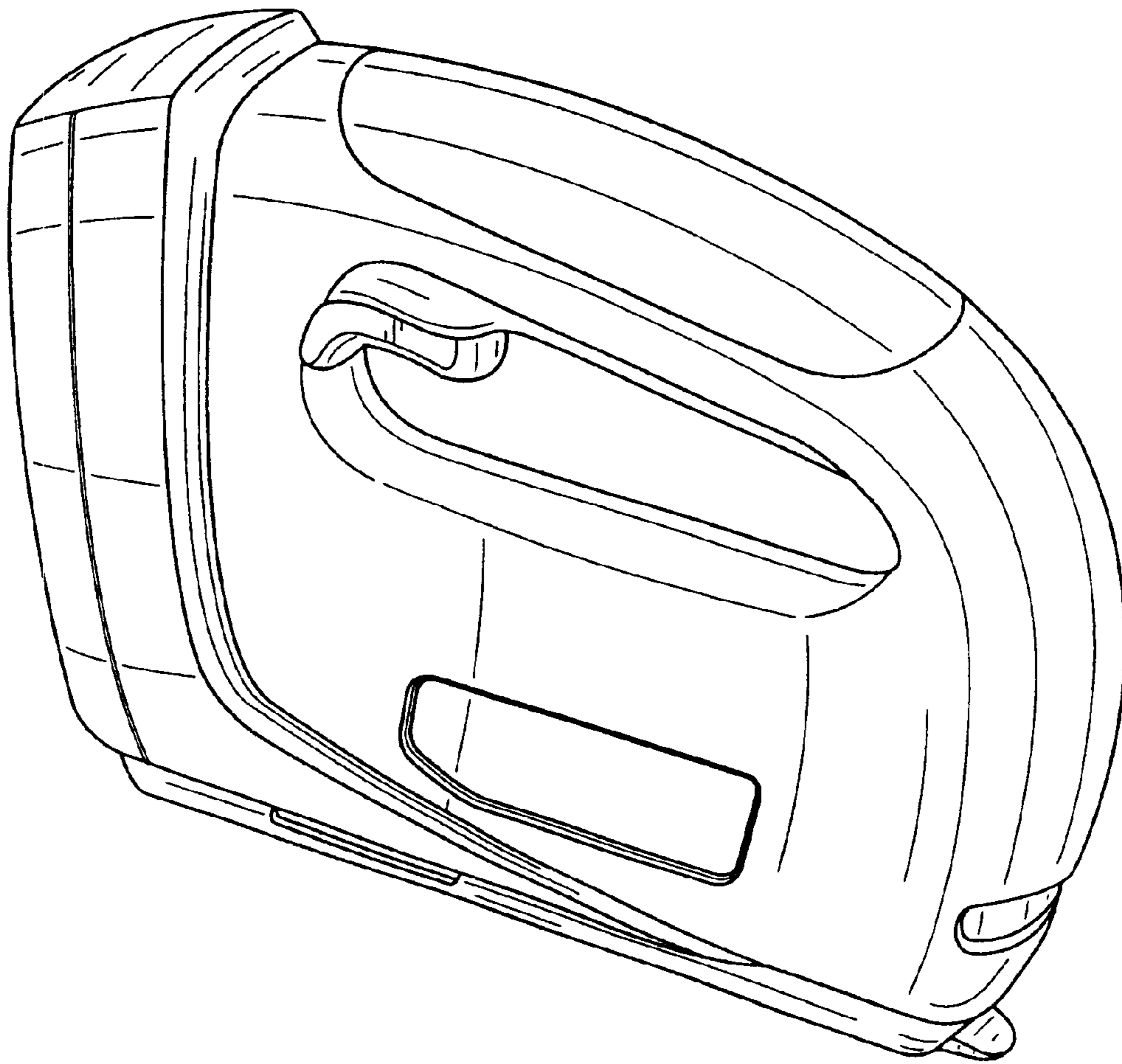


FIG. 1

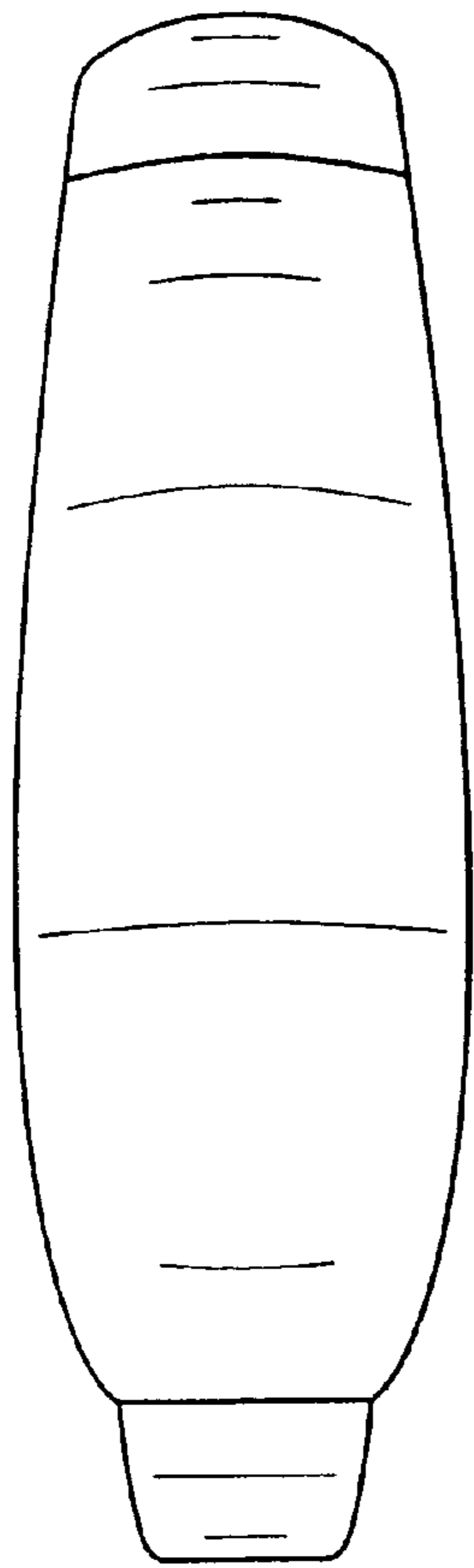


FIG. 2




FIG. 3

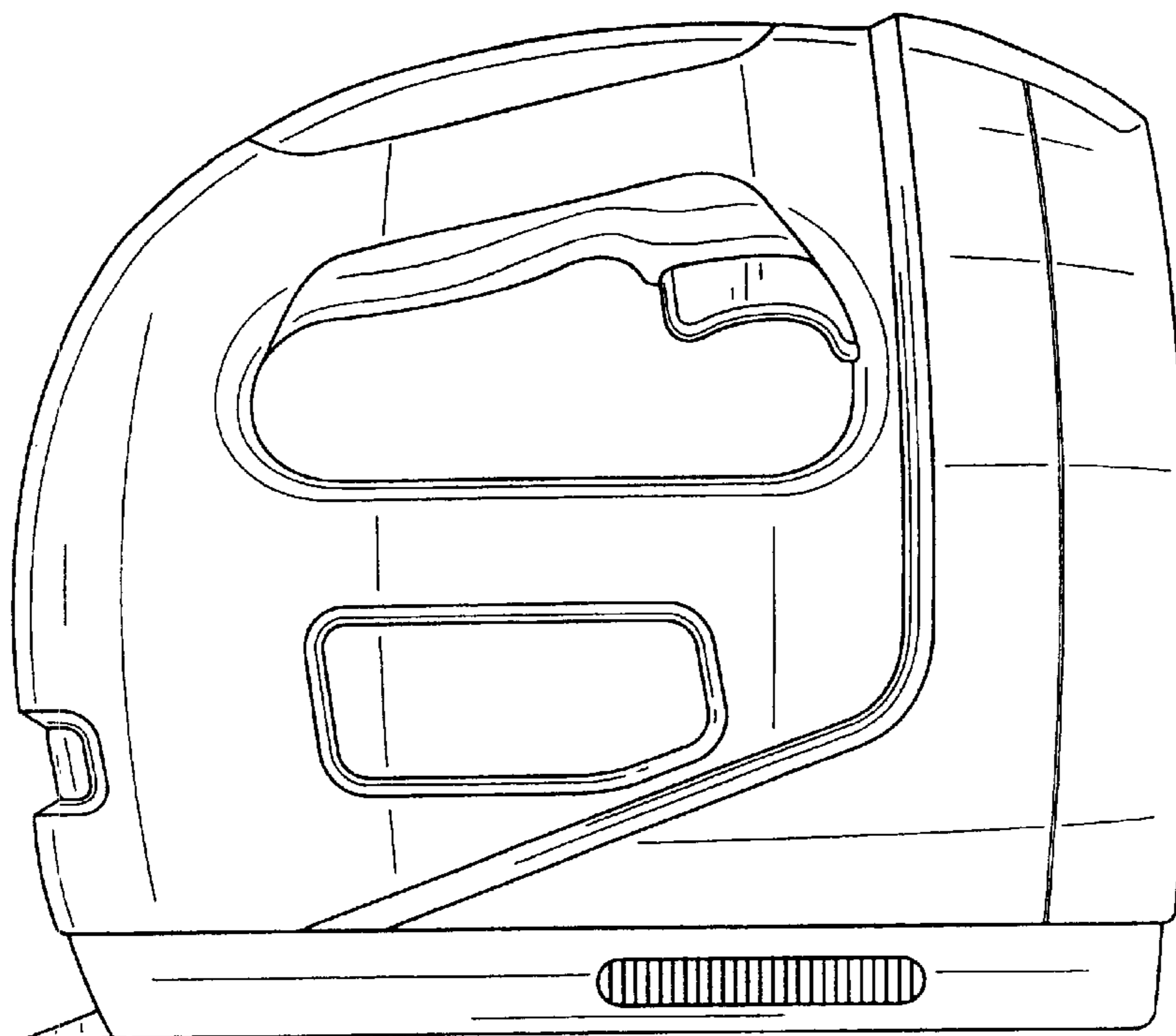


FIG. 4

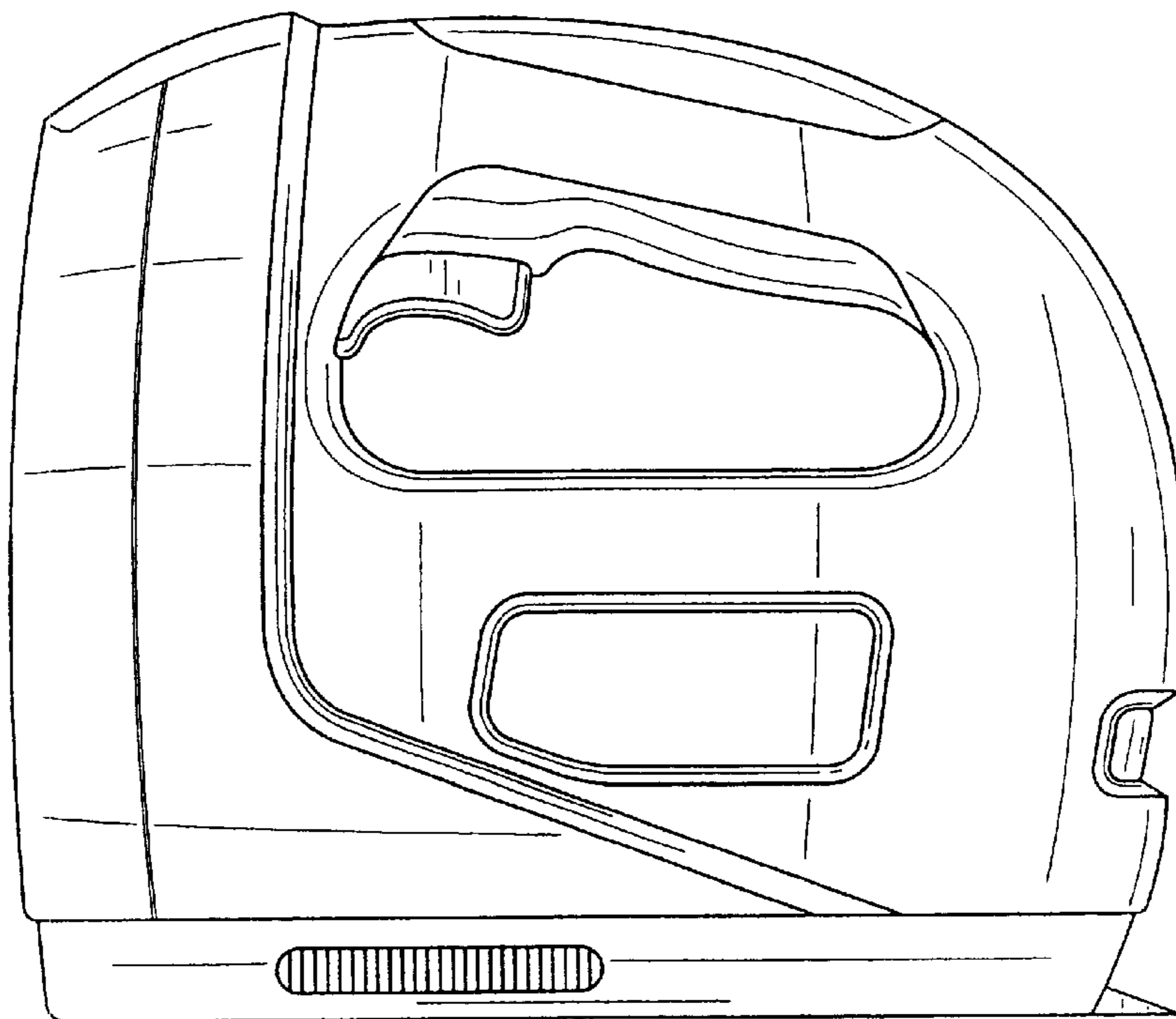


FIG. 5

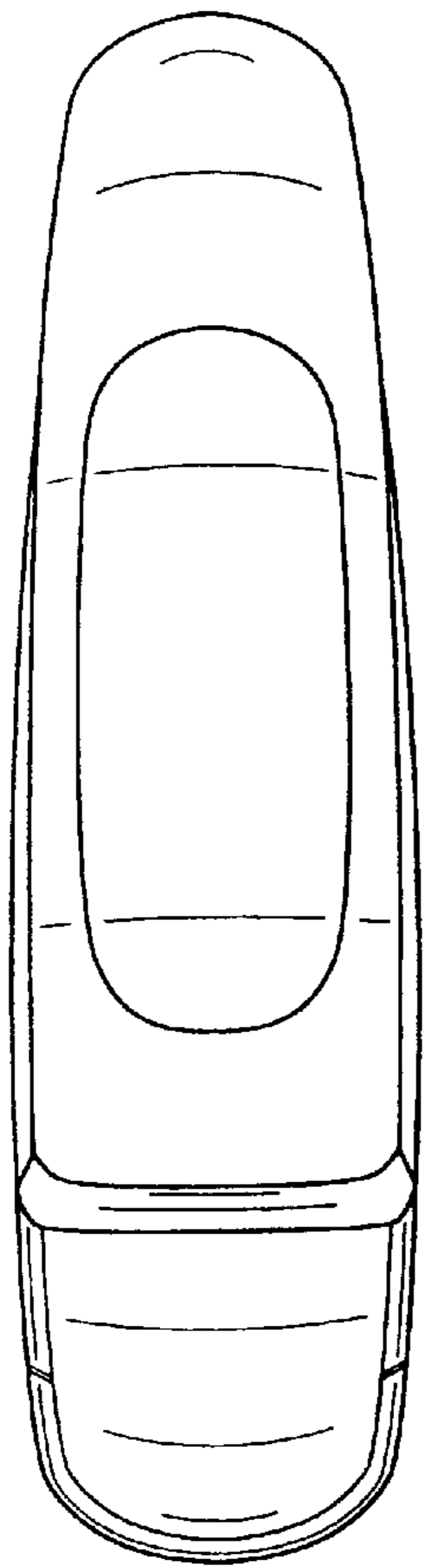


FIG. 6

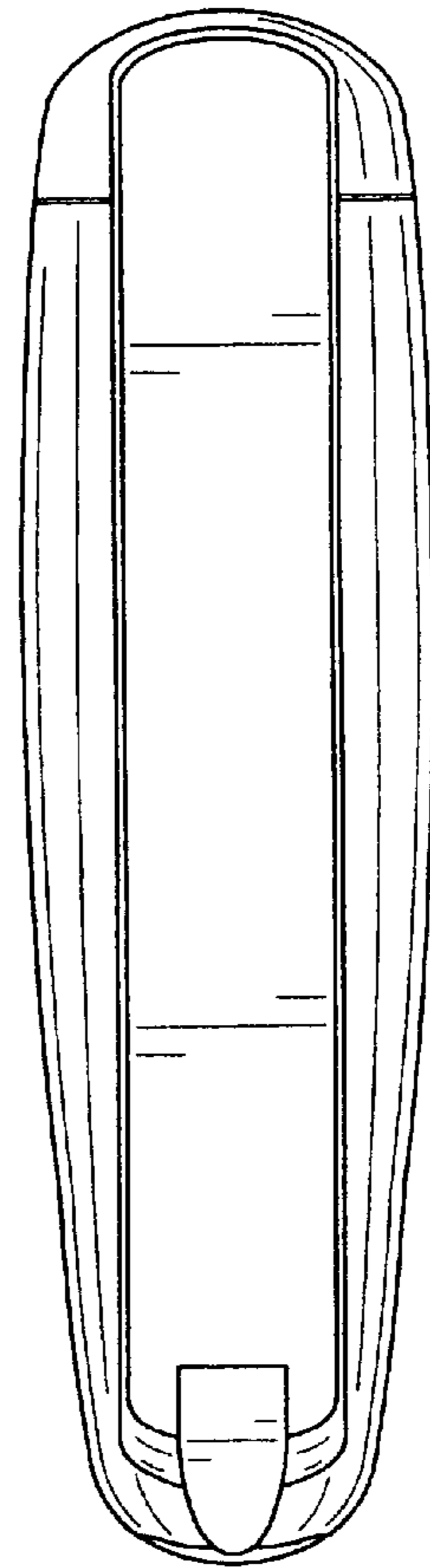


FIG. 7